



Logan Chieftains

0-5 (0-0)

VS



Athens Bulldogs

4-1 (2-0)

Friday Sept. 30, 2016

Logan Chieftain Stadium – Logan, OH

**Table of Contents**

Pg. 2	Logan Chieftain Stadium Records
Pg. 3	“The Last Time...”
Pgs. 4-5	LHS Varsity Schedule and Match-up Facts
Pgs. 6-7	Logan Varsity Roster, Coaches, FactsJV/Frosh Schedules
Pgs. 8-9	Athens Varsity Roster, Coaches, Varsity Schedule
Pgs. 10-11	Series History
Pg. 12	Game Notes
Pgs. 13-14	Logan Two-Deep
Pg. 15	Logan Stats
Pg. 16	Athens Stats
Pgs. 17-19	Logan HS Individual & Team Records
Pg. 20	Logan Starting Line-Up
Pg. 21	Athens Starting Line-Up

**2016 SEOAL Standings**

1. Jackson	3-2	0-0
1. Logan	0-5	0-0
1. Warren	2-3	0-0

**Week Six Games:**

Jackson VS Warren

**Chieftain Non-League Opponents:**

- Dublin Jerome VS Thomas Worthington
- Teays Valley VS Hamilton Township
- Meigs AT Nelsonville-York
- Cambridge AT Marietta
- St. Francis DeSales AT Bishop Watterson
- Hamilton Ross VS Edgewood

## Logan Chieftain Stadium Records

Chieftains' Overall Record at "The Chief" – 24-20

### Individual Records

#### Rushing

Most Rushing Yards  
Most Rushing Attempts  
Most Rushing TDs

275, Isaac Schmeltzer vs Warren, 2013  
34, Cory McCarty vs Warren, 2011  
6, Jaylon Brown (St. Clairsville) vs Piketon, 2012  
6, Isaac Schmeltzer vs Warren, 2013  
99, Bryce McBride vs Portsmouth, 2013

Longest Run from Scrimmage:

#### Passing

Most Passing Yards  
Most Completions  
Most Attempts  
Most Passing TDs

469, Grant Russell (Newark), 2013  
27, Patrick Angle, vs Pickerington North, 2009  
43, Joe Burrow (Athens), vs Marion-Franklin, 2013  
5, Joe Burrow (Athens), vs St. Francis DeSales, 2014  
5, Lane Little, vs Cambridge, 2015  
92, Kelly Long to Sean Wotring, vs Jackson, 2011

Longest Completion

#### Receiving

Most Receptions

14, Zach McDaniel, vs Pickerington North, 2009  
14, Darius Shackelford (Newark), 2013  
269, Darius Shackelford (Newark), 2013  
3, Darius Shackelford (Newark), 2013  
3, Chance Cox, vs Lancaster, 2014  
3, Isaiah Smith, vs Warren, 2015  
92, Kelly Long to Sean Wotring, vs Jackson, 2011

Most Receiving Yards

Most Touchdown Receptions

Longest Reception

#### Special Teams

Longest Kick-off return for TD  
Longest Punt return for TD  
Longest Field Goal

97, Johnnie Charles (Portsmouth), 2013  
40, Tabeal Radney (Pick. North), 2011  
44 yards, Thad Smith (Teays Valley), 2013

#### Defensive

Most Interceptions

2, Mason Jordan (Portsmouth) vs Logan, 2011  
2, Casey Phillips vs Portsmouth 2013  
101, Evan DeLong, vs Loudonville, 2013

Longest Interception Return for TD

#### Miscellaneous

Longest Play from Scrimmage  
Longest fumble return for touchdown  
Most Total Touchdowns

99, Bryce McBride run vs Portsmouth 2013  
89, Dean Jordan, vs Lancaster, 2014  
7, Isaac Schmeltzer vs Warren, 2013

#### Team Records

Most Rushing Yards  
Most Passing Yards  
Most Total Yards  
Most Combined Rushing Yards  
Most Combined Passing Yards  
Most Combined Total Yards

562, Logan vs Portsmouth, 2013  
469, Newark vs Logan, 2013  
589, Logan vs Portsmouth, 2013  
715, Logan vs Portsmouth, 2013  
617, Logan vs Cambridge, 2015  
974, Logan vs Portsmouth, 2013

#### Scoring

Most Points in a Game  
Most Points (Combined)  
Most Points in a Quarter (1 team)

59, St Clairsville 59, Piketon 27, 2012  
107, Athens 55, Tri-Valley 52 (OT), 2013  
30, Logan 30, Chillicothe 7, 2009

Most Points in a Quarter (combined)

**30, Dublin Jerome 30, Logan 0 - 2016**  
37, Logan 30, Chillicothe 7, 2009

#### Logan Wins

First Win  
Largest Winning Margin  
Largest Winning Margin (via Shut-Out)  
Consecutive Wins

Aug. 22, 2008 vs Lancaster (35-10)  
45, vs Marietta 48-3; 2009  
42, vs Warren 42-0; 2008  
12 (Aug. 22, 2008-Aug. 27, 2010)

#### Logan Losses

First Loss  
Largest Losing Margin  
Largest Losing Margin (via Shut-Out)  
Consecutive Losses

Aug. 27, 2010 vs Lancaster (37-24)  
**58, vs Dublin Jerome (58-0), 2016**  
**58, vs Dublin Jerome (58-0), 2016**  
10, 2010-2011



**Logan Football**  
**“The last time ....”**










Last kick-off return for TD:	2015, Jenson Wallace, 89-yards, at Nelsonville-York
Last opponent kick-off return for TD:	2013, Johnnie Charles, 97-yards, vs Portsmouth
Last punt return for TD:	2015, Brady Walsh, 58-yards, at Gallipolis
Last opponent punt return for TD:	2011, Mykel Traylor-Bennett, 48-yards, at Reynoldsburg
Last interception return for TD:	2015, Isaiah Smith, 54-yards, vs Warren
Last opponent interception return for TD:	2012, Rodney Barnes, 43-yards, at Warren
Last fumble return for TD:	2014, Domonic Micochero, 36-yards, vs Zanesville
Last opponent fumble return for TD:	2012, Jacob Blake, 40-yards, vs Nelsonville-York
Last blocked punt return for TD:	2014, Josh Rardain, 0-yards, at Meigs
Last opponent blocked punt return for TD:	2014, Kolton Edmondson, 15-yards, at Loudonville
Last time Logan recorded a safety:	2010, bad snap kicked out of endzone by QB, at Warren
Last time an opponent recorded a safety:	2015, quarterback tackled in endzone, at DeSales
Last 200+ yard rushing game:	2015, Bryce McBride, 328 yards, at Athens
Last opponent 200+ yard rushing game:	2014, Anthony Jones, 253 yards, at Teays Valley
Last time 2 players rushed for 100+ yards:	2014, Bryce McBride (227) and Dean Jordan (109), at Meigs
Last time opp. had 2 players rush for 100+ yards:	2014, Jerry King (163), Ryan Fitchpatrick (120), and Harrison Taylor (110), vs Lancaster
Last player to rush for 3 or more TDs:	2015, Bryce McBride (3), at Athens
Last opposing player to rush for 3 or more TDs:	2015, Zacciah Saltzman (5), at Athens
Last 250+ yard passing game:	2015, Lane Little (259), at Gallipolis
Last opponent 250+ yard passing game:	2015, Josh Lewis (296), vs Cambridge
Last player to throw for 3+ touchdowns:	2015, Lane Little (5), at Gallipolis
Last opposing player to throw for 3+ touchdowns:	<b>2016, Hunter Edwards (3), vs Nelsonville-York</b>
Last time Logan scored 50+ points:	Aug. 28, 2015 – at Athens, 61-49 win
Last time an opponent scored 50+ points:	Aug 26, 2016 – vs Dublin Jerome, 58-0 loss
Last time Logan recorded a shut-out:	Oct 30, 2015 – vs Warren, 39-0
Last time an opponent recorded a shut-out:	<b>Sept. 23, 2016 – vs Nelsonville-York, 35-0</b>



**2016 Logan Chieftains Varsity Football Schedule**

 VS Dublin Jerome	<p><b>Aug. 26, 2016</b>                  7:00 PM                  AT Logan Chieftain Stadium                  Logan, OH</p> <p><b>Loss, 00-58</b></p>	 VS Dublin Jerome
<p><b>2<sup>nd</sup> Meeting ----- Last Meeting: 2016 (00-58 loss) ----- Series tied 1-1 ----- Jerome won last meeting</b></p>		
 AT Teays Valley Vikings	<p><b>Sept. 2, 2016</b>                  7:00 PM                  AT Viking Stadium                  Ashville, OH</p> <p><b>Loss, 00-21</b></p>	 AT Teays Valley Vikings
<p><b>4<sup>th</sup> Meeting ----- Last Meeting: 2016 (00-21 loss)----- Teays Valley leads 3-1 ----- TV won last meeting</b></p>		
 AT Meigs Marauders	<p><b>Sept. 9, 2016</b>                  7:30 PM                  AT Farmers Bank Stadium                  Rock Springs, OH</p> <p><b>Loss, 19-25</b></p>	 AT Meigs Marauders
<p><b>17<sup>th</sup> Meeting ----- Last Meeting: 2016 (25-19 loss) ----- Logan leads 9-7-1 ----- Meigs won last meeting</b></p>		
 AT Cambridge Bobcats	<p><b>Sept. 16, 2016</b>                  7:00 PM                  AT McFarland Stadium                  Cambridge, OH</p> <p><b>Loss, 14-48</b></p>	 AT Cambridge Bobcats
<p><b>2<sup>nd</sup> Meeting ----- Last Meeting: 2016 (14-48 loss) ----- Series tied 1-1 ----- Cambridge won last meeting</b></p>		
 VS Nelsonville-York Buckeyes	<p><b>Sept. 23, 2016</b>                  7:00 PM                  AT Logan Chieftain Stadium                  Logan, OH</p> <p><b>Loss, 00-35</b></p>	 VS Nelsonville-York Buckeyes
<p><b>33<sup>rd</sup> Meeting ----- Last Meeting: 2016 (00-35 win) ----- Logan leads 24-9 ----- Nelsonville-York won last meeting</b></p>		

LoganFootball.com Media Guide/Game Notes 5  
 Week Six VS Athens Bulldogs

 VS Athens Bulldogs	Sept. 30, 2016 7:00 PM AT Logan Chieftain Stadium Logan, OH	 VS Athens Bulldogs
90 <sup>th</sup> Meeting ----- Last Meeting: 2015 (61-49 win) ----- Logan leads 50-34-5 ----- Logan has won 13 straight		
 AT Jackson Ironmen	Oct. 7, 2016 7:00 PM AT Alumni Stadium Jackson, OH  SEOAL	 AT Jackson Ironmen
94 <sup>th</sup> Meeting ----- Last Meeting: 2015 (21-35 loss) ----- Logan leads 46-43-4 ----- Jackson has won 2 straight		
 VS Cols. DeSales Stallions	Oct. 14, 2016 7:00 PM AT Logan Chieftain Stadium Logan, OH	 VS Cols. DeSales Stallions
10 <sup>th</sup> Meeting ----- Last Meeting: 2015 (7-44 loss) ----- SFD leads 6-3 ----- SFD has won 3 straight		
 VS Hamilton Ross Rams	Oct. 21, 2016 7:00 PM AT Logan Chieftain Stadium Logan, OH	 VS Hamilton Ross Rams
1 <sup>st</sup> Ever Meeting		
 AT Warren Warriors	Oct. 8, 2016 7:00 PM AT Warren Warriors Stadium Vincent, OH  SEOAL	 AT Warren Warriors
31 <sup>st</sup> Meeting ----- Last Meeting: 2015 (39-0 win) ----- Logan leads 25-5 ----- Logan has won 3 straight		



**2016 Logan Chieftains Varsity Football Roster**

<b>No.</b>	<b>Name</b>	<b>Class</b>	<b>Height</b>	<b>Weight</b>	<b>Position</b>
2	Aaron Jackson	12	5-10	140	WR/DB
3	Jenson Wallace *	12	6-1	165	WR/DB
4	Kyle Arnett	10	5-10	150	QB/DB
5	Tommy Breining *	12	6-4	155	TE/DB
6	Jeremy Minor *	12	5-11	170	RB/LB
7	Braeden Spatar	9	5-7	160	QB/DB
8	Brady Walsh *	11	6-0	185	QB/DB
10	Trevor Wolfe	10	6-3	140	TE/DB
11	Landon Little	10	5-10	140	WR/DB
12	Tyler Cummin	10	5-9	155	WR/DB
13	Colton Dixon	12	5-9	130	QB/DB Capt.
14	Isaac Baron	11	6-0	180	RB/LB
16	Cymon Rooker	11	5-11	190	TE/DL
17	Charlie Kline	9	6-2	165	WR/DB
19	David Talbott	11	6-0	150	WR/DB
20	Cameron Fields	11	5-11	140	RB/LB
21	Jeromy Weaver	10	5-11	170	RB/LB
22	Aaron Magdich	10	5-10	120	WR/DB
23	Kyle Horner	10	5-10	200	RB/DB
24	Donovan Lecroy	10	5-11	135	TE/LB
25	Weston Stoneburner	10	5-10	195	TE/LB
27	Peter Rosado	12	5-11	160	WR/DB
28	Colton Ruff	9	5-10	165	RB/LB
29	Conner Ruff	9	5-10	160	RB/LB
30	Shane Souders	10	5-10	175	RB/LB
33	Riley Nelson *	12	6-0	170	WR/DB
44	Preston Yates	10	5-10	180	RB/LB
50	Carter Hodson	11	5-11	220	OL/DL
51	Jace Justice	10	5-7	205	OL/DL
52	Garrett Baker	11	5-9	190	OL/LB
54	Tucker Wilson	11	6-3	310	OL/DL
55	Kory Henthorne **	12	6-4	265	OL/DL Capt.
56	Clay Risch	10	5-11	175	OL/DL
57	Josh Horton	10	5-9	185	OL/DL
58	Dakota Dement	11	5-9	195	OL/DL Capt.
60	Cody Wolfe	12	5-10	250	OL/DL
61	Blaise Zagoric	10	5-9	195	OL/DL
62	Nick Baker	11	6-0	210	OL/DL
63	Chris Fitch	11	5-10	190	OL/DL
65	Trevor Wyckoff	9	5-10	280	OL/DL
66	Anderson Wolfe	12	6-1	220	OL/DL
67	Kamryn Carter *	11	5-11	280	OL/DL
68	Sheldon Frasure	10	6-1	210	OL/DL
70	Lance Edwards	10	6-0	245	OL/DL
71	Dakota Stiffarm	11	6-0	220	OL/DL
72	Sam Kisor	9	5-11	205	OL/DL
73	Isaac Lewis	10	5-4	155	OL/DL
76	Clayten Yoder	10	6-0	225	OL/DL
77	Brody Wood	10	6-2	150	OL/DL

## Week Six VS Athens Bulldogs

78	TJ Meyer *	12	6-1	220	OL/DL
79	Carson Miller	9	5-11	215	OL/DL
81	Kaden McQuaide	10	5-8	125	WR/DB
82	Thomas Wodzisz	11	5-3	105	WR/DB
84	Carson Shaben	10	5-10	145	WR/DB
86	Sam Hall	10	6-4	175	TE/DL
88	Casey Heft	11	5-11	140	WR/DB

\* = Letters Earned

Capt = Full-time team captain

**All-Time School Record:** 561-372-37 (344-182-18 in the SEOAL)

**Head Coach:** Billy Burke (University of Akron, 4th Season, 19-16 overall)

**Asst. Coaches:** Brian Breining, Jimmer Breining, Jim Huntsberger, Josh Sturgell, Greg Thrapp, Pat Walsh, Tim Woodgard

## 2016 Junior Varsity Schedule

Date	Opponent	Location	Time-Result
08/27	Dublin Jerome	Dublin Jerome	Loss, 12-32
09/03	Teays Valley	<b>Logan</b>	<b>WIN, 22-12</b>
09/10	Meigs	<b>Logan</b>	<b>WIN, 26-06</b>
09/17	New Lexington	New Lexington	TIE, 26-26
09/24	Licking Valley	Licking Valley	Loss, 00-14
10/01	Athens	<b>Logan</b>	10:00 AM
10/08	Jackson	<b>Logan</b>	10:00 AM
10/15	Columbus St. Francis DeSales	Columbus SFD	12:00 PM
10/22	Zanesville	<b>Logan</b>	10:00 AM

## 2016 Freshman Schedule

Date	Opponent	Location	Time-Result
08/27	Dublin Jerome	Dublin Jerome	Loss, 08-47
09/07	Teays Valley	Teays Valley	Loss, 06-19
09/10	Tri-Valley	Tri-Valley	Loss, 00-20
09/19	Hamilton Township	Hamilton Township	Loss, 14-28
09/24	Licking Valley	Licking Valley	Loss, 12-26
10/01	Springfield	<b>Logan</b>	12:00 PM
10/06	Jackson	Jackson	5:30 PM
10/15	Columbus St. Francis DeSales	Columbus SFD	10:00 AM
10/24	Chillicothe	<b>Logan</b>	5:30 PM

**2016 Athens Bulldogs Varsity Roster**

<b>No.</b>	<b>Name</b>	<b>Class</b>	<b>HT</b>	<b>WT</b>	<b>Pos.</b>
2	Brody Ball	12	6-2	185	TE/DE
2	Jack Cornwell	9	5-7	130	WR/DB
3	Treyce Albin	11	6-1	175	QB
4	Brendan Sano	12	6-3	210	QB
5	Reece Wallace	9	5-4	110	WR/DB
6	Robert Dickelman	11	6-3	190	WR/DB
7	Asim Fauzi	12	5-11	185	LB
8	Ben Coon	9	5-7	115	WR
11	Lazarus Fugate	11	5-9	170	RB/DE
12	Aiden Kostival	9	5-7	135	WR/DB
13	Andy Kostival	12	5-11	180	WR/LB
14	Cass Simpkins	10	5-7	140	WR/DB
16	Logan Maxfield	10	6-0	185	WR/DB
17	Nick Barga	10	6-0	155	WR/DB
18	Austin Koska	11	6-2	160	WR
19	Clay Davis	10	6-2	195	QB
20	Brayden Markins	9	6-0	145	WR/DB
20	Chase Sammons	10	6-0	150	WR/DB
21	Noah Fox	10	6-1	175	DE
22	Easton McCollum	11	5-10	175	WR
23	Devin Macy	11	6-1	150	DB
24	Taylor Stieffel	12	5-8	155	DB
25	Tyler Purdy	12	5-11	160	DB
26	Jeremy Evans	12	5-8	150	DB
27	Evan Adams	10	5-6	165	RB/LB
28	Tyler Roback	11	5-8	175	RB
31	Nicholas Hawes	10	5-7	165	LB
32	Nate Trainer	9	5-10	150	QB/DB
33	Jack Haseley	11	5-10	175	LB
34	Shawn Sloan	10	5-10	156	DB
34	Jon Kimball	9	5-3	105	WR/DB
35	Lane Heller	10	5-8	140	DB
36	Chris Jackson	10	5-5	135	DB
38	Kyler Brooks	11	6-0	155	WR
39	Josh Demand	12	6-0	180	NG
40	Mikel Casteel	10	5-11	185	RB/LB
41	Kiah Smith	9	5-9	165	RB/LB
42	Henry Gerig	10	6-0	165	WR
44	Carson Baker	9	5-8	145	RB/LB
45	Tanner Tritipo	11	5-10	185	LB
47	Holden Macy	12	5-10	145	DB
48	Daniel Thomas	9	5-6	120	WR/DB
49	Robert Krishner	9	5-6	140	WR/DB
52	Trey Martin	12	6-0	270	OL
53	Josh Poches	10	6-1	225	OL
56	Storm Walburn	10	5-10	235	OL
61	Eli Kennedy	10	6-3	250	OL
62	Gauge Penrod	10	6-0	250	NG
63	Caleb Rogers	10	5-11	205	DL



## Week Six VS Athens Bulldogs

64	Evan Steenrod	10	6-0	224	OL/DL
68	Nick Englemann	12	6-2	220	OL/DL
69	Hunter Justis	11	6-0	295	OL/DL
71	Jacob Tope	10	5-8	240	DL
73	Luke Carpenter	12	6-1	240	OL
74	Cam Kasler	12	6-3	300	OL
75	Cordell West	10	6-3	190	OL/DL
76	Jordan Carr	11	6-4	300	OL/DL
77	Isaiah Butcher	9	6-4	295	NG
78	Jeremiah Smyers	9	5-9	250	OL/DL
79	Brody Rodgers	12	6-5	300	OL
80	Justin Hynes	10	6-2	200	TE/DE
83	Tony Li	11	5-11	180	TE/DE
85	Nate Gribble	12	6-1	160	DB/K
88	Tyler McCune	11	5-9	160	TE/DE
	Braeden Halbert	9	5-9	145	WR/DB
	Corbin Stalder	9	5-10	145	TE/LB
	Jaden Wise	9	5-6	130	RB/DB

**Head Coach:** Ryan Adams (10<sup>th</sup> year at AHS, 76-31 record)

**Asst. Coaches:** Nathan White, Matt Goodwin, Kris Kostival, Bill Rogers, Ron Lucas, Steven McCollum, Sheldon Hill, John Keifer, Jon Brewster

## 2016 Varsity Football Schedule

<b>Date</b>	<b>Opponent</b>	<b>Location</b>	<b>Time/Result</b>
08/26	Warren	<b>HOME</b>	<b>WIN, 41-00</b>
09/02	Canal Winchester	Away	Loss, 14-21
09/09	Watkins Memorial	<b>HOME</b>	<b>WIN, 31-28</b>
09/16	Alexander *	Away	<b>WIN, 35-19</b>
09/23	Vinton County *	<b>HOME</b>	<b>WIN, 63, 14</b>
09/30	Logan	Away	7:00 PM
10/07	Meigs *	Away	7:30 PM
10/14	Wellston *	<b>HOME</b>	7:30 PM
10/21	River Valley *	<b>HOME</b>	7:30 PM
10/28	Nelsonville-York *	Away	7:30 PM

**Logan Vs Athens All-Time Series History (Since 1912)**

**Total Games:** 89  
**First Game:** 1914  
**Logan Wins:** 50  
**Athens Wins:** 34  
**Ties:** 5  
**Total Score:** Logan 1754 (19.7 per game), Athens 1290 (14.5 per game)

**Longest AHS Streak:** 9 (1917, 1919, 1923-1929)  
**Biggest AHS Win:** 1919, 59-0 at Athens  
**Last AHS Win:** 1995, 50-21 at Athens

**Longest LHS Streak:** 13 (1996-2007, 2015-)  
**Biggest LHS Win:** 2007, 62-6 at Athens  
**Last Logan Win:** 2015, 61-49 at Athens

**Current Streak:** Logan has won the last 13 meetings.

**Year By Year Results:**

<b>Year</b>	<b>Location</b>	<b>Winning Team</b>	<b>Score</b>
1914	Logan	Logan	07-00
1914	Athens	Athens	00-13
1915	Logan	Logan	13-00
1916	NO GAME	NO GAME	NO GAME
1917	Athens	Athens	14-53
1918	NO GAME	NO GAME	NO GAME
1919	Athens	Athens	00-59
1920-1922	NO GAMES	NO GAMES	NO GAMES
1923	Logan	Athens	00-20
1924	Athens	Athens	07-33
1925	Logan	Athens	00-20 (First game at Bill Sauer Field)
1926	Athens	Athens	00-31
1927	Logan	Athens	00-37
1928	Athens	Athens	06-12 (Non-league game)
1929	Logan	Athens	00-40 (Non-league game)
1930	NO GAME	NO GAME	NO GAME
1931	Athens	TIE	13-13
1932	Logan	Logan	12-08
1933	Athens	TIE	00-00
1934	Logan	Logan	32-00
1935	Athens	Logan	20-12
1936	Logan	Athens	00-07
1937	Athens	Logan	32-00
1938	Logan	TIE	00-00
1939	Logan	Logan	13-00
1940	Athens	Logan	13-07
1941	Logan	Logan	12-07
1942	Athens	Athens	00-19
1943	Logan	Athens	07-20
1944	Athens	Athens	06-18
1945	Logan	Logan	26-07
1946	Athens	Athens	06-31
1947	Logan	Logan	19-13
1948	Athens	Athens	07-14
1949	Logan	Athens	13-25
1950	Athens	Athens	00-21
1951	Logan	Logan	13-12
1952	Athens	Logan	39-07
1953	Logan	Athens	00-27
1954	Athens	Athens	13-40
1955	Logan	Athens	06-13
1956	Athens	Athens	00-33

LoganFootball.com Media Guide/Game Notes 11

Week Six VS Athens Bulldogs

1957	Logan	Logan	26-12	
1958	Athens	Logan	38-12	
1959	Logan	Logan	16-14	
1960	Athens	Athens	06-26	
1961	Logan	Athens	00-06	
1962	Athens	Athens	00-20	
1963	Logan	Logan	28-14	
1964	Athens	Logan	44-22	
1965	Logan	Athens	08-18	
1966	Athens	Athens	00-06	
1967	Logan	Logan	14-06	
1968	Athens	Athens	00-06	
1969	Logan	Logan	34-00	
1970	Athens	Logan	44-06	(First game in The Plains)
1971	Logan	Athens	06-10	
1972	Athens	Athens	00-21	
1973	Logan	Logan	15-06	
1974	Athens	TIE	07-07	
1975	Logan	Logan	13-12	
1976	Athens	Logan	31-07	
1977	Logan	Logan	44-13	
1978	NO GAME	LHS TEACHERS STRIKE	NO GAME	
1979	Logan	Logan	35-00	
1980	Athens	Logan	32-00	
1981	Logan	TIE	20-20	
1982	Athens	Logan	44-06	
1983	Logan	Logan	35-06	
1984	Athens	Athens	08-28	
1985	Logan	Logan	19-10	
1986	Logan	Logan	34-06	
1987	Athens	Logan	35-00	
1988	Logan	Logan	09-00	
1989	Athens	Athens	13-14	
1990	Logan	Athens	07-15	
1991	Athens	Logan	29-02	
1992	Logan	Logan	35-16	
1993	Athens	Logan	42-21	
1994	Logan	Logan	54-13	
1995	Athens	Athens	21-50	
1996	Logan	Logan	32-00	
1997	Athens	Logan	28-20	
1998	Logan	Logan	29-00	
1999	Athens	Logan	52-07	
2000	Logan	Logan	62-14	
2001	Athens	Logan	62-16	
2002	Logan	Logan	06-00	
2003	Athens	Logan	34-30	
2004	Logan	Logan	35-07	
2005	Athens	Logan	42-18	
2006	Logan	Logan	55-00	
2007	Athens	Logan	62-06	
2008-2014	NO GAMES	NO GAMES	NO GAMES	
2015	Athens	Logan	61-49	(Non-League game)
2016	Logan			

## Game Notes:

- **Tonight's Match-up ....** Tonight marks the second meeting in the renewed rivalry between Athens and Logan. The two schools will meet for the 90<sup>th</sup> time overall with Logan leading the all-time series 50-34-5. The two schools did not meet from 2008-2014 following Athens departure from the SEOAL. Logan has won the last 13 meetings dating to a 50-21 Athens win in 1995 and have not lost a home game to Athens since a 15-7 defeat in 1990.

The Bulldogs are riding a three game winning streak, including a 63-14 demolition of Vinton County last week. Brendan Sano pilots a balanced Bulldog offense that has gained 944 yards on the ground and 821 through the air. They have rushed for 13 touchdowns and passed for ten. The defense is holding opponents under 200 yards per game and to just over 16 points per game.

The Chieftains are winless on the season and have struggled to muster much of an offensive attack. Quarterback Brady Walsh and running back Jeremy Minor have been a spark in the ground game the last few weeks while Jenson Wallace remains a threat on the outside. Logan lost to rival Nelsonville-York a week ago here at Logan Chieftain Stadium, 35-0. It was the third time in five games that Logan has been shut out.

- **Purple Palace ....** Athens makes its first visit to Logan Chieftain Stadium to face the Chieftains. But it is not their first trip to "The Chief." The Bulldogs were victorious in playoff games against Tri-Valley (55-52, overtime) and Columbus St. Francis DeSales (52-20) and lost a regional final to Marion-Franklin (38-7).
- **Slow start ....** Logan is arguably off to its worst start in school history. The Chieftains were previously 0-5 through their first five games in 1929, 1990, and 2011.

So far this season, the Chieftains have been shut out three times and scored only 33 points. The 1929 Chiefs were shut out four times and scored only seven points through the first five games. The 1990 Chiefs were only shut out twice, but scored only 15 points through the first five games.

- **On this date ....** Logan is 10-2-1 all-time on games played on September 30, including a scoreless tie with Athens played in Logan in 1938. This will be the first non-league game played on September 30 since 1932.

In 2011, the only other time in school history that the Chieftains started 0-5, Logan defeated Gallipolis 14-3 in a game played in Gallipolis. It was the Chieftains only win that season and the only time the purple and white lost more than eight games in a single season.

- **Underclassman at Captain ....** Junior Dakota Dement was named the first full-time captain as an underclassman since Henry Adcock pulled the trick in 1924. Dement, who features on both the offensive and defensive lines, was chosen via a vote of his teammates alongside senior Colton Dixon and Kory Henthorne. The fourth captain spot will rotate each week.
- **SEOAL ....** A panel of SEOAL Media representatives selected Jackson as the favorite to win the final SEOAL football crown in near unanimous fashion. With only three SEOAL games remaining, the media panel chose the rebuilding Ironmen over a Logan team that must replace more than 80-percent of their offensive production and a Warren squad under a new head football coach.

**2016 Logan Football Two-Deep**

*Offense*

<b>QB</b>	<b>8</b>	<b>Brady Walsh</b>	<b>6-0</b>	<b>185lbs</b>	<b>JR</b>
		<i>28-84 passing, 327 yards, 3TDs, 3 INTs; 59 carries, 74 yards, TD</i>			
	7	Braeden Spatar	5-7	160lbs	Frosh
		<i>1-2 passing, 3 yards; 2 carries, 0 yards</i>			
<b>RB</b>	<b>6</b>	<b>Jeremy Minor</b>	<b>5-11</b>	<b>170lbs</b>	<b>SR OR...</b>
		<i>45 carries, 223 yards</i>			
	<b>44</b>	<b>Preston Yates</b>	<b>5-10</b>	<b>180lbs</b>	<b>Soph</b>
		<i>32 carries, 112 yards, TD</i>			
<b>H-Back</b>	<b>29</b>	<b>Conner Ruff</b>	<b>5-10</b>	<b>160lbs</b>	<b>Frosh OR...</b>
		<i>2 carries, 4 yards</i>			
	<b>21</b>	<b>Jeremy Weaver</b>	<b>5-11</b>	<b>170lbs</b>	<b>Soph</b>
<b>R</b>	<b>3</b>	<b>Jenson Wallace</b>	<b>6-1</b>	<b>165lbs</b>	<b>SR</b>
		<i>17 receptions, 191 yards, 2 TDs</i>			
	17	Charlie Kline	6-2	165lbs	Frosh
<b>R</b>	<b>33</b>	<b>Riley Nelson</b>	<b>6-0</b>	<b>170lbs</b>	<b>SR</b>
		<i>2 receptions, 15 yards</i>			
	88	Casey Heft	5-11	140lbs	JR
		<i>1 reception, 3 yards</i>			
<b>R</b>	<b>11</b>	<b>Landon Little</b>	<b>5-10</b>	<b>140lbs</b>	<b>Soph</b>
		<i>5 receptions, 58 yards; 3 carries, 19 yards</i>			
	12	Tyler Cummin	5-9	155lbs	Soph
		<i>5 carries, 35 yards</i>			
<b>TE</b>	<b>5</b>	<b>Tommy Breining</b>	<b>6-4</b>	<b>155lbs</b>	<b>SR</b>
		<i>4 receptions, 63 yards, TD</i>			
	16	Cymon Rooker	5-11	190lbs	JR
<b>LT</b>	<b>55</b>	<b>Kory Henthorne</b>	<b>6-4</b>	<b>265lbs</b>	<b>SR</b>
	52	Garrett Baker	5-9	190lbs	JR
<b>OG</b>	<b>58</b>	<b>Dakota Dement</b>	<b>5-9</b>	<b>195lbs</b>	<b>JR</b>
	70	Lance Edwards	6-0	245lbs	Soph
<b>C</b>	<b>67</b>	<b>Kamryn Carter</b>	<b>5-11</b>	<b>280lbs</b>	<b>JR</b>
	78	TJ Meyer	6-1	220lbs	SR
<b>OG</b>	<b>71</b>	<b>Dakota Stiffarm</b>	<b>6-0</b>	<b>220lbs</b>	<b>JR</b>
	65	Trevor Wyckoff	5-10	280lbs	Frosh
<b>OT</b>	<b>56</b>	<b>Clay Risch</b>	<b>5-11</b>	<b>175lbs</b>	<b>Soph</b>
	54	Tucker Wilson	6-3	310lbs	JR

**2016 Logan Football Two-Deep**

*Defense*

<b>DE</b>	<b>55</b>	<b>Kory Henthorne</b>	<b>6-4</b>	<b>265lbs</b>	<b>SR</b>	
		<i>14 total tackles (5 solo); 1 for loss, 2 sacks, 1 block</i>				
	67	Kamryn Carter	5-11	280lbs	JR	
		<i>5 total tackles; 1 for loss</i>				
<b>DT</b>	<b>50</b>	<b>Carter Hodson</b>	<b>5-11</b>	<b>220lbs</b>	<b>JR</b>	
		<i>6 total tackles (1 solo); 1 sack</i>				
	78	TJ Meyer	6-1	220lbs	SR	
		<i>9 total tackles (2 solo); 1 for loss, 2 fumble recoveries</i>				
<b>DT</b>	<b>58</b>	<b>Dakota Dement</b>	<b>5-9</b>	<b>195lbs</b>	<b>JR</b>	
		<i>18 total tackles (3 solo); 1 for loss</i>				
	67	Kamryn Carter	5-11	280lbs	JR	
		<i>5 total tackles; 1 for loss</i>				
<b>DE</b>	<b>86</b>	<b>Sam Hall</b>	<b>6-4</b>	<b>175lbs</b>	<b>Soph</b>	
		<i>15 tackles (6 solo); 4 for loss; 3 sacks; 2 caused fumbles</i>				
	16	Cymon Rooker	5-11	190lbs	JR	
		<i>4 total tackles; 1 for loss</i>				
<b>OLB</b>	<b>12</b>	<b>Tyler Cummin</b>	<b>5-9</b>	<b>155lbs</b>	<b>Soph</b>	
		<i>30 total tackles (12 solo); 2 for loss, 1 sack, 1 caused fumble</i>				
	14	Isaac Baron	6-0	180lbs	JR	
		<i>1 total tackle (1 solo)</i>				
<b>ILB</b>	<b>6</b>	<b>Jeremy Minor</b>	<b>5-11</b>	<b>170lbs</b>	<b>SR</b>	<b>OR...</b>
		<i>39 total tackles (15 solo); 2 for loss</i>				
	<b>21</b>	<b>Jeromy Weaver</b>	<b>5-11</b>	<b>170lbs</b>	<b>Soph</b>	
		<i>5 total tackles (1 solo)</i>				
<b>ILB</b>	<b>28</b>	<b>Colton Ruff</b>	<b>5-10</b>	<b>165lbs</b>	<b>Frosh</b>	<b>OR...</b>
		<i>13 total tackles (5 solo); 2 for loss; 1 sack; 1 caused fumble</i>				
	<b>29</b>	<b>Conner Ruff</b>	<b>5-10</b>	<b>160lbs</b>	<b>Frosh</b>	
		<i>15 total tackles (2 solo); 1 for loss</i>				
<b>CB</b>	<b>3</b>	<b>Jenson Wallace</b>	<b>6-1</b>	<b>165lbs</b>	<b>SR</b>	<b>OR...</b>
		<i>9 total tackles (6 solo); 1 for loss, 1 caused fumble, 1 block</i>				
	<b>88</b>	<b>Casey Heft</b>	<b>5-11</b>	<b>140lbs</b>	<b>JR</b>	
		<i>8 total tackles (4 solo); 2 for loss, 1 PBU, 1 fumble recovery</i>				
<b>SS</b>	<b>2</b>	<b>Aaron Jackson</b>	<b>5-10</b>	<b>140lbs</b>	<b>SR</b>	
		<i>40 total tackles (18 solo); 1 fumble recovery</i>				
	8	Brady Walsh	6-0	185lbs	JR	
		<i>2 total tackle (2 solo); 1 for loss</i>				
<b>FS</b>	<b>13</b>	<b>Colton Dixon</b>	<b>5-9</b>	<b>130lbs</b>	<b>SR</b>	
		<i>26 total tackles (9 solo)</i>				
	17	Charlie Kline	6-2	165lbs	Frosh	
		<i>6 total tackles</i>				
<b>CB</b>	<b>33</b>	<b>Riley Nelson</b>	<b>6-0</b>	<b>170lbs</b>	<b>SR</b>	<b>OR...</b>
		<i>12 total tackles (8 solo); 1 PBU</i>				
	<b>11</b>	<b>Landon Little</b>	<b>5-10</b>	<b>140lbs</b>	<b>Soph</b>	
		<i>5 total tackles (5 solo); 1 PBU; 1 INT</i>				

**Logan Varsity Football Stats through Week 5**

TEAM STATS	LHS	OPP
First Downs	50	87
Plays from Scrimmage	241	244
Rushing (Plays-Yards)	155-453	182-1166
Passing Yards	330	768
Total Yards	783	1934
Passes (Comp-Att-Int)	29-86-3	44-62-1
Fumbles (No.-Lost)	7-3	9-5
Penalties (No.-Yards)	22-196	36-371

LOG – 00 – 14 – 07 – 12 – 033  
OPP – 44 – 48 – 55 – 40 – 187

**Rushing**

Player	Attempts	Yards	TDs	Yards/Carry
Jeremy Minor	45	223	0	4.95
Preston Yates	32	112	1	3.50
Brady Walsh	59	74	1	1.25
Tyler Cummin	5	35	0	7.00
Landon Little	3	19	0	6.33
TJ Meyer	1	12	0	12.00
Charlie Kline	1	4	0	4.00
Conner Ruff	2	4	0	2.00
Shane Souders	1	3	0	3.00
Colton Ruff	1	0	0	0.00
Braeden Spatar	2	0	0	0.00
Riley Nelson	3	(-2)	0	-0.67
TEAM	1	(-31)	0	-

**Passing**

Player	Comp.	Attempts	Yards	TDs	INTs
Brady Walsh	28	84	327	3	3
Braeden Spatar	1	2	3	0	0

**Receiving**

Player	Rec.	Yards	TDs
Jenson Wallace	17	191	2
Landon Little	5	58	0
Tommy Breining	4	63	1
Riley Nelson	2	15	0
Casey Heft	1	3	0

**Scoring Stats**

Player	TDs	PAT	2P	FG	Total Points
Jenson Wallace	2	0	0	0	12
Brady Walsh	1	0	0	0	6
Preston Yates	1	0	0	0	6
Tommy Breining	1	0	0	0	6
Charlie Kline	0	3	0	0	3

LoganFootball.com Media Guide/Game Notes 16  
Week Six VS Athens Bulldogs

**Athens Varsity Football Stats through Week 5**

TEAM STATS	AHS	OPP
First Downs	92	44
Plays from Scrimmage	293	240
Rushing (Plays-Yards)	177-944	168-652
Passing Yards	821	347
Total Yards	1769	999
Passes (Comp-Att-Int)	66-107-0	31-66-5
Fumbles (No.-Lost)	11-3	15-3
Penalties (No.-Yards)	36-341	28-251

ATH – 43 – 74 – 34 – 33 – 184  
OPP – 14 – 49 – 06 – 13 – 082

**Rushing Leaders**

Player	Attempts	Yards	TDs	Yards/Carry
Tyler Roback	55	294	2	5.34
Mikel Casteel	40	281	4	7.02
Brendan Sano	39	249	4	6.38
Treyce Albin	22	94	2	4.27
Evan Adams	8	52	1	6.50

**Passing**

Player	Comp.	Attempts	Yards	TDs	INTs
Treyce Albin	22	31	274	3	0
Brendan Sano	41	70	486	7	0
Robert Dickelman	1	1	37	0	0
Clay Davis	2	5	24	0	0

**Receiving**

Player	Rec.	Yards	TDs
Robert Dickelman	17	281	3
Andy Kostival	16	144	3
Logan Maxfield	8	136	1
Nick Barga	8	62	1
Justin Hynes	5	55	1
Treyce Albin	4	64	2
Easton McCollum	3	23	0
Tyler Roback	2	23	0
Tyler McCune	2	15	0
Brendan Sano	1	23	1

**Scoring Stats**

Player	TDs	PAT	2P	FG	Total Points
Brendan Sano	6	0	0	0	36
Treyce Albin	4	0	0	0	24
Mikel Casteel	4	0	0	0	24
Robert Dickelman	3	0	2	0	22
Nate Gribble	0	15	0	1	18
Andy Kostival	3	0	0	0	18
Tyler Roback	2	0	0	0	12
Logan Maxfield	1	0	1	0	8
Nick Barga	1	0	0	0	6
Justin Hynes	1	0	0	0	6
Evan Adams	1	0	0	0	6
Clay Davis	0	0	1	0	2
TEAM (Safety)	0	0	1	0	2





## Logan Football Individual and Team Records



### *Individual Records*

#### Passing

**Most Attempts, Game**

Lane Little, 40, vs Lancaster, 2014

**Most Attempts, Season**

Patrick Angle, 302, 2009

**Most Attempts, Career**

Patrick Angle, 596, 2007-2009

**Most Completions, Game**

Patrick Angle, 27 vs Pick. North, 2009

**Most Completions, Season**

Patrick Angle, 193, 2009

**Most Completions, Career**

Patrick Angle, 377, 2007-2009

**Most Passing Yards, Game**

Patrick Angle, 324 at Pick. North, 2008

**Most Passing Yards, Season**

Patrick Angle, 2546, 2009

**Most Passing Yards, Career**

Patrick Angle, 5,112, 2007-2009

**Most Passing TDs, Game**

Lane Little, 5, vs Cambridge, 2015

**Most Passing TDs, Season**

Lane Little, 5, at Gallipolis, 2015

**Most Passing TDs, Career**

Lane Little, 30, 2015

Patrick Angle, 51, 2007-2009

**Best Completion %, Game (Atleast 10 att)**

Patrick Angle, 1.00 (15-15), at Hamilton Twp, 2009

**Best Completion %, Season (Atleast 100 att)**

Patrick Angle, .639, 2009

**Best Completion %, Career (Atleast 200 att)**

Patrick Angle, .632, 2009

**Fewest INTs, Season (atleast 70 att)**

Nick Kost, 0 INTs, 2013

**Fewest INTs, Career (atleast 300 att)**

Lane Little, 8, 2015

**Consecutive passes w/o an interception**

Patrick Angle, 129 passes, 2009

**Most Consecutive Completed Passes, Season**

Patrick Angle, 17, vs Hamilton Twp (15) & Gallia Academy (2), 2009

**Most Consecutive Completed Passes, Game**

Patrick Angle, 15, vs Pickerington North, 2009

Patrick Angle, 15, at Hamilton Township, 2009

**Longest Completion (for Touchdown)**

Chad Zimmerman, 96 yards v. Warren, 1994

#### Rushing

**Most Rushing Yards, Game**

Austin Rohr, 398 vs Marietta, 2003

**Most Rushing Yards, Season**

Derek Harden, 1670, 2000

**Most Rushing Yards, Career**

Kelly Wolfe, 3837, 1983-1986

**Most Rushing Attempts, Game**

Justin Frye, 42 vs Marietta, 2006

**Most Rushing Attempts, Season**

Derek Harden, 280, 2000

**Most Rushing Attempts, Career**

Kelly Wolfe, 638, 1983-1986

**Most Rushing TDs, Game**

Derek Harden, 6 vs Athens, 2001

**Most Rushing TDs, Season**

Isaac Schmeltzer, 6 vs Warren, 2013

**Most Rushing TDs, Career**

Derek Harden, 28, 2000

Derek Harden, 50, 1999-2001

**Yards per carry, Game**

John Cosgrove, 21.25 vs New Lex., 1994

**Yards per carry, Season**

John Cosgrove, 9.58, 1994

**Yards per carry, Career**

Bryce McBride, 8.43, 2013-2015

**Most 100 yard games, Season**

Wayne Bateman, 9, 1999

**Most 200 yard games, Season**

Derek Harden, 9, 2000

Justin Frye, 5, 2006

LoganFootball.com Media Guide/Game Notes 18  
Week Six VS Athens Bulldogs

**Most 200 yard games, Career**

Austin Rohr, 6, 2001-2003

**Longest Run From Scrimmage (for TD)**

Justin Frye, 6, 2006-2007

Larry Bainter, 99 yards vs Middleport, 1960

Bryce McBride, 99 yards vs Portsmouth, 2013

**Receiving**

**Most Receptions, Game**

Zach McDaniel, 14, vs Pickerington North, 2008

**Most Receptions, Season**

Mason Mays, 60, 2009

**Most Receptions, Career**

Mason Mays, 121, 2007- 2009

**Most Receiving Yards, Game**

DJ Conrad, 260 vs Miami Trace, 1985

**Most Receiving Yards, Season**

Isaiah Smith, 1,044, 2015

**Most Receiving Yards, Career**

Mason Mays, 1,779, 2007-2009

**Most TD Receptions, Game**

Eric Cox, 4 vs River Valley, 1994

**Most TD Receptions, Season**

Isaiah Smith, 18, 2015

**Most TD Receptions, Career**

Isaiah Smith, 28, 2013-2015

**Longest Reception (for TD)**

Eric Cox, 96 yards vs Warren, 1994

**Scoring**

**Most Points, Game**

Isaac Schmeltzer, 42 points, vs Warren 2013

**Most Points, Season**

Derek Harden, 176, 2000

**Most Points, Career**

Derek Harden, 308, 1999-2001

**Most TDs, Game**

Isaac Schmeltzer, 7, vs Warren 2013

**Most TDs, Season**

John Cosgrove, 29, 1994

**Most TDs, Career**

Derek Harden, 29, 2000

Derek Harden, 51, 1999-2001

**Kicking Points, Game**

Jordan Jackson, 10 vs Marietta, 1993

**Kicking Points, Season**

Matt Shaw, 10 at Warren, 1999

**Kicking Points, Career**

Adam Puhl, 68, 2000

Derek Montgomery, 68, 2009

Matt Shaw, 123, 1997-1999

**Kicking**

**Most PATs, Game**

Adam Puhl, 9 vs Jackson, 2000

**Most PATs, Season**

Adam Puhl, 65, 2000

**Most PATs, Career**

Adam Puhl, 104, 2000-2001

**Most FGs, Game**

Eleven Times at 2, Most recent was Derek Montgomery vs Warren, 2010 and Zanesville 2009

**Most FGs, Career**

Derek Montgomery, 16, 2009-2010

**Longest FG Made**

Josh Jackson, 47 yds vs Zanesville, 1991

**Longest Punt**

Johnny Conrad, 63 yds vs Pt. Pleasant, 2000

Joe Karshner, 70 yds at Jackson, 1938

**Interceptions**

**Most INTs, Game**

Mutiple Tied at 3, most recent Lucas Wright vs. Portsmouth 2007

**Most INTs, Season**

Greg Poston, 11, 1967

**Most INTs, Career**

Chad Zimmerman, 11, 1993

**Longest INT Return**

Lucas Wright, 17, 2005-2007

Evan DeLong, 101 yards, vs Loudonville 2013

**Kick Returns**

**Longest Kick-Off Return (for TD)**

Bill Shaw, 95 yards, vs Glouster 1939

Alex Clutter, 95 yds, at Watkins Mem., 1995

**Longest Punt Return (for TD)**

Isaac Schmeltzer, 95 yds, vs Teays Valley, 2013

Nick Maniskas, 87 yards vs Jackson, 1987

LoganFootball.com Media Guide/Game Notes 19  
Week Six VS Athens Bulldogs

**Miscellaneous**

**Most Consecutive Games Played**

Robbie Johnson, 37 games, 1960-1963

Bob Stewart, 37 games, 1960-1963

Dean Jordan, 89 yards, vs Lancaster, 2014

**Longest fumble return (for TD)**

*Team Records*

**Passing**

**Most Attempts, Game**

42, vs Lancaster, 2014

**Most Attempts, Season**

336, 2009

**Most Passing Yards, Game**

390, at Gallia Academy, 2009

**Most Passing Yards, Season**

2832, 2009

**Most Completions, Game**

28 vs Pickerington North, 2009

**Most Completions, Season**

209, 2009

**Most Passing TDs, Game**

5, 3X, most recent at Gallipolis, 2015

**Most Passing TDs, Season**

28, 2009

**Rushing**

**Most Rushing Attempts, Game**

74, vs New Lexington, 1980

**Most Rushing Attempts, Season**

553, 2000

**Most Rushing Yards, Game**

562, vs Portsmouth, 2013

**Most Rushing Yards, Season**

3050, 2000

**Most Rushing TDs, Game**

9, at Warren, 2006

**Most Rushing TDs, Season**

49, 2000

**Total Yardage**

**Most Total Yardage, Game**

649, at Athens, 2015

**Most Total Yardage, Season**

4974, 2000

**Scoring**

**Most Points, Quarter**

42 vs Marietta, 2007

**Most Points, Game**

81 vs New Lexington, 1920

**Most Points, Season**

519, 2000

**Least Points, Season**

21, 1929

**Most Points Allowed, Game**

62 vs Columbus West, 1930

**Most Points Allowed, Season**

336, 2011

**Least Points Allowed, Season**

12, 1933

**Victories**

**Most Wins, Season**

12

**Most Consecutive Wins**

18, 1963-1965

**Most Consecutive Wins, Reg. Season**

29, 1999-2001

29, 2007-2009

**Most Consecutive SEOAL Wins**

34, 2004-2009

**Largest Winning Margin**

72 vs Nelsonville, 1959

**Largest Win via Shut-Out**

72-0 vs Nelsonville, 1959

**Defeats**

**Most Losses, Season**

9, 2011

**Most Consecutive Losses**

9, 1953-1954

**Largest Losing Margin**

55 vs Cols. West (62-7), 1930

**Largest Loss via Shut-Out**

58-0 vs Dublin Jerome, 2016

**First Downs**

**Most 1<sup>st</sup> Downs, Game**

27, vs Athens, 1986

27, at Athens, 2015

**Most 1<sup>st</sup> Downs, Season**

262, 2000

**Logan Football Starting Line-Up (09/30/2016 VS Athens)**

*Offense*

QB	8	Brady Walsh	6-0	185lbs	JR	
RB	6	Jeremy Minor	5-11	170lbs	SR	OR...
RB	44	Preston Yates	5-10	180lbs	Soph	
H-B	29	Conner Ruff	5-10	160lbs	Frosh	OR...
H-B	21	Jeromy Weaver	5-11	170lbs	Soph	
WR	11	Landon Little	5-10	140lbs	Soph	
WR	3	Jenson Wallace	6-1	165lbs	SR	
WR	33	Riley Nelson	6-0	170lbs	SR	
TE	5	Tommy Breining	6-4	155lbs	SR	
LT	55	Kory Henthorne	6-4	265lbs	SR	
LG	58	Dakota Dement	5-9	195lbs	JR	
C	67	Kamryn Carter	5-11	280lbs	JR	
RG	71	Dakota Stiffarm	6-0	220lbs	JR	
RT	56	Clay Risch	5-11	175lbs	Soph	

**Other Offensive Players:**

WR	12	Tyler Cummin	5-9	155lbs	Soph	
TE	16	Cymon Rooker	5-11	190lbs	JR	
TE	86	Sam Hall	6-4	175lbs	Soph	

*Defense*

DE	55	Kory Henthorne	6-4	265lbs	SR	
DT	50	Carter Hodson	5-11	220lbs	JR	
DT	58	Dakota Dement	5-9	195lbs	JR	
DE	86	Sam Hall	6-4	175lbs	Soph	
OLB	12	Tyler Cummin	5-9	155lbs	Soph	
ILB	6	Jeremy Minor	5-11	170lbs	SR	OR...
ILB	21	Jeromy Weaver	5-11	170lbs	Soph	
ILB	28	Colton Ruff	5-10	165lbs	Frosh	OR...
ILB	29	Conner Ruff	5-10	160lbs	Frosh	
CB	3	Jenson Wallace	6-1	165lbs	SR	OR...
CB	88	Casey Heft	5-11	140lbs	JR	
SS	2	Aaron Jackson	5-10	140lbs	SR	
FS	13	Colton Dixon	5-9	130lbs	SR	
CB	33	Riley Nelson	6-0	170lbs	SR	OR...
CB	11	Landon Little	5-10	140lbs	Soph	

**Other Defensive Players:**

DE	16	Cymon Rooker	5-11	190lbs	JR	
DL	67	Kamryn Carter	5-11	280lbs	JR	
DL	78	TJ Meyer	6-1	220lbs	SR	

**Specialists:**

PK	17	Charlie Kline	6-2	165lbs	Frosh	
HO	13	Colton Dixon	5-9	130lbs	SR	
LS	67	Kamryn Carter	5-11	280lbs	JR	
KO/P	78	TJ Meyer	6-1	220lbs	SR	
LS	55	Kory Henthorne	6-4	265lbs	SR	
KR	3	Jenson Wallace	6-1	165lbs	SR	
KR	33	Riley Nelson	6-0	170lbs	SR	
PR	8	Brady Walsh	6-0	185lbs	JR	

**Athens Football Starting Line-Up (09/30/2016 AT Logan)**

*Offense*

QB	4	Brendan Sano	6-3	210lbs	SR
RB	28	Tyler Roback	5-8	175lbs	JR
R	6	Robert Dickelman	6-3	190lbs	JR
R	13	Andy Kostival	5-11	180lbs	SR
R	16	Logan Maxfield	6-0	185lbs	Soph
TE	80	Justin Hynes	6-2	200lbs	Soph
RT	61	Eli Kennedy	6-3	270lbs	Soph
RG	74	Cam Kasler	6-3	300lbs	SR
C	73	Luke Carpenter	6-1	240lbs	SR
LG	79	Brody Rodgers	6-5	300lbs	SR
LT	68	Nick Engelmann	6-2	220lbs	SR

**Other Offensive Players:**

SL	3	Treyce Albin	6-1	175lbs	JR
R	17	Nick Barga	6-0	155lbs	Soph
RB	40	Mikel Casteel	5-11	185lbs	Soph
OL	69	Hunter Justis	6-0	295lbs	JR

*Defense*

DL	62	Gauge Penrod	6-0	250lbs	Soph
DL	77	Isaiah Butcher	6-4	290lbs	Frosh
DL	63	Caleb Rogers	5-11	205lbs	Soph
OLB	2	Brody Bell	6-2	185lbs	SR
ILB	33	Jack Haseley	5-10	175lbs	JR
ILB	45	Tanner Tritipo	5-10	185lbs	JR
OLB	11	Lazarus Fugate	5-9	170lbs	JR
CB	35	Lane Heller	5-8	140lbs	Soph
FS	16	Logan Maxfield	6-0	185lbs	Soph
SS	13	Andy Kostival	5-11	180lbs	SR
CB	85	Nate Gribble	6-1	160lbs	SR

**Other Defensive Players:**

**Specialists:**

PK	85	Nate Gribble	6-1	160lbs	SR
HO	13	Andy Kostival	5-11	180lbs	SR
LS					
P	6	Robert Dickelman	6-3	190lbs	JR
KR/PR	16	Logan Maxfield	6-0	185lbs	Soph
KR	28	Tyler Roback	5-8	175lbs	JR