



## **Logan Football Media Guide**

**2017**

**The 10<sup>th</sup> season at Logan Chieftain Stadium**



# Logan Football Media Guide 2017

---

## Table of Contents:

**Pgs. 3-5** .... Season By Season Records  
**Pgs. 6-7** .... All-Time Results by Opponent  
**Pg. 8** .... Logan Playoff History  
**Pgs. 9-10** .... Varsity Schedule  
**Pg. 11** .... Logan Chieftain Stadium  
**Pgs. 12-13** .... Logan Chieftain Stadium Records  
**Pgs. 14-15** .... LHS Varsity Roster  
**Pg. 15** .... LHS 9<sup>th</sup>/JV Schedules  
**Pg. 16** .... Varsity Coaching Staff  
**Pg. 17** .... LHS Coaching History  
**Pgs. 18-22** .... 2017 LDN Preview  
**Pgs. 23-27** .... 2017 LDN Position by Position  
**Pgs. 28-29** .... Opponent Schedules  
**Pg. 30-31** .... 2016 Season Review  
**Pgs. 32-33** .... 2016 Season Stats  
**Pg. 34** .... 2016 Final Standings  
**Pg. 35** .... 2016 Award Winners  
**Pg. 36** .... LHS Overtime History  
**Pgs. 37-38** .... All-Ohio Selections  
**Pg. 39** .... SEOAL COYs and MVPs  
**Pg. 40**.... District COYs and MVPs  
**Pgs. 41-44** .... Individual & Team Records  
**Pgs. 45-54** .... Rushing Records  
**Pgs. 55-65** .... Passing Records  
**Pgs. 66-72** .... Receiving Records  
**Pgs. 73-78** .... Scoring & Kicking Records  
**Pgs. 74-95** .... Team Records  
**Pgs. 96-102** .... Non-Offensive Score List  
**Pgs.103-107** .... Opponent Non-Offensive Score List  
**Pgs. 108-110** .... All-Time LHS Captains  
**Pgs. 111-117** .... All-Time All-SEOAL Selections  
**Pgs. 118-121** ... All-Time All-District Selections  
**Pgs. 122-148** .... All-Time Letterwinners  
**Pg. 149** .... LHS Football Traditions  
**Pg. 150** .... All-Time SEOAL Standings  
**Pg. 151** .... All-Time SEOAL Champions  
**Pg. 152** .... 2017 LHS Team Photo

## CHIEFTAIN FACTS

Location: 14470 St. Rt. 328,  
Logan, OH, 43138

Superintendent: Monte Bainter  
 School Board: President Scott  
 Anzalone, VP Ed  
 Penrod, Corby Leach,  
 Lance Bell, John  
 Woltz, Treasurer Paul  
 Shaw

Principal: Ken Dille  
 School Phone Number: (740)-385-2069  
 School Fax Number: (740)-385-9564  
 Website: <http://loganhocking.k12.oh.us>

Enrollment: approx. 1200 students  
 Nickname: Chieftains  
 Colors: Purple and White  
 Affiliation: Ohio High School  
 Athletic Assoc.  
 Athletic Assoc.  
 Conference: Independent

## ATHLETIC STAFF

Athletic Director: Theresa Schultheiss  
 Phone: (740)-385-2069 ext 4  
 Athletic Secretary: Lisa Snider  
 Phone: (740)-385-2069 ext 4  
 Football Website: <http://www.loganfootball.com/>

## FOOTBALL STAFF

Head Coach: Billy Burke  
 HS Alma Matter: Lancaster HS  
 Alma Matter: University of Akron  
 Record at school: 22-18  
 Asst. Coaches: Brian Breining (LHS  
 '97), Jimmer Breining  
 (LHS '89), Jim  
 Huntsberger, Josh  
 Sturgell (LHS '04),  
 Greg Thrapp, Pat  
 Walsh (LHS '89),  
 Tim Woodgeard  
 (LHS '95)

Team Doctor: Dave Cummin  
 P.A. Announcer: Jeff Dickerson



## Logan Chieftains Record by Season



Season	Overall Record	SEOAL Record	Head Coach	Alma Matter
1905	1-2-1		Dr. M.H. Cherington	-
1906	2-2		Unknown	-
1907	3-1		Claude Lyons	-
1908	2-0-1		Unknown	-
1909	3-2		Dr. J.S. Cherington	-
1910	Unknown		Dr. J.S. Cherington	-
1911	Unknown		Unknown	-
1912	3-1-1		Claude Petit	Case Western Reserve
1913	3-2-1		N.B. Nunamaker	Otterbein
1914	5-2		Earl C. Reed	Ohio Northern
1915	3-3		Earl C. Reed	Ohio Northern
1916	0-0*		D.H. Talbott	-
1917	5-2		J. C. Linville	Ohio University
1918	2-1-1		Harry Seidenstrecker	-
1919	4-2		M.T. Moorehead	-
1920	3-3-2		Homer Geiger	Bluffton College
1921	6-3-1		Homer Geiger	Bluffton College
1922	5-2-1		Herman Lehman	Otterbein
1923	4-4-1		Herman Lehman	Otterbein
1924	3-4-1		Herman Lehman	Otterbein
1925	8-2	3-2	Harley Meyer	Capital
1926	4-3-1	2-3	Harley Meyer	Capital
1927	3-4-1	1-3	Harley Meyer	Capital
1928	4-5	2-2	Ted D. Sawyer	Ohio University
1929	1-8	1-4	Ted D. Sawyer	Ohio University
1930	1-8	0-6	Ted D. Sawyer	Ohio University
1931	4-5-1	2-3-1	John "Red" Longley	Ohio University
1932	4-6	3-4	John "Red" Longley	Ohio University
1933	6-1-3	4-1-1	John "Red" Longley	Ohio University
1934	10-0	<b>5-0 **</b>	John "Red" Longley	Ohio University
1935	7-2-1	4-2-1	Carl Schroeder	Wittenberg
1936	2-7	1-5	Tom Bender	Ashland College
1937	7-3	4-1	Tom Bender	Ashland College
1938	6-3-1	2-2-1	Tom Bender	Ashland College
1939	8-2	<b>6-1 **</b>	Tom Bender	Ashland College
1940	7-3	6-1	Tom Bender	Ashland College
1941	8-1	<b>7-0*</b>	Tom Bender	Ashland College

1942	2-6-2	2-4-1	Clarence L. Mackey	Emory & Henry College
1943	7-1-1	5-1-1	Clarence L. Mackey	Emory & Henry College
1944	6-4	5-2	Tom Armstrong	Tusculum College
1945	7-2-1	4-2-1	Tom Armstrong	Tusculum College
1946	5-3-1	5-2	Tom Armstrong	Tusculum College
1947	5-3-1	4-2-1	Dwight Diller	Central MO State College
1948	5-4	4-3	Dwight Diller	Central MO State College
1949	5-3-1	4-2-1	Dwight Diller	Central MO State College
1950	5-5	4-3	Dwight Diller	Central MO State College
1951	5-4	5-2	Dwight Diller	Central MO State College
1952	6-1-1	<b>5-0-1*</b>	Dwight Diller	Central MO State College
1953	1-8	1-6	Dwight Diller	Central MO State College
1954	3-6	3-4	Alson Schrivner	Cedarville
1955	2-5-2	1-5-1	Alson Schrivner	Cedarville
1956	3-6	3-4	Alson Schrivner	Cedarville
1957	5-3-1	5-1-1	Mel Adams	Rio Grande College
1958	7-2	<b>6-1**</b>	Mel Adams	Rio Grande College
1959	5-2-2	3-2-2	Mel Adams	Rio Grande College
1960	5-5	4-3	Mel Adams	Rio Grande College
1961	6-3	5-2	Mel Adams	Rio Grande College
1962	5-4	4-3	Mel Adams	Rio Grande College
1963	7-2	<b>7-0*</b>	Mel Adams	Rio Grande College
1964	10-0	<b>7-0*</b>	Mel Adams	Rio Grande College
1965	7-3	5-2	Mel Adams	Rio Grande College
1966	6-3	5-2	Richard "Dick" Mikes	Ohio University
1967	8-1	5-1	Richard "Dick" Mikes	Ohio University
1968	7-3	5-2	Lou Parker	-
1969	4-4-1	3-3-1	Richard "Dick" Mikes	Ohio University
1970	7-3	5-2	Richard "Dick" Mikes	Ohio University
1971	5-4	4-3	Richard "Dick" Mikes	Ohio University
1972	4-4-1	3-3-1	Paul Adams	-
1973	5-4-1	4-3	Paul Adams	-
1974	2-7-1	2-4-1	Bill Biggers	Capital
1975	6-4	4-3	Bill Biggers	Capital
1976	7-3	<b>6-1**</b>	Bill Biggers	Capital
1977	10-0	<b>7-0*</b>	Bob Boynton	-
1978	0-1-1	0-0	Bob Boynton	-
1979	5-4	3-3	Dave Snipes	-
1980	7-3	4-3	Dave Snipes	-
1981	1-8-1	1-5-1	Dave Snipes	-
1982	5-4-1	4-2	Steve Coate	Wittenberg
1983	3-7	2-2	Steve Coate	Wittenberg
1984	3-7	1-3	Steve Coate	Wittenberg

1985	9-1	3-1	Clarence Perry	Ohio State University
1986	9-1	4-1	Clarence Perry	Ohio State University
1987	<b>9-2*</b>	<b>7-0*</b>	Clarence Perry	Ohio State University
1988	7-3	<b>5-0*</b>	Clarence Perry	Ohio State University
1989	7-3	<b>4-1**</b>	Clarence Perry	Ohio State University
1990	2-8	2-3	Dale Amyx	Ohio University
1991	7-3	<b>4-1**</b>	Dale Amyx	Ohio University
1992	6-4	<b>4-1**</b>	Dale Amyx	Ohio University
1993	6-4	4-1	Dale Amyx	Ohio University
1994	7-3	<b>7-0*</b>	Dale Amyx	Ohio University
1995	2-8	1-5	Dale Amyx	Ohio University
1996	3-7	2-5	Dale Amyx	Ohio University
1997	4-6	4-3	Dale Amyx	Ohio University
1998	8-2	<b>6-1**</b>	Dale Amyx	Ohio University
1999	<b>9-2*</b>	<b>7-0*</b>	Dale Amyx	Ohio University
2000	<b>12-1*</b>	<b>7-0*</b>	Dale Amyx	Ohio University
2001	<b>10-1*</b>	<b>7-0*</b>	Dale Amyx	Ohio University
2002	6-4	4-2	Dale Amyx	Ohio University
2003	6-4	4-2	Dale Amyx	Ohio University
2004	5-5	<b>4-1**</b>	Dale Amyx	Ohio University
2005	8-2	<b>5-0*</b>	Dale Amyx	Ohio University
2006	<b>8-3 *</b>	<b>7-0*</b>	Dale Amyx	Ohio University
2007	<b>9-2 *</b>	<b>7-0 *</b>	Dale Amyx	Ohio University
2008	<b>11-1 *</b>	<b>6-0 *</b>	Dale Amyx	Ohio University
2009	<b>11-1 *</b>	<b>5-0 *</b>	Dale Amyx	Ohio University
2010	<b>3-7</b>	<b>3-3</b>	Kelly Wolfe	Ohio Wesleyan
2011	<b>1-9</b>	<b>1-4</b>	Kelly Wolfe	Ohio Wesleyan
2012	<b>2-8</b>	<b>2-3</b>	Kelly Wolfe	Ohio Wesleyan
2013	<b>6-4</b>	<b>4-0 *</b>	Billy Burke	University of Akron
2014	<b>5-5</b>	<b>3-1</b>	Billy Burke	University of Akron
2015	<b>8-2</b>	<b>2-1</b>	Billy Burke	University of Akron
2016	<b>3-7</b>	<b>1-1</b>	Billy Burke	University of Akron
2017			Billy Burke	University of Akron
	<b>* = Playoff Appearance</b>	<b>* = League Title ** = Co-Champs</b>		



### LHS Football All-Time Opponents



<b>LHS Football All-Time Opponents</b>									
<b><i>Since 1912 -- Listed in alphabetical order</i></b>									
Opponent	Total Games	Wins	Losses	Ties	Pct.	Points For	Points Against	First Game	Last Game
Albany	2	2	0	0	1.000	26	0	1918	1918
Ashland	2	1	1	0	.500	42	10	1987	1988
Athens	90	51	34	5	.594	1785	1320	1914	2016
Bexley	17	5	12	0	.294	164	283	1940	1974
Boys Industrial School	5	4	1	0	.800	70	33	1944	1948
Bremen	9	8	1	0	.889	218	26	1915	1943
Buchtel	2	2	0	0	1.000	44	9	1934	1937
Cadiz	2	0	2	0	.000	20	70	1983	1984
Cambridge	2	1	1	0	.500	61	79	2015	2016
Canal Winchester	7	4	1	2	.714	121	59	1912	2009
Ceredo-Kenova WV	2	1	1	0	.500	17	18	1924	1925
Chauncey-Dover	2	1	1	0	.500	33	14	1924	1944
Chillicothe	14	7	7	0	.500	341	302	1990	2012
Circleville	8	6	2	0	.750	208	91	1913	1988
Columbus Aquinas	5	3	2	0	.600	31	38	1912	1928
Columbus Beechcroft	2	0	2	0	.000	5	46	1983	1984
Columbus Brookhaven	1	0	1	0	.000	10	21	2009	2009
Columbus Centennial	2	2	0	0	1.000	59	26	1983	1984
Columbus Central	2	1	1	0	.500	16	12	1923	1979
Columbus Clinton	1	0	1	0	.000	0	20	1915	1915
Columbus School for Deaf	1	0	1	0	.000	0	7	1921	1921
Columbus St. Francis DeSales	10	3	7	0	.300	99	255	1987	2016
Columbus East	3	1	2	0	.333	9	44	1921	1925
Columbus Northland	1	0	1	0	.000	26	32	2012	2012
Columbus South	2	0	2	0	.000	6	33	1936	1937
Columbus St. Mary	2	2	0	0	1.000	75	12	1938	1952
Columbus Walnut Ridge	1	1	0	0	1.000	48	0	1985	1985
Columbus Wehrle	4	2	2	0	.500	60	56	1983	1986
Columbus West	3	1	2	0	.333	37	83	1915	1985
Columbus Whetstone	2	1	1	0	.500	16	22	1962	1963
Crooksville	4	3	1	0	.750	120	20	1925	1931
Dayton Dunbar	2	0	2	0	.000	0	76	1983	1984
Delaware-Hayes	1	1	0	0	1.000	16	12	1980	1980
Dublin Coffman	1	0	1	0	.000	14	20	2001	2001
Dublin Jerome	2	1	1	0	.500	23	65	2008	2016
Gahanna-Lincoln	2	0	2	0	.000	14	83	2004	2005
Gallipolis	84	43	40	1	.518	1570	1361	1920	2015
Glouster	2	2	0	0	1.000	97	6	1922	1939
Groveport	5	5	0	0	1.000	92	53	1912	1923
Hamilton	1	0	1		.000	7	48	1924	1924
Hamilton Ross	1	1	0	0	1.000	23	0	2016	2016

Hamilton Township	3	2	0	0	1.000	80	7	2008	2009
Hilliard (Davidson)	15	6	8	1	.433	152	226	1965	2006
Hillsboro	4	4	0	0	1.000	168	0	1959	1965
Ironton	23	8	15	0	.348	242	516	1929	2009
Jackson	94	46	45	4	.510	1533	1452	1917	2016
Jacksonville-Trimble	1	1	0	0	1.000	52	6	1940	1940
Jonathan Alder	2	0	2	0	.000	0	77	2011	2012
Lancaster	45	8	33	4	.267	436	966	1912	2014
Lancaster St. Mary	6	5	0	1	.917	127	13	1919	1934
Loudonville	2	0	2	0	.000	20	74	2013	2014
Louisville	1	0	1	0	.000	0	7	2008	2008
Marietta	30	24	6	0	.800	818	305	1921	2010
Maysville	2	2	0	0	1.000	68	13	1964	1973
McArthur	10	9	1	0	.900	317	32	1929	1939
Meigs	17	9	7	1	.559	254	197	1967	2016
Miami Trace	5	3	2	0	.600	116	116	1985	1993
Middleport	36	24	11	1	.681	671	380	1929	1966
Miller	1	1	0	0	.000	27	0	1982	1982
Morgan	2	1	1	0	.500	36	37	1968	1969
Mount Vernon	1	0	1	0	.000	0	27	1924	1924
Murray City	6	5	1	0	.833	171	14	1912	1934
Nelsonville	55	45	6	4	.855	1468	248	1913	1966
Nelsonville-York	33	24	9	0	.727	870	554	1967	2016
New Boston	5	2	2	1	.500	39	46	1930	1936
New Lexington	36	20	13	3	.597	724	437	1920	2002
New Straitsville	4	4	0	0	1.000	71	7	1925	1928
Newark	2	1	1	0	.500	64	62	2012	2013
Pickerington (Central)	2	1	1	0	.500	51	65	1999	2000
Pickerington North	9	6	3	0	.666	193	156	2003	2011
Point Pleasant WV	8	7	1	0	.875	262	114	1996	2003
Pomeroy	35	21	10	4	.657	501	336	1928	1966
Portsmouth	10	6	4	0	.600	279	169	1925	2014
Reynoldsburg	2	0	2	0	.000	13	77	2010	2011
River Valley	8	6	2	0	.750	291	66	1994	2001
Sandusky	1	0	1	0	.000	7	21	1987	1987
Shadyside	1	1	0	0	1.000	28	0	2015	2015
Teays Valley	4	1	3	0	.250	80	98	2013	2016
Tri-Valley	1	0	1	0	.000	26	31	2007	2007
Upper Arlington	1	0	1	0	.000	13	45	2000	2000
Vinton County	2	2	0	0	1.000	94	12	1967	1968
Warren Local	31	26	5	0	.839	1047	428	1986	2016
Washington C.H.	12	6	5	1	.542	130	131	1925	1992
Watkins Memorial	1	0	1	0	.000	28	30	1995	1995
Waverly	12	11	1	0	.917	361	83	1970	1982
Wellston	57	39	14	4	.719	1012	559	1915	1981
Westerville South	2	1	1	0	.500	53	49	2000	2003
Wheeling Park WV	1	0	1	0	.000	0	3	1992	1992
Whitehall-Yearling	2	0	2	0	.000	7	51	1981	1982
Zanesville	22	10	12	0	.454	360	496	1923	2014
<b>TOTALS</b>	<b>975</b>	<b>564</b>	<b>374</b>	<b>37</b>	<b>0.597</b>	<b>18995</b>	<b>13604</b>	<b>1912</b>	<b>2016</b>



## Logan Football Playoff History



**Playoff Appearances:** (8) - 1987, 1999, 2000, 2001, 2006, 2007, 2008, 2009

**Regional Finalist:** 2000

### Game-By-Game Playoff Results

<b>Year</b>	<b>Stadium</b>	<b>City</b>	<b>Opponent</b>	<b>Result</b>
1987	GMHS Cruiser Stadium	Groveport, OH	Sandusky	Loss, 7-21
1999	PHS Tiger Stadium	Pickerington, OH	Pickerington	Loss, 23-39
2000	WSHS Wildcat Stadium	Westerville, OH	Westerville So.	<b>WIN, 53-20</b>
2000	Fulton Field	Lancaster, OH	Pickerington	<b>WIN, 28-26</b>
2000	Columbus Crew Stadium	Columbus, OH	Upper Arlington	Loss, 13-45
2001	Bill Sauer Field	Logan, OH	Dublin Coffman	Loss, 14-20
2006	Davidson Athletic Complex	Hilliard, OH	Hiliard Davidson	Loss, 8-38
2007	Bill Sauer Field	Logan, OH	Tri-Valley	Loss, 26-31
2008	Logan Chieftain Stadium	Logan, OH	Dublin Jerome	<b>WIN, 23-7</b>
2008	Sulsberger Stadium	Zanesville, OH	Louisville	Loss, 0-7
2009	Logan Chieftain Stadium	Logan, OH	Canal Winchester	<b>WIN, 30-7</b>
2009	Hamilton Township Stadium	Obetz, OH	Brookhaven	Loss, 10-21

**Overall Playoff Record:** 4-8

**Playoff Home Record:** 2-2

**Playoff Road Record:** 1-2

**Playoff Neutral Field Record:** 1-4















## 2017 Logan Chieftains Varsity Football Schedule



 <b>AT Dublin Jerome</b>	<p style="text-align: center;"><b>Aug. 25, 2017</b>  7:00 PM  <b>AT Jerome HS Stadium</b>  Dublin, OH</p>	 <b>AT Dublin Jerome</b>
<p style="text-align: center;"><b>3<sup>rd</sup> Meeting ----- Last Meeting: 2016 (0-58 loss) ----- Series tied 1-1 ----- Jerome won last season</b></p>		
 <b>VS Teays Valley Vikings</b>	<p style="text-align: center;"><b>Sept. 1, 2017</b>  7:00 PM  <b>AT Logan Chieftain Stadium</b>  Logan, OH</p>	 <b>VS Teays Valley Vikings</b>
<p style="text-align: center;"><b>5<sup>th</sup> Meeting ----- Last Meeting: 2016 (0-21 loss)----- Teays Valley leads 3-1 ----- TV won last season</b></p>		
 <b>VS Meigs Marauders</b>	<p style="text-align: center;"><b>Sept. 8, 2017</b>  7:00 PM  <b>AT Logan Chieftain Stadium</b>  Logan, OH</p>	 <b>VS Meigs Marauders</b>
<p style="text-align: center;"><b>18<sup>th</sup> Meeting ----- Last Meeting: 2016 (19-25 loss) ----- Logan leads 9-7-1 ----- Meigs won last season</b></p>		
 <b>VS Sheridan Generals</b>	<p style="text-align: center;"><b>Sept. 15, 2017</b>  7:00 PM  <b>AT Logan Chieftain Stadium</b>  Logan, OH</p>	 <b>VS Sheridan Generals</b>
<p style="text-align: center;"><b>1<sup>st</sup> Meeting ----- Last Meeting: none. ----- Tied 0-0 ----- First ever meeting</b></p>		
 <b>AT Chillicothe Cavaliers</b>	<p style="text-align: center;"><b>Sept. 22, 2017</b>  7:00 PM  <b>AT Herrnstein Field</b>  Chillicothe, OH</p>	 <b>AT Chillicothe Cavaliers</b>
<p style="text-align: center;"><b>15<sup>th</sup> Meeting ----- Last Meeting: 2012 (28-7 win) ----- Series tied 7-7 ----- Logan won the last meeting</b></p>		

 <b>AT Athens Bulldogs</b>	<b>Sept. 29, 2017</b> 7:30 PM <b>AT R. Basil Rutter Field</b> The Plains, OH	 <b>AT Athens Bulldogs</b>
<b>91<sup>st</sup> Meeting ----- Last Meeting: 2016 (31-30 win) ----- Logan leads 51-34-5 ----- Logan has won 14 straight</b>		
 <b>AT Minford Falcons</b>	<b>Oct. 6, 2017</b> 7:00 PM <b>AT Falcon Field</b> Minford, OH	 <b>AT Minford Falcons</b>
<b>1<sup>st</sup> Meeting ----- Last Meeting: none. ----- Tied 0-0 ----- First ever meeting</b>		
 <b>VS Dublin Scioto</b>	<b>Oct. 13 2017</b> 7:00 PM <b>AT Logan Chieftain Stadium</b> Logan, OH	 <b>VS Dublin Scioto</b>
<b>1<sup>st</sup> Meeting ----- Last Meeting: none. ----- Tied 0-0 ----- First ever meeting</b>		
 <b>AT Hamilton Ross Rams</b>	<b>Oct. 20, 2017</b> 7:00 PM <b>AT Ross Ram Stadium</b> Hamilton, OH	 <b>AT Hamilton Ross Rams</b>
<b>2<sup>nd</sup> Meeting ----- Last Meeting: 2016 (23-0 win) ----- Logan leads 1-0 ----- Logan won last season</b>		
 <b>VS Warren Warriors</b>	<b>Oct. 27, 2017</b> 7:00 PM <b>AT Logan Chieftain Stadium</b> Logan, OH	 <b>VS Warren Warriors</b>
<b>32<sup>nd</sup> Meeting ----- Last Meeting: 2016 (26-14 win) ----- Logan leads 26-5 ----- Logan has won 4 straight</b>		



## Logan Chieftain Stadium



*Home of the Chieftains since 2008*



*Aerial view of “The Chief”*

Logan Chieftain Stadium is a state of the art multi-purpose stadium located on the campus of Logan High School ideally located just off US33 south of Logan. Built thanks to a bond issue passed in conjunction with a bond issue that financed the new Logan High School, Logan played its first varsity football game at the new facility at the start of the 2008 season.

The 5800+ seat facility plays host to LHS football, soccer, and track and field teams and has hosted multiple OHSAA post-season events.

### **Logan Chieftain Stadium Facts:**

**Built:** 2007-2008, designed by VSWC Architects

**Playing Surface:** 24/7 High Performance Turf by the Motz Group

**Capacity:** 5,800 seats (3,200 on Home side; 2,236 on Away side)

**Pressbox:** 870 square feet; fully climate controlled; separate booths for coaching staffs; media & staff seating for 20+

**Scoreboard:** Daktronics scoreboard with ribbon messaging

**Parking:** 1,021 paves spaces with additional overflow available on school grounds

**First game:** Aug. 22, 2008 – Logan VS Lancaster (Logan 35, Lancaster 10)



## Logan Chieftain Stadium Records



As of the end of 2016

### Chieftains' Overall Record at "The Chief" – 26-21

**First Game:** Aug, 22, 2008, Logan vs Lancaster  
**First Points:** Chris Dilger (Lancaster), 26-yard field goal  
**First Touchdown:** Mason Mays (Logan), 6-yd pass from Patrick Angle, vs Lancaster

### Individual Records

#### Rushing

**Most Rushing Yards** 275, Isaac Schmeltzer vs Warren, 2013  
**Most Rushing Attempts** **35, Daniel Bangura (Harvest Prep) vs Waterford, 2016**  
**Most Rushing TDs** 6, Jaylon Brown (St. Clairsville) vs Piketon, 2012  
**Longest Run from Scrimmage:** 6, Isaac Schmeltzer vs Warren, 2013  
 99, Bryce McBride vs Portsmouth, 2013

#### Passing

**Most Passing Yards** 469, Grant Russell (Newark), 2013  
**Most Completions** 27, Patrick Angle, vs Pickerington North, 2009  
**Most Attempts** 43, Joe Burrow (Athens), vs Marion-Franklin, 2013  
**Most Passing TDs** 5, Joe Burrow (Athens), vs St. Francis DeSales, 2014  
 5, Lane Little, vs Cambridge, 2015  
**Longest Completion** 92, Kelly Long to Sean Wotring, vs Jackson, 2011

#### Receiving

**Most Receptions** 14, Zach McDaniel, vs Pickerington North, 2009  
 14, Darius Shackelford (Newark), 2013  
**Most Receiving Yards** 269, Darius Shackelford (Newark), 2013  
**Most Touchdown Receptions** 3, Darius Shackelford (Newark), 2013  
 3, Chance Cox, vs Lancaster, 2014  
 3, Isaiah Smith, vs Warren, 2015  
**Longest Reception** 92, Kelly Long to Sean Wotring, vs Jackson, 2011

#### Special Teams

**Longest Kick-off return for TD** 97, Johnnie Charles (Portsmouth), 2013  
**Longest Punt return for TD** 76 yards, Chris McNally (St. Francis DeSales), 2016  
**Longest Field Goal** **52 yards, Domonic DiMaccio (DeSales), 2016**

#### Defensive

**Most Interceptions** 2, Mason Jordan (Portsmouth) vs Logan, 2011  
 2, Casey Phillips vs Portsmouth 2013  
**Longest Interception Return for TD** 101, Evan DeLong, vs Loudonville, 2013

### Miscellaneous

**Longest Play from Scrimmage**  
**Longest fumble return for touchdown**  
**Most Total Touchdowns**

99, Bryce McBride run vs Portsmouth 2013  
89, Dean Jordan, vs Lancaster, 2014  
7, Isaac Schmeltzer vs Warren, 2013

### Team Records

**Most Rushing Yards**  
**Most Passing Yards**  
**Most Total Yards**  
**Most Combined Rushing Yards**  
**Most Combined Passing Yards**  
**Most Combined Total Yards**

562, Logan vs Portsmouth, 2013  
469, Newark vs Logan, 2013  
589, Logan vs Portsmouth, 2013  
715, Logan vs Portsmouth, 2013  
617, Logan vs Cambridge, 2015  
974, Logan vs Portsmouth, 2013

### Scoring

**Most Points in a Game**  
**Most Points (Combined)**  
**Most Points in a Quarter (1 team)**

59, St Clairsville 59, Piketon 27, 2012  
107, Athens 55, Tri-Valley 52 (OT), 2013  
30, Logan 30, Chillicothe 7, 2009

**Most Points in a Quarter (combined)**

**30, Dublin Jerome 30, Logan 0 - 2016**  
37, Logan 30, Chillicothe 7, 2009

### Logan Wins

**First Win**  
**Largest Winning Margin**  
**Largest Winning Margin (via Shut-Out)**  
**Consecutive Wins**

Aug. 22, 2008 vs Lancaster (35-10)  
45, vs Marietta 48-3; 2009  
42, vs Warren 42-0; 2008  
12 (Aug, 22, 2008-Aug. 27, 2010)

### Logan Losses

**First Loss**  
**Largest Losing Margin**  
**Largest Losing Margin (via Shut-Out)**  
**Consecutive Losses**

Aug. 27, 2010 vs Lancaster (37-24)  
**58, vs Dublin Jerome (58-0), 2016**  
**58, vs Dublin Jerome (58-0), 2016**  
10, 2010-2011



## 2017 Logan Chieftains Varsity Football Roster



No.	Name	Class	Height	Weight	Position
2	Austin Thrapp	10	5-10	155	WR/DB
3	Garrett Mace	10	5-9	150	WR/DB
4	Kyle Arnett	11	6-0	150	WR/DB
5	Israel Bookman	10	5-9	140	PK
7	Braeden Spatar	10	5-9	170	QB/DB
8	Brady Walsh **	12	6-0	185	QB/DB Capt.
9	Colten Castle	10	5-9	125	WR/DB
10	Trevor Wolfe	11	6-3	175	WR/DB
11	Landon Little *	11	5-11	160	WR/DB
12	Tyler Cummin *	11	5-11	165	RB/DB
13	Wes Brooks	11	6-0	185	WR/DB
14	Isaac Baron	12	6-0	185	WR/DB
16	Cymon Rooker *	12	6-0	195	TE/DL
17	Isaac Debina	11	5-10	155	WR/DB
19	David Talbott *	12	6-1	165	RB/DB
20	Cameron Fields	12	5-11	150	RB/LB
21	Jeromy Weaver *	11	5-11	165	TE/LB
22	Aaron Magdich	11	5-11	130	WR/DB
23	Kyle Horner	11	6-0	155	TE/LB
24	Donovan Lecroy	11	6-0	140	WR/LB
28	Colton Ruff *	10	5-10	155	RB/LB
29	Conner Ruff *	10	5-10	155	RB/LB
30	Jacob Hackworth	12	5-10	145	WR/DB
31	Tyler Eshelman	10	5-9	140	RB/LB
32	Jacob DeWitt	10	5-7	135	RB/LB
33	Thomas Wodzisz	12	5-4	105	WR/DB
34	Jacob Black	11	5-10	145	WR/DB
36	Trevor Horner	10	5-11	205	RB/LB
38	Joshua Blazer	10	5-10	155	WR/DB
44	Preston Yates *	11	5-11	175	RB/LB
50	Carter Hodson *	12	6-1	225	OL/DL Capt.
51	Josh Chapin	10	5-10	195	OL/DL
52	Garrett Baker	12	5-11	185	OL/LB
53	Blaine Miller	11	6-0	185	OL/DL
54	Tucker Wilson	12	6-3	305	OL/DL
55	Sam Kisor	10	6-0	185	OL/DL
56	Clay Risch *	11	6-0	185	OL/DL
57	Josh Horton	11	5-11	190	OL/DL
58	Dakota Dement *	12	5-10	175	OL/DL Capt.
59	Aaron Wolfe	11	5-9	215	OL/DL
61	Blaise Zagoric	11	5-10	165	OL/DL
62	Nick Baker	12	6-1	215	OL/DL
63	Chris Fitch	12	5-11	190	OL/DL
65	Trevor Wyckoff *	10	6-0	265	OL/DL
66	Logan Vincent	10	6-2	235	OL/DL
67	Kamryn Carter **	12	6-1	275	OL/DL
68	Zach Abrahm	11	6-0	180	OL/DL
70	Lance Edwards	11	6-0	225	OL/DL
71	Dakota Stiffarm *	12	6-1	235	OL/DL

73	Isaac Lewis	11	5-10	175	OL/DL
77	Brody Wood	11	6-2	180	OL/DL
79	Carson Miller	10	6-0	205	OL/DL
81	Sheldon Frasure	11	6-0	215	TE/DL
82	Nick Anderson	10	6-1	180	TE/DB
83	Justin Wolfe	10	6-3	170	TE/LB
86	Sam Hall *	11	6-6	215	TE/DL
88	Casey Heft *	12	6-0	165	WR/DB

\* = Letters Earned  
 Capt = Full-time team captain

**All-Time School Record:** 564-374-37

**Head Coach:** Billy Burke (University of Akron, 4<sup>th</sup> Season, 22-18 overall)

**Asst. Coaches:** Brian Breining (LHS '97), Jimmer Breining (LHS '89, Jim Huntsberger, Josh Sturgell (LHS '04), Greg Thrapp, Pat Walsh (LHS '89), Tim Woodgeard (LHS '95)

## 2017 Junior Varsity Schedule

Date	Opponent	Location	Time-Result
08/26	Dublin Jerome	Logan	10:00 AM
09/02	Teays Valley	Teays Valley	10:00 AM
09/09	Meigs	Meigs	10:00 AM
09/16	Sheridan	Sheridan	10:00 AM
09/23	Trimble	Logan	10:00 AM
09/30	Athens	Logan	10:00 AM
10/14	Dublin Scioto	Dublin Scioto	9:00 AM
10/21	Tri-Valley	Logan	10:00 AM

## 2017 Freshman Schedule

Date	Opponent	Location	Time-Result
08/26	Dublin Jerome	Logan	12:00 PM
09/02	Teays Valley	Teays Valley	12:00 PM
09/09	Meigs	Meigs	12:00 PM
09/16	Sheridan	Sheridan	12:00 PM
10/02	Athens	Logan	5:30 PM
10/14	Dublin Scioto	Dublin Scioto	11:00 AM
10/21	Watkins Memorial	Logan	12:00 PM







## 2017 Logan Chieftain Coaching Staff



### **Billy Burke** **Head Coach**

Billy Burke was named Logan's 30th head football coach prior to the 2013 season. A 1995 graduate of Lancaster High School, Burke played linebacker at the University of Akron while earning his bachelor's degree in education. He additionally earned a master's degree from the University of Dayton. Burke served as the head coach at Medina Buckeye High School from 2007-2011. Prior to his stint at Buckeye he served as an assistant coach at Hilliard Darby High School from 2002-2007.

Burke and his wife Shannon have three sons Jackson, Brody, and Landon.

---

### **Varsity Staff:**



2017 Coaching Staff (L-R) – Jim Huntsberger, Jimmer Breining (LHS '89), Brian Breining (LHS '97), Head Coach Billy Burke, Tim Woodgeard (LHS '95), Greg Thrapp, Josh Sturgell (LHS '04) – **Missing:** Pat Walsh (LHS '89)





## Logan High School Football Head Coaches



Years	Coach	Games	Overall Record	SEOAL Record	SEOAL Titles	Win %	SEOAL Win %
1905	Dr. M.H. Cherrington	4	1-1-2	-	-	.375	-
1907	Claude Lyons	4	3-1	-	-	.750	-
1909-10	Dr. J.S. Cherrington	5	3-2	-	-	.600	-
1912	Claude Pettit	7	4-2-1	-	-	.643	-
1913	N. B. Nunamaker	7	3-3-1	-	-	.500	-
1914-15	Earl C. Reed	15	10-5	-	-	.666	-
1916	D. H. Talbott	1	0-1	-	-	.000	-
1917	J. Linville	8	5-3	-	-	.625	-
1918	Harry Seidenstrecker	4	2-1-1	-	-	.625	-
1919	M. T. Moorehead	7	5-2	-	-	.714	-
1920-21	Homer Geiger	18	9-6-3	-	-	.583	-
1922-24	Herman Lehman	26	13-10-3	-	-	.558	-
1925-27	Harley Meyer	26	16-8-2	6-9	0	.654	.400
1928-30	Ted D. Sawyer	27	6-21	3-14	0	.222	.176
1931-34	John "Red" Longley	40	24-12-4	14-8-2	1	.650	.600
1935	Carl Schroeder	10	7-2-1	4-2-1	0	.750	.642
1936-41	Tom Bender	57	38-18-1	27-9-1	1	.675	.743
1942-43	Clarence L. Mackey	19	9-7-3	7-5-2	0	.552	.571
1944-46	Tom Armstrong	29	18-9-2	14-6-1	0	.655	.690
1947-53	Dwight Diller	64	33-28-3	27-18-3	1	.539	.593
1954-56	Alson Schrivner	27	8-17-2	7-13-1	0	.333	.357
1957-65	Mel Adams	84	57-24-3	46-14-3	3	.696	.753
1966-67 And 1969-71	Richard "Dick" Mikes	46	30-15-1	22-11-1	0	.663	.661
1968	Lou Parker	10	7-3	5-2	0	.700	.714
1972-73	Paul Adams	18	9-8-1	7-6-1	0	.527	.535
1974-76	Bill Biggers	30	15-14-1	12-8-1	1	.516	.595
1977-78*	Bob Boynton	12	10-1-1	7-0	1	.875	1.00
1979-81	Steve Snipes	29	13-15-1	8-11-1	0	.465	.425
1982-84	Steve Coate	30	11-18-1	7-7	0	.383	.500
1985-89	Clarence Perry	51	41-10	22-3	3	<b>.803</b>	<b>.880</b>
1990-09	Dale Amyx	<b>211</b>	<b>140-71</b>	<b>96-25</b>	<b>13</b>	.660	.793
2010-12	Kelly Wolfe	30	6-24	6-10	0	.200	.375
2013-	Billy Burke	40	22-18	10-3	1	.550	.769

\* = LHS Teachers Strike Cancelled all but the first two games of the 1978 season.

## 2017 Logan Chieftain Football Preview



By CRAIG DUNN  
Sports Editor  
[cdunn@logandaily.com](mailto:cdunn@logandaily.com)

LOGAN — When it comes to growing pains, the 2016 Logan Chieftains certainly experienced more than their fair share.

Early-season youth and inexperience and an unforgiving schedule — the four Logan foes who reached the post-season playoffs outscored the Purple & White 195-7 — took their toll before a pair of season-ending victories turned a 1-7 mark into a more-respectable final 3-7 record.

So, as the football page turns to 2017, the Chieftains — who a year ago at this time were as green as the Hocking Hills at the height of summer — have much more experience to draw upon as they prepare to open their season Friday night at Dublin Jerome.

While graduation claimed a large chunk of the Chiefs' skill-position players, as well as Kory Henthorne, a first-team Division II All-Ohio lineman, it appears all the lumps the underclassmen sustained has helped them mature.

“A lot of seniors who are doing a good job for us have been in the program long enough to where they understand the scheme, and that certainly always helps,” fifth-year head coach Billy Burke told The Logan Daily News. “But they’re mature enough to learn what it is they’re supposed to know. The ability to apply it all the time comes from the repetitions that we provide in practice. The intent to learn is there.

“Not only that, but if you look at our kids going into week one, we’ll have way more games of varsity experience,” he added. “Not (necessarily as) starters, but way more games of varsity experience on average than we did a year ago.

“If you’re a superior athlete that’s not such a big deal... but when you’re just tough, solid football players like we are, already having been there/done takes a lot of the stress off a kid trying to play the game. He’s now been through enough repetitions where the speed of the game’s not a surprise, the size of the kids (he may) be facing’s not a surprise, etc., etc. (He) can really focus on his job.”

The Chiefs have 17 returning lettermen on a roster that currently consists of 57 players (16 seniors, 23 juniors and 18 sophomores) in the upper three grades, and a couple of the two-dozen boys on the freshman roster could also come up and help if needed.

Logan graduated its three leading receivers (Jenson Wallace, Riley Nelson and Tommy Breining), its leading rusher (Jeremy Minor) and its punter (T.J. Meyer). Players who accounted

for all but 24 of Logan's 134 points either graduated (Wallace, Minor, Breining and Nelson) or did not come out for football (kicker Charlie Kline) this fall.

The Chiefs also graduated Colton Dixon, Aaron Jackson, Anderson Wolfe and Cody Wolfe. Dixon had a team-best two interceptions last fall and filled a variety of roles while Jackson led the team with 77 total tackles from his safety position.

Quarterback Brady Walsh and lineman Kamryn Carter — both seniors — return with a pair of varsity letters, and underclassmen Tyler Cummin, Sam Hall, Landon Little, Clay Risch, Jeromy Weaver, Preston Yates, Dakota Dement, Casey Heft, Carter Hodson, Cymon Rooker, Dakota Stiffarm, David Talbott, Colton Ruff, Conner Ruff and Trevor Wyckoff all have a varsity letter's worth of experience under their collective belts. Each and every one of them will be depended upon this fall in a number of roles on both sides of the scrimmage line.

"I'm pleased about our work ethic when we come to practice every single day," Burke said. "One of the things you always want to find in your team is, as tough as the work is that we have to do in football, can we find a way to have fun doing it? I think this group's got that. There are guys who make sure we keep practice light and fun, but at the same time know when it's time to work.

"There are a few situations we want to work on, but we feel like the reason we have stuff in, that we're further along than we anticipated, is because we've been able to pick up the offense and defense installs," he added. "The kids have been real mature about making sure they're prepared."

After a senior-dominated Logan team went 8-2 in 2015, the '16 Chiefs paid the price, especially at the very outset when Jerome laid an historic 58-0 pummeling on them to open the season. Lopsided losses at the hands of Cambridge (48-14), Nelsonville-York (35-0) and Columbus DeSales (54-7) who, along with Jerome, all made the playoffs, followed later in the season.

However, with the exception of a 46-14 loss at Jackson, which just missed playing in the post-season, the Chiefs were in all of their other games and won three of their last five, including a 31-30 week-six upset of a very good Athens team.

"And don't forget, as tough as it was on us in week one, we were 0-0 at halftime with Teays Valley the next week," Burke recalled. "Again, that might have come down to lack of experience — and whether we were complacent and felt good about being 0-0 after what happened the week before and we forgot to come out in the second half, I don't know — but I think that problem might essentially be solved this season because we have so many more kids that have enough experience to step up and keep us from getting into that lull we had in that second half. We were certainly in that football game."

The Chiefs eventually lost to the Vikings 21-0 and then dropped a 25-19 decision at Meigs when the Marauders scored a late touchdown. Losses to Cambridge and N-Y followed as the Purple & White took an 0-5 record into the second half of the campaign.

But both the veterans and kids combined to pull off the week-six win over Athens then, after losses to Jackson and DeSales, the Chiefs blanked Hamilton Ross (23-0) and Warren (26-14) to end the season and enter the off-season on an upswing.

Experience — especially behind center with Walsh — and leadership give the Chiefs cause for optimism this fall.

“We have better quarterback play already,” Burke praised. “I think Brady, with a year under his belt, is now comfortable assuming the role as the quarterback. I don’t know if that was true last year. I certainly believe the kids on offense buy Brady Walsh, which gives him confidence and vice-versa.”

Walsh, who had thrown only one varsity pass going into his junior season, started slow but came on in the second half. He wound up throwing for 886 yards and 11 touchdowns while being picked off just five times.

“I think we’re solid in the running game with two great tailbacks (Yates and Cummin), and we have a slew of kids who are the fullback/linebacker types in the Ruff boys, Jeromy Weaver, guys like that who can step in and do a variety of things,” Burke noted.

Hopefully, experience will also help the defense, which struggled when it came to tackling a year ago.

“We’re probably the best-tackling team at this point that I’ve seen since I got here,” Burke revealed. The Chiefs gave up long scoring runs in the Circleville and Canal Winchester scrimmages, “and that happens, but I was pretty happy with our pursuit to the football and pretty happy in our ability to get guys on the ground. Certainly our linebacker play is as good as it’s been.”

When it comes to leadership, Burke says the Purple & White should have plenty of it not just from the seniors but from some of the underclassmen as well.

“It’s different in the sport of football, especially in high school and, to some degree, college. It’s different than your average company, organization, workplace, what have you,” Burke began. “Leadership doesn’t change year to year as it does in the sport of football. Yes, I’m the head football coach and I establish a certain culture and leadership and what have you, but also a fair degree of leadership is given and expected out of our seniors because they’ve been in the program the longest, they’re the oldest, most physically mature, etc., etc.

“When you’re a senior on a football team, you’ve been able to evaluate the seniors ahead of you for a couple years,” he continued. “The kids take away things they thought worked well, and they establish their own leadership culture when they become seniors. I think they’ve done a good job taking some of the good, leaving some of the bad, and leading as they’re capable of leading.

“Maybe part of that’s the time in the off-season. They’ve also establish a culture that’s allowing for younger kids who have some natural leadership ability to step up and lead. And why wouldn’t you want that? If (an underclassman) can help lead and make us better, let it (happen).”

This season marks the first time in nearly a century the Chieftains don’t have a league schedule to play. After winning 26 Southeastern Ohio Athletic League championships, the Chiefs are one of the few teams in the state who will play an independent schedule with the SEOAL having disbanded a few months ago.

That means the Chiefs’ primary team goal is off the table until Logan High School finds another league. So instead of pursuit of a championship, the Chiefs will turn inward for support and other goals.

“Probably the biggest thing is the kids like each other, the kids like working with each other and the kids like being around each other,” Burke stated. “Any great team — and Ohio State’s a lot like this — they’re playing for each other, they’re playing for the simple fact ‘I don’t want to let the guy next to me down, because I respect his hard work, I know he respects mine, and I can’t let him down.’

“That to me is as important as any sort of league championship or what have you,” he continued. “You may win or lose a league championship and five years down the road, so you won it, so you lost it, but if you’re still pretty good buddies with that guy, you want to look at him every single day and know that I did my best to make us successful and he can say the same thing.”

As mentioned earlier, leadership and younger players stepping up is vital this fall.

“We have guys who are certainly capable and comfortable stepping up for whatever reason. We have different kids at different times assuming leadership, and leadership isn’t always just getting up in front of the team and saying (something),” Burke pointed out. “It’s an action on the sideline, it’s making sure Joe Sophomore, when he gets in, I’m helping him be prepared. (Senior) Casey Heft has been really good about that, making sure receivers know where to line up in the formation and know what route to run.

“That’s sort of how we structure our pre-season,” he continued, “to try and establish as much depth as we can. I told the kids the more kids we trust to be on the field on Friday night we’re better off.”

The 2017 schedule doesn’t include DeSales, N-Y, Jackson or Cambridge and might be a wee-bit easier, if that’s the correct word, than in ’16. But Jerome, Dublin Scioto, Sheridan and Chillicothe were playoff teams a year ago, and Teays Valley, Meigs, Athens and Minford, at the least, will be competitive games as well. And the Chiefs know not to sleep on their final two foes, Hamilton Ross and Warren, who like the Chiefs were young teams a year ago.

As far as Burke and his coaching staff are concerned, it all comes down to being as good as can be week in and week out.

“We’ve said (to the players) ‘are you controlling all of the things that you’re capable of controlling?’ ” Burke said. “We’re probably not going to get any taller before the season’s out, and won’t get any faster or stronger. But we can be prepared each and every week to do my job to the best of my ability.

“I suppose that’s all you want out of a football team every year and each and every week, to just be as good as we can be,” he added. “We’ve done a good job of pushing and pulling each other along to be a little bit better.”

(From the Logan Daily News, Aug. 22, 2017)

## 2017 Chieftain Preview: Position By Position



By CRAIG DUNN  
Sports Editor  
[cdunn@logandaily.com](mailto:cdunn@logandaily.com)

LOGAN — There will be a number of challenges and obstacles for the Logan Chieftains to overcome this season. That's a given.

But head coach Billy Burke notes the Chiefs have done a very good job dealing with them in the walkup to Friday's season opener at Dublin Jerome because he and the coaching staff are working with a group that's proving to be joyful to coach.

"First and foremost, to date, this is why all of us got into coaching. The kids are having fun while putting in hard work," Burke praised. "The kids are responding to coaching and are responding to being challenged.

"Some days I purposely challenge them in tough ways just to see how they'll respond (individually) and respond together," he continued. "We are controlling the things we need to control in that respect. We can control our preparation, control our attitudes, control our leadership and control our effort."

They had a bit of a hiccup last Friday night when they struggled in a 49-13 loss to Canal Winchester in the annual OHSAA Jamboree scrimmage, but Burke expects them to bounce back this week.

Here's a breakdown of how things are shaping up position by position:

### **OFFENSE**

Quarterback: Senior Brady Walsh (6-foot-0, 185 pounds) got his baptism by fire last season.

While he and the offense started slow (33 points in opening the season 0-5), Walsh had a strong second half and wound up completing a little more than 40 percent of his passes and throwing 11 touchdown arials. He only had five passes picked off.

Burke notes that Walsh, the son of longtime assistant coach Pat Walsh, has undergone a big change since then.

"Obviously Brady has come along," Burke said. "The big thing will be consistency in our quarterback play. Brady makes throws and completes balls that he didn't a year ago, and we'll catch them. He's more consistent on hitting his receivers.

"Maturity is a part of it," he added. "I think maybe things have clicked for him."

Walsh had a tough night in last Friday's Jamboree game, completing just 3-of-18 passes and suffering three interceptions.

The only other full-time quarterback on the varsity/reserve roster is sophomore Braeden Spatar (5-9, 170), who is Walsh's heir apparent for 2018.

Running backs: Junior Preston Yates (5-11, 175) had a good sophomore season, rushing for 403 yards and a pair of touchdowns while averaging 4.7 yards per carry. He was second on the team behind the graduated Jeremy Minor (579 yards, three TDs, 5.4 average).

"I think we're solid in the running game with two great tailbacks — we call them A-backs — and we have a slew of kids who are the fullback/linebacker types," Burke pointed out.

"Preston Yates had a lot of good experience at running back last year. He's a naturally-gifted runner," he continued. Junior "Tyler Cummin (5-11, 165) will give us a two-headed monster there. He's a really smart player and really a savvy player, whether its football or any sport he chooses."

The Chiefs also have sophomores Colton and Conner Ruff (both 5-10, 155) and junior Jeromy Weaver (5-11, 165) who can "step in and do a variety of things," according to Burke. "Sometimes their positions call for being more like a fullback (and) sometimes it requires being more like a tight end. They're able to do that, which enables us to have diversity on offense.

"The Ruff boys and Jeromy Weaver will rotate through our fullback and our H-back," he added. "We have different personnel groupings so at any time different guys will come into the game at different positions. The formations might look alike, but there's different people there that have different skill-sets."

Receivers: Out of the 69 passes completed by Logan quarterbacks (68 by Walsh) last season, only 10 of them were caught by underclassmen. Junior Landon Little (5-11, 160) had eight receptions for 77 yards while senior David Talbott (6-1, 165) and senior Casey Heft (6-0, 165) had one reception apiece.

"At receiver we have Landon Little and Casey Heft, and (junior) Sam Hall (6-6, 215) at tight end," Burke noted. "I think Sam Hall will get better every single day. He's talented enough, physical enough and aggressive enough to be a good blocker for us but he's also coming along as a receiving tight end.

Senior "Cymon Rooker (6-0, 195) can come in and play some tight end so we have the ability to play some two tight end sets. We have a multitude of guys we can use," he added. Junior receiver "Wes Brooks (6-0, 185) is earning more and more playing time every single day and will end up being a big part of what we do on offense."

Brooks caught a pair of passes in last Friday's Jamboree game.



Burke acknowledges the Chiefs need to develop additional receiving depth.

“We might lack a little bit of depth there. We have some sophomores who are playing well, but you hate to put your eggs in the basket of a sophomore who hasn’t played (varsity) before,” Burke stated. “But we do have some sophomores coming along at skill positions to give us a little bit of depth.

“We’re pretty happy with where we are in the receiving corps with Landon and Casey, and then Tyler will line up and play a little bit of receiver for us too,” he added.

Line: Although the Chiefs graduated Kory Henthorne, a first-team Division II All-Ohio lineman, they return most of their other offensive linemen from last season.

“Our offensive line is progressing,” Burke said. “There’s plenty of experience coming back. Having a senior at center in Kamryn Carter (6-1, 275) is nice. It looks like (senior) Tucker Wilson (6-3, 305) is going to be a starter full-time at tackle. (Junior) Clay Risch (6-0, 185) has been a little banged up but he’ll be back at tackle.

“We’ll get some miles out of Lance Edwards (6-0, 225, junior). He’s been a pleasant surprise and can play guard or tackle,” the Logan coach continued. “Trevor Wyckoff (6-0, 265, sophomore, who lettered as a freshman) is a little dinged up right now, so we’ll wait and see if he can go full-time. Sam Kisor (6-0, 185, sophomore) can step in from time to time and (senior) Carter Hodson (6-1, 225) can step in to give us some time.”

The Logan coaching staff plans to revolve several players on and off the O-line.

“We’ve developed more depth on the offensive line than we did a year ago (with) about eight who we feel confident about being in the game,” Burke said. Senior “Dakota Dement (5-10, 175) is coming off a knee injury but is going to be ready sooner than we thought. (Senior) Nick Baker (6-1, 215) had a broken arm over the summer so him coming back will add depth, and Nick Anderson (6-1, 180) is a sophomore tight end who has shown some aggressiveness that we think we can use. (Senior) Dakota Stiffarm (6-1, 235) is back on the line too.”

## **DEFENSE**

Several players will play both on offense and defense. That’s no surprise.

“The philosophy is ‘can we play a guy a way and a half,’ meaning full-time on offense or defense and then he comes in and rotates through (on the other side),” Burke said. “That’s the main philosophy, but we try to get our best players on the field.

“We’re certainly looking at five or six guys on both sides of the football who will play significant minutes on both sides,” he added.

Line: “Carter Hodson is a returner who has been really good for us,” Burke said. “Sam Hall is back after a good sophomore year (and is) going to be a force at defensive end. Cymon Rooker

has a year under his belt and is playing better than he did a year ago; he's more comfortable (because) I think this is the first time we've played him at the same position two years in a row.

"Sophomore Josh Chapin (5-10, 195) has really shown himself and Kamryn Carter has a lot of experience playing on the defensive line," he continued. "Dakota Stiffarm will play and (senior) Chris Fitch (5-11, 190) is learning to play defensive line, so we feel like we're a good eight deep. In today's football, you have to be deep on the defensive line."

Linebackers: Sophomores may very well rule the linebacking roost.

"We lettered two freshman linebackers last year (the Ruff brothers). You wouldn't know they were sophomores this year with the freshman experience that they got," Burke praised. "They're solid. Trevor Horton (5-11, 205) is a sophomore who's probably going to play one of our linebacker positions, Jeromy Weaver is certainly as good as any of the linebackers we have. He's probably a starter with different guys rotating through."

"The same guys who are versatile for us on offense at those fullback positions are the same guys that are at linebacker," he continued. "Preston Yates is playing our field linebacker as well. We have about six guys we feel comfortable with playing three different positions."

The Chiefs had a tough time making tackles last season. Burke hopes this group of linebackers helps improve that deficiency.

"I think we'll be stronger against the run, and part of that is because we have as good of linebacker play that I've had since I've been here," lauded Burke. "Guys are coming downhill to the line of scrimmage to make plays."

"You might have a linebacker who makes a lot of tackles," he continued, "but if they're 5-yard gains, then two of them is a first down. We're more natural at linebacker this season."

Backs: This is where the Chiefs have to do a complete reload. Last season, both starting safeties (Jackson and Dixon) and both starting cornerbacks (Wallace and Nelson) were seniors.

"We're probably going to play Brady a little bit more at safety than we have in the past," Burke revealed. "He's gotten more comfortable on offense, so we feel like it's time for him to contribute a little more on defense. Tyler Cummin will play safety alongside of Brady. He's a really smart kid and sort of the quarterback of our secondary, making sure we get into the proper coverage and making sure everyone's coordinated."

"We're looking for some time out of David Talbott at safety, and Jakob Black (5-10, 145) is a junior who didn't play last year who can get some time at safety," he added. "Isaac Baron (6-0, 185, senior) is back and will be competing for some safety time. The biggest key is the more guys you have competing for spots, the better the guys who earn those spots are."

Little, Brooks and Heft are among those expected to compete for the cornerback slots, “and we’re looking for a couple other young guys to step in and be real consistent,” Burke pointed out. “Aaron Magdich (5-11, 130), a junior, is coming along.

“We’re not quite there yet, but we are developing a little more depth at the corner position than we thought going in,” he added.

## **SPECIAL TEAMS**

The Chiefs will have a new punter and placekicker, replacing T.J. Meyer and Charlie Kline, respectively.

“We’re pretty happy with Isaiah Bookman (5-9, 140), a sophomore who plays soccer” at placekicker, Burke noted. “He’s having his up-and-down moments right now, but once he figures it out he’s going to be really, really good.”

The punting position is still up in the air, although Heft did the job in last Friday’s Jamboree scrimmage, hitting a 57-yarder that bounded over the Canal Winchester receiver’s head. Bookman and Walsh could punt, and there may be others in the mix as well because, as Burke pointed out, “we’re looking for consistency there.”

Cornerbacks and safeties such as Cummin, Brooks, Little and Heft are among candidates when it comes to returning punts and kickoffs.

Sophomore Colten Castle (5-9, 125) is expected to hold for extra points and field goals while Carter will do the bulk of the long-snapping on placements.

(From the Logan Daily News, Aug. 23, 2017)

## 2017 Opponent Schedules



### 2017 Dublin Jerome

Aug. 25	VS Logan
Sept. 1	VS Pickerington North
Sept. 8	AT Olentangy Orange
Sept. 15	AT Dublin Scioto *
Sept. 22	VS Hilliard Darby *
Sept. 29	AT Thomas Worthington *
Oct. 6	VS Delaware-Hayes *
Oct. 13	AT Hilliard Bradley *
Oct. 20	VS Bishop Watterson
Oct. 27	AT Worthington Kilbourne

### 2017 Teays Valley Vikings

Aug. 25	VS Chillicothe
Sept. 1	AT Logan
Sept. 8	AT Canal Winchester
Sept. 15	AT Bloom-Carroll *
Sept. 22	VS Logan Elm *
Sept. 29	AT Fairfield Union *
Oct. 6	VS Bexley
Oct. 13	VS Hamilton Township *
Oct. 20	AT Circleville *
Oct. 27	VS Amanda-Clearcreek *

### 2017 Meigs Marauders

Aug. 25	VS Gallipolis
Sept. 1	VS St. Clairsville
Sept. 8	AT Logan
Sept. 15	VS Vinton County *
Sept. 22	AT River Valley *
Sept. 29	VS Nelsonville-York *
Oct. 6	AT Athens *
Oct. 13	AT Point Pleasant (WV)
Oct. 20	AT Wellston *
Oct. 27	VS Alexander *

### 2017 Sheridan Generals

Aug. 25	VS Licking Valley
Sept. 1	Maysville *
Sept. 8	AT John Glenn *
Sept. 15	AT Logan
Sept. 22	VS West Muskingum *
Sept. 29	AT Philo *
Oct. 6	VS Tri-Valley *
Oct. 13	AT New Lexington *
Oct. 20	VS Crooksville *
Oct. 27	AT Morgan *

### 2017 Chillicothe Cavaliers

Aug. 25	AT Teays Valley
Sept. 1	VS Licking Heights
Sept. 8	VS Marion-Franklin
Sept. 15	VS Bishop Hartley
Sept. 22	VS Logan
Sept. 29	VS Hillsboro *
Oct. 6	VS Greenfield McClain *
Oct. 13	AT Miami Trace *
Oct. 20	AT Washington Courthouse *
Oct. 27	AT Jackson *

### 2017 Athens Bulldogs

Aug. 25	AT Warren
Sept. 1	VS Canal Winchester
Sept. 8	AT Watkins Memorial
Sept. 15	VS Alexander *
Sept. 22	AT Vinton County *
Sept. 29	VS Logan
Oct. 6	VS Meigs *
Oct. 13	AT Wellston *
Oct. 20	AT River Valley *
Oct. 27	VS Nelsonville-York *





**2017 Minford Falcons**

Aug. 26	AT Rock Hill
Sept. 1	AT Oak Hill
Sept. 8	AT Nelsonville-York
Sept. 15	VS Northwest
Sept. 22	VS Williamsburg
Sept. 29	AT Portsmouth West *
Oct. 6	VS Logan
Oct. 13	VS Wheelersburg *
Oct. 20	AT Waverly *
Oct. 27	VS Lucasville Valley *

**2017 Dublin Scioto**

Aug. 26	VS Westerville South
Sept. 1	AT Dublin Coffman
Sept. 8	VS Big Walnut
Sept. 15	VS Dublin Jerome *
Sept. 22	AT Delaware-Hayes *
Sept. 29	AT Hilliard Bradley *
Oct. 6	VS Worthington Kilbourne *
Oct. 13	AT Logan
Oct. 20	AT Thomas Worthington *
Oct. 27	VS Hilliard Darby *

**2017 Hamilton Ross Rams**

Aug. 25	VS Hamilton Badin
Sept. 1	VS Walnut Hills
Sept. 8	AT Western Brown
Sept. 15	AT Harrison *
Sept. 22	VS Mount Healthy *
Sept. 29	AT Trenton Edgewood *
Oct. 6	VS Cincinnati Northwest *
Oct. 13	VS Little Miami *
Oct. 20	VS Logan
Oct. 27	AT Oxford Talawanda

**2017 Warren Warriors Schedule**

Aug. 25	VS Athens
Sept. 1	AT Marietta
Sept. 8	VS Point Pleasant (WV)
Sept. 15	AT Fort Frye
Sept. 23	AT Oak Glen (WV)
Sept. 29	AT Crooksville
Oct. 6	VS John Marshall (WV)
Oct. 13	VS Weir (WV)
Oct. 20	AT Linsley (WV)
Oct. 27	AT Logan





## Season Review: The 2016 Logan Chieftains



By Spencer Waugh

Despite suffering the worst loss in school history in the season opener and failing to score in their first ten quarters of play in 2016, the team may be considered overachievers. A program that had had only four freshmen letter winners in sixty years saw a pair of freshmen start in the season opener and four freshmen letter overall. Six other sophomores rounded out the Chieftains youth movement which finished with back to back wins to finish 3-7 overall.

Here is a game by game look at the ups and downs of the 2016 Logan Chieftains:



### **Aug. 26, 2016 – VS Dublin Jerome – Loss, 00-58**

In a complete mismatch, Dublin Jerome humbled the home standing Chiefs 58-0, the worst loss in program history. Logan managed only four first downs while the Celtics rode a balanced offense to 490 total yards. Five Celtics scored for JHS while Hunter Schell completed all four pass attempts for 171 yards and a pair of scores.



### **Sept. 2, 2016 – AT Teays Valley – Loss, 00-21**

Logan rebounded from an embarrassing week one loss to hold the Vikings scoreless in the first half and trailed only 7-0 entering the fourth quarter. Nathan Cornett (14 carries, 64 yards) broke the scoreless deadlock early in the third quarter.



### **Sept. 9, 2016 – AT Meigs – Loss, 19-25**

Despite trailing 13-0 at halftime, Logan finally broke their scoreless duck on a 21-yard Brady Walsh run in the third quarter. The Chieftains tied the score at 19 with 8:44 to play but a Tyler Garretson 72-yard run put the Marauders back on top. Walsh was stuffed on the goal line as time expired to send the Chieftains to 0-3.



### **Sept. 16, 2016 – AT Cambridge – Loss, 14-48**

Chieftain special teams miscues and a strong Bobcat running game paced Cambridge to a 48-14 victory. A stout Cambridge defense stymied Logan's running game, holding the Chieftains to just six yards on 32 attempts.



### **Sept. 23, 2016 – VS Nelsonville-York – Loss, 00-35**

In the last scheduled installment of the N-Y/Logan rivalry, the Buckeyes blitzed Logan in the third quarter breaking open a scoreless game with 21 points in the quarter. The Buckeyes three headed monster of Hunter Edwards, Alex Mount, and Noah Andrews all made big plays for the Buckeyes. Mount topped the Buckeyes with 176 yards and two scores on 16 carries. Edwards completed seven of 15 passes for 177 yards and three scores.



### **Sept. 30, 2016 – VS Athens – WIN, 31-30**

Logan recorded their fourteenth straight victory over archrival Athens in unbelievable fashion. Brady Walsh threw three touchdown passes – two to Riley Nelson – and freshman Charlie Kline kicked a 35-yard field goal and was a perfect 4-4 on PATs for LHS. Athens scored with :32 left to pull within 31-30 - when Kory Henthorne got his left hand on Nate Gribble's kick to give the Chieftains their first victory.



### **Oct. 7, 2016 – AT Jackson (SEOAL) – Loss, 14-46**

In the final league meeting between founding members of the Southeastern Ohio Athletic League, the Ironmen clinched their 25<sup>th</sup> title – finishing one behind Logan for eternity. Bryce Hall threw five touchdown passes on 12 of 17 passing for 334 yards. Johnny Farley and Blake McCoy both ran for and caught touchdown passes for the Ironmen.



### **Oct. 14, 2016 – VS St. Francis DeSales – Loss, 7-54**

Alonzo Booth ran for 171 yards and three touchdowns and Chris McNally returned a punt 76 yards to boost DeSales to a 54-7 thrashing of Logan. The Stallions ran for 306 yards on only 20 carries. SFD ran only 28 plays to gain 412 yards.



### **Oct. 21, 2016 – VS Hamilton Ross – WIN, 23-0**

Jenson Wallace caught a pair of touchdown passes in his final appearance at Logan Chieftain Stadium while freshman Charlie Kline booted a 41-yard field goal to pace the purple and white to a 23-0 win over Hamilton Ross. The first ever meeting between the two schools gave Logan their second win of the season.



### **Oct. 28, 2016 – AT Warren (SEOAL) – WIN, 26-14**

The Southeastern Ohio Athletic League – which opened play in 1925 – came to a close with Logan's 26-14 win at Warren. The Chieftains led 19-0 at halftime, but Warren returned the opening kickoff of the second to spark a Warrior comeback that fell just short when Logan put the game out of reach behind Preston Yates' 41-yard scoring run with 1:00 to play. Yates paced Logan with 134 yards on 16 carries while Brady Walsh completed 14 of 24 passes for 190 yards and a pair of touchdowns.



## 2016 Logan Varsity Football Stats



TEAM STATS	LHS	OPP
First Downs	119	165
Plays from Scrimmage	498	515
Rushing (Plays-Yards)	326-1244	344-2003
Passing Yards	889	1831
Total Yards	2133	3834
Passes (Comp-Att-Yards)	69-172-7	102-171-5
Fumbles (No.-Lost)	12-5	14-7
Penalties (No.-Yards)	47-412	74-734

LOG – 30 – 36 – 21 – 47 – 134

OPP – 91 – 98 – 90 – 52 – 331

### Rushing Leaders

Player	Attempts	Yards	TDs	Yards/Carry
Jeremy Minor	108	579	3	5.36
Preston Yates	85	403	2	4.74
Brady Walsh	93	183	2	1.97
Tyler Cummin	8	57	0	7.12
Colton Ruff	6	23	0	3.83
Landon Little	6	22	0	3.67
TJ Meyer	1	12	0	12.00
Shane Souders	3	11	0	3.67
Jenson Wallace	1	10	0	10.00
Conner Ruff	2	4	0	2.00
Charlie Kline	2	0	0	0.00
Cameron Fields	1	(-1)	0	-1.00
Riley Nelson	3	(-2)	0	-0.67
Braeden Spatar	3	(-10)	0	-3.33
(TEAM)	4	(-47)	-	-



### Passing Leaders

Player	Comp.	Attempts	Yards	TDs	INTs
Brady Walsh	68	168	886	11	5
Braeden Spatar	1	2	3	0	0
Colton Dixon	0	1	0	0	1
TJ Meyer	0	1	0	0	1

### Receiving Leaders

Player	Rec.	Yards	TDs
Jenson Wallace	26	341	6
Riley Nelson	21	223	2
Tommy Breining	11	231	3
Landon Little	8	77	0
Colton Dixon	1	7	0
David Talbott	1	7	0
Casey Heft	1	3	0

### Scoring Stats

Player	TDs	PAT	2P	FG	Total Points
Jenson Wallace	6	0	0	0	36
Charlie Kline	0	14	0	2	20
Jeremy Minor	3	0	0	0	18
Tommy Breining	3	0	0	0	18
Riley Nelson	3	0	0	0	18
Brady Walsh	2	0	0	0	12
Preston Yates	2	0	0	0	12

## 2016 Season Standings

### 2016 SEOAL Standings

1. Jackson	2-0	6-4
2. Logan	1-1	3-7
3. Warren	0-2	2-8

### 2016 Division II, Region 7 Standings

1. Massillon Perry	12-3	29.4455
2. Massillon Washington	8-3	29.1500
3. New Albany	9-4	25.4500
4. Franklin Heights	10-2	23.0000
5. Licking Heights	8-3	21.4000
6. Columbus West	9-2	20.3551
7. Dublin Scioto	8-4	19.1000
8. Uniontown Lake	6-5	18.8500
9. Tri-Valley	9-1	18.8000
10. Wooster	8-2	17.2500
11. Worthington Kilbourne	5-5	14.7167
12. Mansfield Senior	6-4	14.4500
13. Columbus Northland	6-4	13.8102
14. Groveport-Madison	6-4	13.0500
15. Walnut Ridge	6-4	12.6000
16. Watkins Memorial	4-6	9.7783
17. Youngstown Boardman	4-6	8.8162
18. St. Charles	3-7	7.7611
19. Westerville North	3-7	7.4000
20. Logan	3-7	7.1500
21. Delaware-Hayes	4-6	6.3000
22. Mifflin	5-5	6.0643
23. Canal Winchester	3-7	5.4000
24. Mount Vernon	2-8	4.8000
25. Big Walnut	2-8	3.7000
26. Youngstown East	1-9	2.6000
27. Briggs	2-8	2.0000

## **2016 Post-Season Award Winners**

### **2016 All-SEOAL Selections**

*1<sup>st</sup> Team:*

Dakota Dement; OL/DL  
Kory Henthorne; OL/DL  
Aaron Jackson; WR/DB  
Jeremy Minor; RB/LB  
Jenson Wallace; WR/DB  
Brady Walsh; QB/DB

*Honorable Mention:*

Kamryn Carter  
Carter Hodson

### **2016 Div. II All-SE District**

*1<sup>st</sup> Team:*

Kory Henthorne; Defensive Line

*Special Mention:*

Jenson Wallace

### **2015 All-Ohio**

*1<sup>st</sup> Team:*

Kory Henthorne; Defensive Line

*Special Mention*

Jenson Wallace



## Logan Football Overtime History



### LHS Overtime Games

<b>Year</b>	<b>Date</b>	<b>Stadium</b>	<b>City</b>	<b>Opponent</b>	<b>Result (No. OTs)</b>
1989	Sept. 1	Bill Sauer Field	Logan	Nelsonville-York	<b>WIN, 06-00</b>
1991	Oct. 18	Warren Warriors Stadium	Vincent	Warren	<b>WIN, 21-20</b>
1997	Aug. 29	Jim Rockwell Stadium	New Lexington	New Lexington	Loss, 06-12
1998	Oct. 9	Bill Sauer Field	Logan	Warren	<b>WIN, 21-14</b>
1999	Sept. 10	Bill Sauer Field	Logan	Zanesville	<b>WIN, 20-14</b>
2011	Oct. 7	Logan Chieftain Stadium	Logan	Warren	Loss, 34-40 (2OT)
2011	Oct. 21	Logan Chieftain Stadium	Logan	Portsmouth	Loss, 21-24 (2OT)
2012	Aug. 31	Logan Chieftain Stadium	Logan	Northland	Loss, 26-32
2014	Aug. 29	Logan Chieftain Stadium	Logan	Lancaster	Loss, 42-43 (2OT)

**Overall Overtime Record: 4-5**

**Overtime Home Record: 3-4**

**Overtime Road Record: 1-1**





## Logan High School All-Ohio Selections



All selections made by the Associated Press unless noted. All selections made in class AAA up until 1987. Starting in 1987, all selections made in Division 1 unless noted.

1 <sup>st</sup> Team	2 <sup>nd</sup> Team	3 <sup>rd</sup> Team
Bob Risch, DT, 1958; OT, 1958 (UPI)	Roy Magle, E, 1943	Dave Bell, E, 1946
Steve Mowery, E, 1964	Bob Schmitter, C, 1945	John Yates, T, 1949 (UPI)
Mark Ruggles, DB, 1979	Lynn Strait, RB, 1957 (UPI)	Dick Stevens, DB, 1963
Kelly Wolfe, RB, 1986	Larry Bainter, QB, 1960 (UPI)	Greg Smith, QB, 1971
Josh Jackson, K, 1991	Robbie Johnson, QB, 1963 (3rd, UPI)	Dave Schmitter, DE, 1979
John Cosgrove, RB, 1994 (Dv. II)	Merl Beery, G, 1964 (UPI)	Cory McCarty, RB, 2012 (Div. II)
Corey Kissling, LB, 2007 (Dv. II)	John Gasser, QB, 1965	Isaac Schmeltzer, RB, 2013 (Div. II)
Lucas Wright, E, 2007 (Dv. II)	Scott Gasser, DB, 1977	
Patrick Angle, QB, 2008 (Dv. II)	Curtis Rose, OT, 1987	
Patrick Angle, QB, 2009 (Dv. II)	Bryan Lambert, LB, 1991	
Isaiah Smith, E, 2015 (Dv. II)	Tom Smith, E, 1992	
Kory Henthorne, DL, 2016 (Div. II)	Brooks Burris, OT, 1993	
	Chad Zimmerman, QB, 1994 (Dv. II)	
	Justin Culbertson, OT, 1998	
	Wayne Bateman, RB, 1999	
	Joe Conrad, QB, 2000	
	Jesse Henestofel, DB, 2000	
	Matt Mong, LB, 2001	
	Derek Harden, RB, 2001	
	Austin Rohr, RB, 2003	
	Justin Frye, RB, 2007 (Dv. II)	
	Mark Potter, LB, 2007 (Dv. II)	
	Mason Mays, E, 2008 (Dv. II)	
	Mason Mays, E, 2009 (Dv. II)	

### **Honorable Mention Selections:**

- 1938 – Joe Karshner, Back (UPI)
- 1939 – Bob McBride, Back
- 1940 – Bill Bryan, Back
- 1941 – Bill Johnston, Back
- 1943 – Jim Hummel, Back; Roy Magle, End
- 1945 – Roy Magle, Back
- 1946 – George Lohr, Center
- 1947 – Dale Mowery, Quarterback
- 1949 – Pete Kuhn (UPI) – [AP Honorable Mention Team Missing]
- 1950 – Walter Nelson, Back
- 1951 – Charles Schrader, Guard
- 1952 – Bob Thomas, Back
- 1957 – Lynn Strait, Back

1959 – Larry Wells, Guard  
1960 – Larry Bainter, Quarterback  
1964 – Merl Beery, guard; George Hummel, back; Dale Brenning, back; Bob Courter, defensive tackle  
1965 – Bob Courter, defensive tackle  
1966 – Gary Bartow, defensive back; Bill Westfall, End  
1967 – Chuck Kemper, Greg Poston, and Jim Trowbridge  
1968 – Mike Cottrill and Ron Rutter  
1969 – Chuck Lowe  
1970 – Dave Crawford and Rick Krebs  
1971 – Brian Davidson  
1972 – Ken Culbertson and Mike Mojzer  
1973 – Dave Krebs and Roger Shaw  
1974 – Steve Shaw

**“Special Mention” Selections:**

1975 – Scott Hubbard and Brad Tucker  
1976 – Scott Gasser and Brad Tucker  
1977 – Mark Armstrong and Brad Tucker  
1979 – Kelly Adams and Roger Barber  
1980 – Mark Morgan, Jim Ogg, and Roger Thompson  
1981 – Ron McBride  
1982 – Tom Febes and Mitch Trucco  
1983 – Jeff Dennis, Dave McBride, and Rodney Mowery  
1984 – Scott Farrar and Jeff McCort  
1985 – DJ Conrad, Keith Myers, Eric Veidt, and Kelly Wolfe  
1986 – Curtis Rose and Eric Veidt  
1987 – Jimmer Breining, Rodney Krannitz, Jose Medina, and Ryan Wilson  
1988 – Jimmer Breining, Paul Clark, Arnie Fisk, Eric Graham, and Pat Walsh  
1989 – Marc Palmer and Doug Robers  
1990 – Doug Robers (Dv. II)  
1992 – Greg Crossley, Jordan Jackson, and RJ McCort  
1993 – John Cosgrove, Jordan Jackson, and Chad Zimmerman  
1994 – Eric Cox and Tim Woodgeard  
1995 – Alex Clutter and Quinton Evans  
1996 – Ryan Butcher and Beau Miller  
1997 – Ryan Berry and Chris Yates  
1998 – Wayne Bateman and Ryan Berry  
1999 – Joe Conrad and John Conrad  
2000 – Jim Bennett, John Conrad, and Jamey Hankison  
2001 – Adam Puhl, Colt Thompson, Trent Woodgeard  
2002 – Austin Rohr and Tyler Wadsworth  
2003 – Jacob Bookman and Jared Walton  
2004 – BJ Hughes, Justin Pack, Rob Rose, and Corey Spackey  
2005 – Kevin Call, Justin Coackley, Tyson Kratzenburg, Bruce Lehman, Stephen Spears, and Adam Stohs  
2006 – Nick Amyx, Bryce Bumgardner, Justin Frye, Mark Potter, and Lucas Wright  
2007 – Michael Angle (Dv. II), Seth Moritz (Dv. II), and Alex Wallace (Dv. II)  
2008 – Zach Adams (Dv. II), Cary MacLaughlin (Dv. II), Clay Morgan (Dv. II), Jon Neff (Dv. II), and Seth Sigler (Dv. II)  
2009 – Zach McDaniel (Dv. II), Bobby Russell (Dv. II), Jordan Rutter (Dv. II), and Michael Snider (Dv. II)  
2010 – Tim King (Dv. II), Derek Montgomery (Dv. II), Paul Wesselhoeft (Dv. II)  
2011 – Cory McCarty (Dv. II)  
2013 – Bryce McBride (Dv. II)  
2014 – Isaiah Smith and Bryce McBride (Dv. II)  
2015 – Lane Little, Bryce McBride, and Kory Henthorne (Dv. II)  
2016 – Jenson Wallace (Dv. II)



## SEOAL Coach of the Year and MVP Award Winners



<b>SEOAL Coach of the Year</b>	<b>SEOAL MVPs</b>
Dwight Diller, 1952	Bob Risch, 1958
Mel Adams, 1964	Larry Bainter, 1960
Bill Biggers, 1976	Rob Johnson, 1963
Bob Boynton, 1977	John Gasser, 1965
Clarence Perry, 1985	Kenny Culbertson, 1972
Clarence Perry, 1987 (Co-COY)	Scott Gasser, 1976
Clarence Perry, 1988 (Co-COY)	Scott Gasser, 1977
Clarence Perry, 1989 (Co-COY)	Keith Myers, 1985
Dale Amyx, 1991	Jimmer Breining, 1987
Dale Amyx, 1994	Bryan Lambert, 1991
Dale Amyx, 1998 (Co-COY)	Greg Crossley (Co-MVP), 1992
Dale Amyx, 1999	John Cosgrove, 1994
Dale Amyx, 2000	Wayne Bateman, 1999
Dale Amyx, 2001 (Co-COY)	Joey Conrad, 2000
Dale Amyx, 2004	Kevin Call, 2005
Dale Amyx, 2005	Justin Frye, SEOAL North MVP, 2006
Dale Amyx, 2006	Patrick Angle, SEOAL North MVP, 2008
Dale Amyx, 2007	Patrick Angle, SEOAL North MVP, 2009
Dale Amyx, 2008	Isaac Schmeltzer, 2013
Dale Amyx, 2009	
Billy Burke, 2013	





### Southeast District Coach and Players of the Year



<b>District Coach of the Year</b>	<b>District Player of the Year</b>
Mel Adams, 1964 (AAA)	Mark Ruggles, AAA Def. Back of the Year, 1979
Bob Boynton, 1977 (AAA Co-COY)	Keith Myers, AAA Co-Back of the Year, 1985
Clarence Perry, 1988 (Division I)	Kelly Wolfe, AAA Back of the Year, 1986
Dale Amyx, 1991 (Division I)	Bryan Lambert, DI Lineman of the Year, 1991
Dale Amyx, 1999 (Division I)	Tom Smith, DI Lineman of the Year, 1992
Dale Amyx, 2000 (Division I)	Brooks Burris, DI Offensive POY, 1993
Dale Amyx, 2001 (Division I)	John Cosgrove, DII Offensive POY, 1994
Dale Amyx, 2005 (Division I)	Wayne Bateman, DI Offensive POY, 1999
Dale Amyx, 2006 (Division I)	Joe Conrad, DI Offensive POY, 2000
Dale Amyx, 2007 (Division II)	Jesse Henestofel, DI Defensive POY, 2000
Dale Amyx, 2008 (Division II)	Derek Harden, DI Offensive POY, 2001
Dale Amyx, 2009 (Division II)	Matt Mong, DI Defensive POY, 2001
Billy Burke, 2013 (Division II)	Austin Rohr, DI Offensive POY, 2003
	Kevin Call, DI Offensive POY, 2005
	Justin Coakley, DI Defensive POY, 2005
	Justin Frye, DI Offensive POY, 2006
	Bryce Bumgardner, DI Defensive POY, 2006
	Lucas Wright, DII Offensive POY, 2007
	Corey Kissling, DII Defensive POY, 2007
	Patrick Angle, DII Offensive POY, 2008
	Patrick Angle, DII Offensive POY, 2009
	Isaiah Smith, DII Offensive POY, 2016







## Logan Football Individual and Team Records



### *Individual Records*

#### Passing

**Most Attempts, Game**

Lane Little, 40, vs Lancaster, 2014

**Most Attempts, Season**

Patrick Angle, 302, 2009

**Most Attempts, Career**

Patrick Angle, 596, 2007-2009

**Most Completions, Game**

Patrick Angle, 27 vs Pick. North, 2009

**Most Completions, Season**

Patrick Angle, 193, 2009

**Most Completions, Career**

Patrick Angle, 377, 2007-2009

**Most Passing Yards, Game**

Patrick Angle, 324 at Pick. North, 2008

**Most Passing Yards, Season**

Patrick Angle, 2546, 2009

**Most Passing Yards, Career**

Patrick Angle, 5,112, 2007-2009

**Most Passing TDs, Game**

Lane Little, 5, vs Cambridge, 2015

**Most Passing TDs, Season**

Lane Little, 5, at Gallipolis, 2015

**Most Passing TDs, Career**

Lane Little, 30, 2015

Patrick Angle, 51, 2007-2009

**Best Completion %, Game (Atleast 10 att)**

Patrick Angle, 1.00 (15-15), at Hamilton Twp, 2009

**Best Completion %, Season (Atleast 100 att)**

Patrick Angle, .639, 2009

**Best Completion %, Career (Atleast 200 att)**

Patrick Angle, .632, 2009

**Fewest INTs, Season (atleast 70 att)**

Nick Kost, 0 INTs, 2013

**Fewest INTs, Career (atleast 300 att)**

Lane Little, 8, 2015

**Consecutive passes w/o an interception**

Patrick Angle, 129 passes, 2009

**Most Consecutive Completed Passes, Season**

Patrick Angle, 17, vs Hamilton Twp (15) & Gallia Academy (2), 2009

**Most Consecutive Completed Passes, Game**

Patrick Angle, 15, vs Pickerington North, 2009

**Longest Completion (for Touchdown)**

Patrick Angle, 15, at Hamilton Township, 2009

Chad Zimmerman, 96 yards v. Warren, 1994

#### Rushing

**Most Rushing Yards, Game**

Austin Rohr, 398 vs Marietta, 2003

**Most Rushing Yards, Season**

Derek Harden, 1670, 2000

**Most Rushing Yards, Career**

Kelly Wolfe, 3837, 1983-1986

**Most Rushing Attempts, Game**

Justin Frye, 42 vs Marietta, 2006

**Most Rushing Attempts, Season**

Derek Harden, 280, 2000

**Most Rushing Attempts, Career**

Kelly Wolfe, 638, 1983-1986

**Most Rushing TDs, Game**

Derek Harden, 6 vs Athens, 2001

**Most Rushing TDs, Season**

Isaac Schmeltzer, 6 vs Warren, 2013

**Most Rushing TDs, Career**

Derek Harden, 28, 2000

Derek Harden, 50, 1999-2001

**Yards per carry, Game**

John Cosgrove, 21.25 vs New Lex., 1994

**Yards per carry, Season**

John Cosgrove, 9.58, 1994

**Yards per carry, Career**

Bryce McBride, 8.43, 2013-2015

**Most 100 yard games, Season**

Wayne Bateman, 9, 1999

**Most 200 yard games, Season**

Derek Harden, 9, 2000

**Most 200 yard games, Career**

Justin Frye, 5, 2006

Austin Rohr, 6, 2001-2003

Justin Frye, 6, 2006-2007

**Longest Run From Scrimmage (for TD)**

Larry Bainter, 99 yards vs Middleport, 1960

Bryce McBride, 99 yards vs Portsmouth, 2013

### Receiving

**Most Receptions, Game**

Zach McDaniel, 14, vs Pickerington North, 2008

**Most Receptions, Season**

Mason Mays, 60, 2009

**Most Receptions, Career**

Mason Mays, 121, 2007-2009

**Most Receiving Yards, Game**

DJ Conrad, 260 vs Miami Trace, 1985

**Most Receiving Yards, Season**

Isaiah Smith, 1,044, 2015

**Most Receiving Yards, Career**

Mason Mays, 1,779, 2007-2009

**Most TD Receptions, Game**

Eric Cox, 4 vs River Valley, 1994

**Most TD Receptions, Season**

Isaiah Smith, 18, 2015

**Most TD Receptions, Career**

Isaiah Smith, 28, 2013-2015

**Longest Reception (for TD)**

Eric Cox, 96 yards vs Warren, 1994

### Scoring

**Most Points, Game**

Isaac Schmeltzer, 42 points, vs Warren 2013

**Most Points, Season**

Derek Harden, 176, 2000

**Most Points, Career**

Derek Harden, 308, 1999-2001

**Most TDs, Game**

Isaac Schmeltzer, 7, vs Warren 2013

**Most TDs, Season**

John Cosgrove, 29, 1994

**Most TDs, Career**

Derek Harden, 29, 2000

Derek Harden, 51, 1999-2001

**Kicking Points, Game**

Jordan Jackson, 10 vs Marietta, 1993

**Kicking Points, Season**

Matt Shaw, 10 at Warren, 1999

Adam Puhl, 68, 2000

**Kicking Points, Career**

Derek Montgomery, 68, 2009

Matt Shaw, 123, 1997-1999

### Kicking

**Most PATs, Game**

Adam Puhl, 9 vs Jackson, 2000

**Most PATs, Season**

Adam Puhl, 65, 2000

**Most PATs, Career**

Adam Puhl, 104, 2000-2001

**Most FGs, Game**

Eleven Times at 2, Most recent was Derek Montgomery vs Warren, 2010 and Zanesville 2009 (others are Mark Ruggles, Josh Jackson (X3), Jordan Jackson (X2), Josh Carpenter, and Matt Shaw (X2))

**Most FGs, Season**

Josh Jackson, 11, 1991

**Most FGs, Career**

Derek Montgomery, 16, 2009-2010

**Longest FG Made**

Josh Jackson, 47 yds vs Zanesville, 1991

**Longest Punt**

Johnny Conrad, 63 yds vs Pt. Pleasant, 2000

Joe Karshner, 70 yds at Jackson, 1938

### Interceptions

<b>Most INTs, Game</b>	Mutiple Tied at 3, most recent Lucas Wright vs. Portsmouth 2007
<b>Most INTs, Season</b>	Greg Poston, 11, 1967
<b>Most INTs, Career</b>	Chad Zimmerman, 11, 1993
<b>Longest INT Return</b>	Lucas Wright, 17, 2005-2007 Evan DeLong, 101 yards, vs Loudonville 2013
<b><u>Kick Returns</u></b>	
<b>Longest Kick-Off Return (for TD)</b>	Bill Shaw, 95 yards, vs Glouster 1939 Alex Clutter, 95 yds, at Watkins Mem., 1995 Isaac Schmeltzer, 95 yds, vs Teays Valley, 2013 Nick Maniskas, 87 yards vs Jackson, 1987
<b>Longest Punt Return (for TD)</b>	
<b><u>Miscellaneous</u></b>	
<b>Most Consecutive Games Played</b>	Robbie Johnson, 37 games, 1960-1963 Bob Stewart, 37 games, 1960-1963 Dean Jordan, 89 yards, vs Lancaster, 2014
<b>Longest fumble return (for TD)</b>	
<i>Team Records</i>	
<b><u>Passing</u></b>	
<b>Most Attempts, Game</b>	42, vs Lancaster, 2014
<b>Most Attempts, Season</b>	336, 2009
<b>Most Passing Yards, Game</b>	390, at Gallia Academy, 2009
<b>Most Passing Yards, Season</b>	2832, 2009
<b>Most Completions, Game</b>	28 vs Pickerington North, 2009
<b>Most Completions, Season</b>	209, 2009
<b>Most Passing TDs, Game</b>	5, 3X, most recent at Gallipolis, 2015
<b>Most Passing TDs, Season</b>	28, 2009
<b><u>Rushing</u></b>	
<b>Most Rushing Attempts, Game</b>	74, vs New Lexington, 1980
<b>Most Rushing Attempts, Season</b>	553, 2000
<b>Most Rushing Yards, Game</b>	562, vs Portsmouth, 2013
<b>Most Rushing Yards, Season</b>	3050, 2000
<b>Most Rushing TDs, Game</b>	9, at Warren, 2006
<b>Most Rushing TDs, Season</b>	49, 2000
<b><u>Total Yardage</u></b>	
<b>Most Total Yardage, Game</b>	649, at Athens, 2015
<b>Most Total Yardage, Season</b>	4974, 2000
<b><u>Scoring</u></b>	
<b>Most Points, Quarter</b>	42 vs Marietta, 2007
<b>Most Points, Game</b>	81 vs New Lexington, 1920
<b>Most Points, Season</b>	519, 2000
<b>Least Points, Season</b>	21, 1929
<b>Most Points Allowed, Game</b>	62 vs Columbus West, 1930
<b>Most Points Allowed, Season</b>	336, 2011
<b>Least Points Allowed, Season</b>	12, 1933

**Victories**

<b>Most Wins, Season</b>	12
<b>Most Consecutive Wins</b>	18, 1963-1965
<b>Most Consecutive Wins, Reg. Season</b>	29, 1999-2001
	29, 2007-2009
<b>Most Consecutive SEOAL Wins</b>	34, 2004-2009
<b>Largest Winning Margin</b>	81 vs New Lexington, 1920
<b>Largest Win via Shut-Out</b>	81-0 vs New Lexington, 1920

**Defeats**

<b>Most Losses, Season</b>	9, 2011
<b>Most Consecutive Losses</b>	9, 1953-1954
<b>Largest Losing Margin</b>	<b>58, vs Dublin Jerome (58-0), 2016</b>
<b>Largest Loss via Shut-Out</b>	<b>58-0 vs Dublin Jerome, 2016</b>

**First Downs**

<b>Most 1<sup>st</sup> Downs, Game</b>	27, vs Athens, 1986
	27, at Athens, 2015
<b>Most 1<sup>st</sup> Downs, Season</b>	262, 2000





## LOGAN FOOTBALL RUSHING RECORDS



### Year-By-Year Leaders

Year	Name	Yards	Att
<b>2016</b>	<b>Jeremy Minor</b>	<b>579</b>	<b>108</b>
2015	Bryce McBride	1056	148
2014	Bryce McBride	782	91
2013	Isaac Schmeltzer	1040	148
2012	Cory McCarty	1072	204
2011	Cory McCarty	902	162
2010	Jordan Jurgensmier	604	131
2009	Patrick Angle	418	117
2008	Clay Morgan	703	116
2007	Justin Frye	1367	213
2006	Justin Frye	1630	234
2005	Kevin Call	1523	251
2004	Justin Coakley	619	88
2003	Austin Rohr	1546	205
2002	Austin Rohr	1387	227
2001	Derek Harden	1202	223
2000	Derek Harden	1670	280
1999	Wayne Bateman	1524	220
1998	Wayne Bateman	1106	174
1997	Chris Yates	1137	204
1996	Ryan Butcher	1069	189
1995	Quinton Evans	1169	236
1994	John Cosgrove	1524	159
1993	John Cosgrove	921	151
1992	Greg Crossley	1263	209
1991	Bryan Lambert	793	135
1990	Bill Copley	590	165
1989	Bill Copley	745	169
1988	Paul Clark	1000	167
1987	Paul Clark	897	183
1986	Kelly Wolfe	1515	225
1985	Kelly Wolfe	1403	208
1984	Kelly Wolfe	905	202
1983	Dave McBride	570	138
1982	Dave McBride	498	110
1981	Doug Kitchen	385	100
1980	Roger Thompson	972	201
1979	John Huffman	571	118
1978	Jack Klump	57	13
1977	John Kemper	779	158
1976	Todd Davidson	681	118
1975	Harold Peppers	876	147
1974	Tim Cole	332	74
1973	John Corby	733	159
1972	Ken Culbertson	922	154
1971	Ken Culbertson	722	173
1970	Rick Krebs	1066	195
1969	Chuck Lowe	1054	148

1968	Chuck Lowe	727	163
1967	Chuck Kemper	662	143
1966	Greg West	356	83
1965	Chuck Kemper	724	174
1964	Dale Brenning	1214	211
1963	George Hummel	745	118
1962	Robbie Johnson	417	112
1961	Ron Brimmer	607	112
1960	Larry Bainter	539	81
1959	Butch Kuhn	520	107
1958	Marvin Smart	745	139
1957	Lynn Strait	1396	160
1956	Ted Byrd	562	78
1955	Ben Buckles	379	75
1954	Dick Harden	298	66
1953	Larry Buckles	875	137
1952	Eddie Joe Grandy	866	57
1951	Bob Thomas	586	149
1950	Walter Nelson	473	109
1949	Pete Kuhn	824	152
1948	Pete Kuhn	666	???
1947	Leroy Mowery	443	???
1946	Jack Glick	601	109
1945	Bud Magle	812	114
1944	Bud Magle	791	232
1943	Jim Hummel	700	???
1942	Jim Hummel	373	66
1941	Bill Johnston	1016	172
1940	Bill "Mutt" Bryan	1355	197
1939	Bill "Mutt" Bryan	740	119
1938	Joe Karshner	1197	248
1937	Unknown		
1936	Unknown		
1935	Bus Hansel	1278	???
1934	Bus Hansel	614	???

#### INDIVIDUAL RUSHING RECORDS

##### Rushing Yards – Game

398	Austin Rohr	vs Marietta	2003
328	Bryce McBride	at Athens	2015
302	Greg Crossley	vs Warren	1992
286	Joe Karshner	vs Nelsonville	1938
283	Justin Frye	at Warren	2006
275	Isaac Schmeltzer	vs Warren	2013
271	Bill Bryan	vs Jacksonville-Trimble	1940
270	Kevin Call	at Warren	2005
270	Cory McCarty	at Portsmouth	2012
268	Kevin Call	at Athens	2005

#### Rushing Yards – Season

1,670	Derek Harden	280 car.	2000
1,630	Justin Frye	234 car.	2006
1,546	Austin Rohr	205 car.	2003
1,524	John Cosgrove	159 car.	1994
1,524	Wayne Bateman	220 car.	1999
1,523	Kevin Call	251 car.	2005
1,515	Kelly Wolfe	225 car.	1986
1,403	Kelly Wolfe	208 car.	1985
1,396	Lynn Strait	160 car.	1957
1,387	Austin Rohr	227 car.	2002

#### Rushing Yards – Career

3,837	Kelly Wolfe	638 car.	1983-1986
3,114	Austin Rohr	442 car.	2001-2003
3,083	Derek Harden	524 car.	1999-2001
2,997	Justin Frye	446 car.	2006-2007
2,731	Wayne Bateman	412 car.	1997-1999
2,540	Cory McCarty	495 car.	2010-2012
2,509	John Cosgrove	324 car.	1992-1994
2,343	Bryce McBride	278 car.	2013-2015
2,252	Bill “Mutt” Bryan	350 car.	1938-1940
2,192	Ken Culbertson	440 car.	1970-1972
2,169	Paul Clark	373 car.	1986-1988
2,098	Kevin Call	340 car.	2003-2005
2,078	Greg Crossley	412 car.	1990-1992

#### Rushing Attempts – Game

42	Justin Frye	at Marietta	2006
39	Justin Frye	at Gallia Academy	2006
39	Cory McCarty	at Portsmouth	2012
38	Roger Thompson	vs New Lexington	1980
37	Austin Rohr	vs Marietta	2003
37	Austin Rohr	vs Gallia Academy	2003
36	Joe Karshner	vs Marietta	1938
36	Justin Frye	vs Portsmouth	2006
35	Austin Rohr	vs Jackson	2002
34	Bill Copley	at Marietta	1990
34	Justin Frye	vs Zanesville	2006
34	Cory McCarty	at Portsmouth	2010
34	Cory McCarty	vs Warren	2011

#### Rushing Attempts – Season

280	Derek Harden	1,670	2000
251	Kevin Call	1,523	2005
248	Joe Karshner	1,197	1938
236	Quinton Evans	1,169	1995
234	Justin Frye	1,630	2006
232	Bud Magle	791	1944
227	Austin Rohr	1,387	2002
225	Kelly Wolfe	1,524	1986
223	Derek Harden	1,202	2001
220	Wayne Bateman	1,524	1999

#### Rushing Attempts – Career

638	Kelly Wolfe	3,837	1983-1986
524	Derek Harden	3,083	1999-2001
495	Cory McCarty	2,540	2010-2012
447	Justin Frye	2,997	2006-2007
442	Austin Rohr	3,114	2001-2003
440	Ken Culbertson	2,192	1970-1972
412	Wayne Bateman	2,731	1997-1999
400	Greg Crossley	2,078	1990-1992

#### Rushing Touchdowns – Game

6	Derek Harden	vs Athens	2001
6	Isaac Schmeltzer	vs Warren	2013
5	Bill “Mutt” Bryan	vs Jacksonville-Trimble	1940
5	Kelly Wolfe	at Miami Trace	1986
5	Greg Crossley	vs Warren	1992
5	John Cosgrove	vs Athens	1994
5	John Cosgrove	vs New Lexington	1994
5	Austin Rohr	at Nelsonville-York	2002

#### Rushing Touchdowns – Season

28	Derek Harden	2000
26	Kelly Wolfe	1986
24	John Cosgrove	1994
22	Justin Frye	2006
21	Justin Frye	2007
19	Derek Harden	2001
19	Wayne Bateman	1999
19	Austin Rohr	2003
17	Joe Karshner	1938
17	Lynn Strait	1957
17	Isaac Schmeltzer	2013

#### Rushing Touchdowns – Career

50	Derek Harden	1999-2001
43	Justin Frye	2006-2007
43	Kelly Wolfe	1983-1986
40	John Cosgrove	1992-1994
39	Austin Rohr	2001-2003
37	Wayne Bateman	1997-1999
31	John Gasser	1963-1965

#### Rushing Yards Per Game – Season

181.1	Justin Frye	1,630/9g	2006
171.8	Austin Rohr	1,546/9g	2003
155.1	Lynn Strait	1,396/9g	1957
152.4	John Cosgrove	1,524/10g	1994
152.3	Kevin Call	1,523/10g	2005
151.5	Kelly Wolfe	1,515/10g	1986
150.9	Bryce McBride	1,056/7g	2015



#### Rushing Yards Per Game – Career

157.7	Justin Frye	2,997/19 g	2006-2007
130.0	Wayne Bateman	2,731/21g	1997-1999
129.8	Austin Rohr	3,114/24g	2001-2003
119.9	Kelly Wolfe	3,837/32g	1983-1986
109.0	John Cosgrove	2,509/23g	1992-1994
102.7	Derek Harden	3,083/30g	1999-2001

#### Average Yards Per Carry – Game (At least 10 carries)

21.25	John Cosgrove	12/255 yards	vs New Lexington	1994
21.08	Harold Peppers	12/253 yards	at Waverly	1975
20.81	Larry Bainter	11/229 yards	vs Middleport	1960
20.27	Isaac Schmeltzer	11/223 yards	vs Portsmouth	2013
20.00	Bill “Mutt” Bryan	10/200 yards	vs Nelsonville	1940
19.07	Greg Poston	11/210 yards	vs Vinton County	1967
19.00	Larry Blair	11/209 yards	vs New Lexington	1986
18.18	Eddie Joe Grandy	11/200 yards	at Jackson	1952
17.28	Austin Rohr	14/242 yards	at Warren	2002
17.25	Wayne Bateman	12/207 yards	vs River Valley	1999

#### Yards Per Carry – Season (At least 100 carries)

9.58	John Cosgrove	1,524/159 car	1994
8.72	Lynn Strait	1,396/160 car	1957
7.54	Austin Rohr	1,546/205 car	2003
7.13	Bryce McBride	1,056/148 car	2015
7.12	Leroy “Bud” Magle	812/114 car	1945
7.12	Chuck Lowe	1,054/148 car	1969
7.03	Isaac Schmeltzer	1,040/148 car	2013
6.97	Justin Frye	1,630/234 car	2006
6.93	Wayne Bateman	1,524/220 car	1999
6.88	Bill “Mutt” Bryan	1,355/197 car	1940

#### Yards Per Carry – Career (At least 250 carries)

8.43	Bryce McBride	2,343/278 car	2013-2015
7.74	John Cosgrove	2,509/324 car	1992-1994
7.04	Austin Rohr	3,114/442 car	2001-2003
6.07	Justin Frye	2,997/447 car	2006-2007
6.63	Wayne Bateman	2,731/412 car	1997-1999
6.43	Bill “Mutt” Bryan	2,242/350 car	1938-1940
6.17	Kevin Call	2,098/340 car	2003-2005
6.01	Kelly Wolfe	3,837/638 car	1983-1986

#### Most 100-Yard Games – Season

9	Wayne Bateman	1999
9	Derek Harden	2000
8	Justin Frye	2007
8	Kelly Wolfe	1986
8	Kelly Wolfe	1985
8	Lynn Strait	1957

Most 100-Yard Games – Career

18	Kelly Wolfe	1983-1986
15	Justin Frye	2006-2007
14	Wayne Bateman	1997-1999
14	Derek Harden	1999-2001
13	Austin Rohr	2001-2003
12	John Cosgrove	1992-1994

Most 200-Yard Games – Season

5	Justin Frye	2006
4	Austin Rohr	2003
3	John Cosgrove	1994
3	Kevin Call	2005
2	Bus Hansel	1935
2	Bill “Mutt” Bryan	1940
2	Rick Krebs	1970
2	Greg Crossley	1992
2	Ryan Butcker	1996
2	Wayne Bateman	1998
2	Austin Rohr	2002
2	Cory McCarty	2011
2	Isaac Schmeltzer	2013

Most 200-Yard Games – Career

6	Austin Rohr	2001-2003
6	Justin Frye	2006-2007
4	John Cosgrove	1992-1994
4	Cory McCarty	2010-2012
3	Greg Crossley	1990-1992
3	Wayne Bateman	1997-1999
3	Kevin Call	2003-2005
3	Cory McCarty	2010-2012
3	Bryce McBride	2013-2015

300-Yard Rushing Games - Career

1	Austin Rohr	398	vs Marietta, 2003
1	Bryce McBride	328	at Athens, 2015
1	Greg Crossley	302	vs Warren, 1992

200-Yard Rushing Games

286	Joe Karshner	vs Nelsonville	1938
283	Justin Frye	at Warren	2006
275	Isaac Schmeltzer	vs Warren	2013
271	Bill “Mutt” Bryan	vs Jacksonville-Trimble	1940
270	Kevin Call	at Warren	2005
270	Cory McCarty	at Portsmouth	2012
268	Kevin Call	at Athens	2005
257	Kelly Wolfe	at Miami Trace	1986
255	John Cosgrove	vs New Lexington	1994
253	Harold Peppers	at Waverly	1975
253	Austin Rohr	at Athens	2003
245	Cory McCarty	at Newark	2012
243	Greg Crossley	at Washington Courthouse	1992
243	John Cosgrove	at Athens	1993
242	Austin Rohr	at Nelsonville-York	2002
242	Austin Rohr	at Warren	2003

239	John Cosgrove	vs Athens	1994
239	Justin Frye	at Marietta	2006
237	Justin Frye	vs Zanesville	2006
227	Ryan Butcher	vs Athens	1996
227	Bryce McBride	at Meigs	2014
226	Larry Bainter	vs Middleport	1960
226	Chuck Lowe	vs Athens	1969
226	Ken Culbertson	at Wellston	1972
225	John Corby	at Waverly	1973
225	Justin Frye	vs Athens	2006
224	Wayne Bateman	vs Athens	1998
223	Lynn Strait	vs Athens	1957
223	Rick Krebs	at Athens	1970
223	Isaac Schmeltzer	vs Portsmouth	2013
223	Bryce McBride	vs Portsmouth	2013
222	Rick Krebs	vs Waverly	1970
222	Derek Harden	at Marietta	2000
222	Austin Rohr	vs Gallia Academy	2003
219	Austin Rohr	vs Jackson	2002
218	Kelly Wolfe	vs Miami Trace	1985
216	Justin Frye	at Portsmouth	2007
214	Paul Clark	vs Warren	1988
212	Cory McCarty	at Portsmouth	2010
211	Bus Hansel	vs New Boston	1935
211	Wayne Bateman	vs Warren	1998
210	Bus Hansel	at Athens	1935
210	Greg Poston	vs Vinton County	1967
210	Greg Crossley	vs Athens	1992
210	Justin Frye	at Gallia Academy	2006
209	Larry Blair	vs New Lexington	1986
207	Ryan Butcher	vs Warren	1996
207	Wayne Bateman	vs River Valley	1999
207	Kevin Call	vs Marietta	2005
207	Cory McCarty	at Gallipolis	2011
204	John Cosgrove	at Washington Courthouse	1994
202	Roger Thompson	vs Nelsonville-York	1980
202	Derek Harden	at Athens	2001
200	Bill "Mutt" Bryan	vs Nelsonville	1940
200	Eddie Joe Grandy	at Jackson	1952
200	Cory McCarty	vs Warren	2011

### 1,000-Yard Rushing Seasons

1,670	Derek Harden	2000
1,630	Justin Frye	2006
1,546	Austin Rohr	2003
1,524	John Cosgrove	1994
1,524	Wayne Bateman	1999
1,523	Kevin Call	2005
1,515	Kelly Wolfe	1986
1,403	Kelly Wolfe	1985
1,396	Lynn Strait	1957
1,387	Austin Rohr	2002
1,367	Justin Frye	2007
1,355	Bill "Mutt" Bryan	1940
1,278	Vaughn "Bus" Hansel	1935
1,263	Greg Crossley	1992
1,214	Dale Brenning	1964
1,202	Derek Harden	2001
1,197	Joe Karshner	1938
1,169	Quinton Evans	1995
1,137	Chris Yates	1997
1,106	Wayne Bateman	1998
1,072	Cory McCarty	2012
1,069	Ryan Butcher	1996
1,066	Rick Krebs	1970
1,054	Chuck Lowe	1969
1,049	Bryce McBride	2015
1,040	Isaac Schmeltzer	2013
1,016	Bill Johnston	1941
1,000	Paul Clark	1987

### Top-Rushing Seasons by a Sophomore

905	Kelly Wolfe	202 car	5TD	1984
732	Ken Culbertson	179 car	8TD	1970
724	Chuck Kemper	174 car	9TD	1965
668	Clay Morgan	123 car	7 TD	2006
566	Cory McCarty	129 car	5 TD	2010
542	Quinton Evans	89 car	2 TD	1994
505	Bryce McBride	39 car	3 TD	2013

### Three Backs with 100+ Yards Rushing in a Game

1952, at Athens	Bob Thomas	177
	Eddie Joe Grandy	105
	Bob Emerson	101

### Two Backs with 200+ Yards Rushing in a Game

2013, vs Portsmouth	Isaac Schmeltzer	223
	Bryce McBride	223

### Two Backs with 100+ Yards Rushing in a Game

1935, at Athens	Vaughn "Bus" Hansel	205
	Jack Ucker	105
1938, vs Nelsonville	Joe Karshner	286
	Joe Thomas	129
1939, vs McArthur	Bill "Mutt" Bryan	162
	Bob McBride	140
1940, at Wellston	Bill "Mutt" Bryan	176

	Bob Johnston	139
1940, vs Middleport	Bill "Mutt" Bryan	184
	Bob Johnston	171
1941, vs Wellston	Bob Johnston	182
	Maurice Hummel	115
1945, vs Gallia Academy	Bud Magle	126
	Charles Kinney	111
1949, vs New Lexington	Johnny Saving	134
	Pete Kuhn	106
1949, vs Gallia Academy	Pete Kuhn	168
	Walter Nelson	148
1952, vs Middleport	Eddie Joe Grandy	134
	Bob Thomas	127
1952, vs Nelsonville	Bob Thomas	148
	Eddie Joe Grandy	137
1953, at Middleport	Jim St. Clair	157
	Larry Buckles	123
1958, vs Nelsonville	Duane Swartz	167
	Marvin Smart	142
1958, at Athens	Mickey Frazier	137
	Marvin Smart	118
1963, vs Gallia Academy	George Hummel	149
	Dale Brenning	109
1964, vs Middleport	George Hummel	145
	Dale Brenning	134
1970, vs Ironton	Rick Krebs	108
	Kenny Culbertson	105
1971, at Ironton	Kenny Culbertson	142
	Rick Krebs	123
1971, vs Jackson	Kenny Culbertson	119
	Craig Davidson	107
1976, vs Nelsonville-York	Harold Peppers	133
	John Kemper	121
1979, at Nelsonville-York	Roger Thompson	109
	Dave Huffman	102
1985, vs Athens	Kelly Wolfe	146
	Trey Palmerton	104
1986, vs New Lexington	Larry Blair	209
	Kelly Wolfe	126
1986, vs Athens	Kelly Wolfe	184
	Larry Blair	106
1987, vs Marietta	Paul Clark	145
	Pat Walsh	102
1987, at Warren	Paul Clark	162
	Ryan Wilson	111
1991, at Athens	Bryan Lambert	182
	Greg Crossley	111
2001, at Warren	Derek Harden	153
	Matt Mong	106
2003, at Point Pleasant (WV)	Austin Rohr	174
	Justin Coakley	111
2004, vs Athens	Kevin Call	124
	Justin Coakley	106
2005, vs Chillicothe	Kevin Call	164
	Justin Coakley	127
2005, at Athens	Kevin Call	268

2005, vs Gallia Academy	Justin Coakley	151
	Kevin Call	193
2005, at Warren	Justin Coakley	128
	Kevin Call	270
2006, vs Athens	Justin Coakley	146
	Justin Frye	225
	Clay Morgan	166
2006, at Warren	Justin Frye	283
	Clay Morgan	105
2007, vs Marietta	Zack McDaniel	115
	Clay Morgan	104
2012, at Newark	Cory McCarty	245
	Isaac Schmeltzer	165
2013, vs Newark	Isaac Schmeltzer	180
	Nick Kost	105
2013, vs Portsmouth	Isaac Schmeltzer	223
	Bryce McBride	223
2013, vs Warren	Isaac Schmeltzer	275
	Nick Kost	123
2014, at Meigs	Bryce McBride	227
	Dean Jordan	109





## LOGAN FOOTBALL PASSING RECORDS



### *Year-By-Year Leaders*

Year	Name	Yards	Att	Comp
<b>2016</b>	<b>Brady Walsh</b>	<b>886</b>	<b>168</b>	<b>68</b>
2015	Lane Little	2140	238	137
2014	Lane Little	1438	195	107
2013	Nick Kost	505	78	39
2012	Jack Music	765	151	65
2011	Kelly Long	697	109	49
2010	Jordan Jurgensmier	819	186	91
2009	Patrick Angle	2,546	302	193
2008	Patrick Angle	2,496	286	177
2007	Michael Angle	1,199	110	67
2006	Michael Angle	775	109	58
2005	Michael Angle	506	90	39
2004	Corey Spackey	1,297	185	104
2003	Corey Spackey	756	147	77
2002	David Ellis	637	111	55
2001	Alex Penrod	1,030	157	82
2000	Joe Conrad	1,902	227	138
1999	Joe Conrad	1,418	176	100
1998	Joe Conrad	971	161	67
1997	Aaron Flohr	399	76	35
1996	Austin Penrod	562	90	34
1995	Jeff Maibach	864	154	82
1994	Chad Zimmerman	1,355	120	76
1993	Brian Miller	834	155	74
1992	Brian Miller	1,004	158	79
1991	Brian Miller	644	96	42
1990	Nathan Dickerson	155	41	12
	Brian Kessler	116	46	18
1989	Scott Sigler	1,085	180	81
1988	Jimmer Breining	708	111	34
1987	Jimmer Breining	1,110	153	81
1986	Jimmer Breining	701	107	47
1985	Keith Myers	1,321	158	76
1984	Keith Myers	1,298	228	106
1983	Keith Myers	1,276	162	86
1982	Jeff Morgan	823	173	70
1981	Jim Angle	345	110	33
1980	Jim Angle	199	44	18
1979	Mike Stewart	412	74	27
1978	McDaniel	38	13	3
1977	Scott Gasser	1,228	127	72
1976	Scott Gasser	488	39	21
1975	Jeff Smith	546	86	44
1974	Jim Kemper	502	100	31
1973	Jim Kemper	1,048	128	57

1972	Jim Kemper	399	73	32
1971	Greg Smith	1,045	133	57
1970	Greg Smith	580	88	40
1969	Bob Johnston	597	71	26
1968	Bob Johnston	493	114	43
1967	Bob Johnston	546	71	30
1966	John Hansley	193	24	14
1965	John Gasser	410	68	29
1964	John Gasser	349	46	23
1963	Robbie Johnson	571	85	33
1962	Robbie Johnson	370	75	27
1961	Robbie Johnson	432	56	24
1960	Larry Bainter	877	123	58
1959	George Stump	492	60	27
1958	Mike Brown	137	37	11
1957	Mike Brown	212	37	14
1956	Gene Morgan	201	40	19
1955	Jack Dexter	75	13	5
	Jim St. Clair	66	35	7
1954	Jim St. Clair	108	15	9
1953	Ron Dennis	103	15	6
1952	Bob Emerson	285	48	18
1951	Bob Emerson	475	95	40
1950	Walter Nelson	196	39	17
	Bill Voris	190	53	16
1949	Pete Kuhn			
1948	Lonnie Bail	233	32	14
	Pete Kuhn	230	38	15
	Ron Soliday	224	36	13
1947	Dale Mowery	277	49	24
1946	Dale Mowery	297	49	21
1945	Bud Magle	203	32	12
1944	Bud Magle	262	58	23
1943	Jim Hummel			
	Bob Johnston			
1942	Jim Hummel			
1941	Morris Hummel	299	51	18
1940	Bill "Mutt" Bryan	323	67	19
1939	Bob McBride	164	31	8
1938	Joe Karshner			
1937	Jim Richardson	868	121	55



## INDIVIDUAL PASSING RECORDS

### Passing Yards – Game

324	Patrick Angle	26-35	at Pickerington North	2008
321	Lane Little	21-29	vs Cambridge	2015
306	Lane Little	23-40	vs Lancaster	2014
302	Patrick Angle	20-25	vs Ironton	2008
300	Keith Myers	11-20	vs Miami Trace	1985
285	Kelly Long	11-19	vs Jackson	2011
283	Patrick Angle	20-35	at Gallia Academy	2009
278	Lane Little	18-34	vs Jackson	2015
277	Lane Little	16-29	at Teays Valley	2014
263	Joe Conrad	16-30	at Pickerington *	1999

\* = OHSAA State Playoff Game

### Passing Yards – Season

2,546	Patrick Angle	193-302	2009
2,496	Patrick Angle	177-286	2008
2,140	Lane Little	137-238	2015
1,902	Joe Conrad	138-227	2000
1,438	Lane Little	107-195	2014
1,418	Joe Conrad	100-176	1999
1,355	Chad Zimmerman	76-120	1994
1,321	Keith Myers	76-158	1985
1,298	Keith Myers	106-228	1984
1,297	Corey Spackey	104-185	2004

1,276	Keith Myers	86-162	1983
1,228	Scott Gasser	72-127	1977
1,199	Michael Angle	67-110	2007
1,110	Jimmer Breining	81-153	1987
1,094	Chris Sigler	81-180	1989
1,048	Jim Kemper	57-128	1973
1,045	Greg Smith	57-133	1971
1,007	Alex Penrod	77-150	2001
1,004	Brian Miller	79-158	1992

### Passing Yards – Career

5,112	Patrick Angle	377-596	2007-2009
4,248	Joe Conrad	306-564	1998-2000
3,941	Keith Myers	272-559	1982-1985
3,644	Lane Little	250-445	2013-2015
2,519	Jimmer Breining	162-371	1986-1988
2,482	Brian Miller	195-409	1991-1993
2,480	Michael Angle	164-309	2005-2007
2,112	Corey Spackey	184-335	2002-2004
1,949	Jim Kemper	120-301	1972-1974
1,773	Greg Smith	106-240	1969-1971
1,750	Scott Gasser	94-170	1975-1977

Pass Attempts – Game				
40	Lane Little	23 comp	vs Lancaster	2014
38	Patrick Angle	19 comp	vs Louisville *	2008
37	Keith Myers	18 comp	vs Cols Wherle	1984
37	Keith Myers	17 comp	vs Cadiz	1984
35	Patrick Angle	26 comp	at Pickerington North	2008
35	Patrick Angle	20 comp	at Gallia Academy	2009
35	Patrick Angle	22 comp	vs Canal Winchester *	2009
34	Joe Conrad	17 comp	vs Upper Arlington *	2000
34	Patrick Angle	27 comp	vs Pickerington North	2009
34	Lane Little	18 comp	vs Jackson	2015

\* = OHSAA State Playoff Game

Pass Attempts – Season			
302	Patrick Angle	193 comp	2009
286	Patrick Angle	177 comp	2008
238	Lane Little	137 comp	2015
228	Keith Myers	106 comp	1984
227	Joe Conrad	138 comp	2000
195	Lane Little	107 comp	2014
186	Jordan Jurgensmier	91 comp	2010
185	Corey Spackey	104 comp	2004
181	Chris Sigler	81 comp	1989
176	Joe Conrad	100 comp	1999

Pass Attempts – Career			
596	Patrick Angle	377 comp	2007-2009
564	Joe Conrad	306 comp	1998-2000
559	Keith Myers	265 comp	1982-1985
445	Lane Little	250 comp.	2013-2015
407	Brian Miller	195 comp	1991-1993
371	Jimmer Breining	162 comp	1986-1988
335	Corey Spackey	184 comp	2002-2004
309	Michael Angle	164 comp.	2005-2007
301	Jim Kemper	120 comp	1972-1974

Pass Completions – Game				
27	Patrick Angle	34 att	vs Pickerington North	2009
26	Patrick Angle	35 att	at Pickerington North	2008
23	Lane Little	40 att	vs Lancaster	2014
22	Patrick Angle	35 att	vs Canal Winchester *	2009
21	Keith Myers	31 att	vs Jackson	1983
21	Corey Spackey	32 att	vs Lancaster	2004
21	Lane Little	29 att	vs Cambridge	2015
20	Patrick Angle	25 att	vs Ironton	2008
20	Patrick Angle	35 att	at Gallia Academy	2009
19	Patrick Angle	38 att	vs Louisville *	2008
19	Lane Little	30 att	vs Warren	2015

\* = OHSAA State Playoff Game

Pass Completions – Season

193	Patrick Angle	302 att	2009
177	Patrick Angle	286 att	2008
138	Joe Conrad	227 att	2000
137	Lane Little	238 att	2015
107	Lane Little	195 att	2014
106	Keith Myers	228 att	1984
104	Corey Spackey	185 att	2004
100	Joe Conrad	176 att	1999
91	Jordan Jugensmier	186 att	2010
86	Keith Myers	162 att	1983

Pass Completions – Career

377	Patrick Angle	596 att	2007-2009
306	Joe Conrad	564 att	1998-2000
265	Keith Myers	559 att	1982-1985
250	Lane Little	445 att.	2013-2015
195	Brian Miller	407 att	1991-1993
184	Corey Spackey	335 att	2002-2004
164	Michael Angle	309 att.	2005-2007
162	Jimmer Breining	371 att	1986-1988
120	Jim Kemper	301 att	1972-1974
106	Greg Smith	240 att	1969-1971
103	Jordan Jurgensmier	210 att	2008-2010

Passes Had Intercepted – Game

5	Jim Kemper	at Ironton	1973
5	Keith Myers	vs Cadiz	1984
4	Keith Myers	at Cols Beechcroft	1984
4	Scott Sigler	at Athens	1989
4	Patrick Angle	vs Louisville	2008

Passes Had Intercepted – Season

21	Keith Myers	1984
13	Scott Sigler	1989
12	Jim Kemper	1974
11	Keith Myers	1983
11	Jimmer Breining	1986
11	Jimmer Breining	1987
11	Patrick Angle	2008
11	Jordan Jurgensmier	2010
10	Jim “Red” Richardson	1937
10	Corey Spackey	2003
10	Corey Spackey	2004

Passes Had Intercepted – Career

40	Keith Myers	1983-1985
31	Jimmer Breining	1986-1988
29	Jim Kemper	1972-1974
20	Corey Spackey	2002-2004
19	Joe Conrad	1998-2000
16	Patrick Angle	2007-2009

Completion Percentage – Game (At least 10 Attempts)

1.00	Patrick Angle	15-15	at Hamilton Township	2009
.900	Patrick Angle	18-20	vs Jackson	2009
.888	Joe Conrad	16-18	vs Pickerington*	2000
.818	Michael Angle	9-11	vs Gallia Academy	2007
.800	Jimmer Breining	8-10	at Athens	1987
.800	Aaron Flohr	8-10	at Point Pleasant	1997
.800	Joe Conrad	12-15	at Warren	1999
.800	Patrick Angle	20-25	vs Ironton	2008
.800	Nick Kost	8-10	vs Jackson	2013
.794	Patrick Angle	27-34	vs Pickerington North	2009

\* = OHSAA State Playoff Game

Completion Percentage – Season

.639	Patrick Angle	193-302	2009
.633	Chad Zimmerman	76-120	1994
.612	Patrick Angle	177-286	2008
.609	Michael Angle	67-110	2007
.608	Joe Conrad	138-227	2000
.575	Lane Little	137-238	2015
.568	Joe Conrad	100-176	1999
.567	Scott Gasser	72-127	1977
.562	Corey Spackey	104-185	2004
.549	Lane Little	107-195	2014

Completion Percentage – Career

.632	Patrick Angle	377-596	2007-2009
.562	Lane Little	250-445	2013-2015
.549	Corey Spackey	184-335	2002-2004
.542	Joe Conrad	306-564	1998-2000
.531	Michael Angle	164-309	2005-2007
.490	Jordan Jurgensmier	103-210	2008-2010
.487	Keith Myers	272-559	1982-1985
.476	Brian Miller	195-409	1991-1993
.442	Greg Smith	106-240	1969-1971
.437	Jimmer Breining	162-371	1986-1988
.427	Scott Sigler	89-208	1987-1989

Touchdown Passes – Game

5	Lane Little	vs Cambridge	2015
5	Lane Little	at Gallia Academy	2015
4	Jim Richardson	vs Circleville	1937
4	Scott Gasser	vs Athens	1977
4	Keith Myers	vs Gallia Academy	1983
4	Chad Zimmerman	vs River Valley	1994
4	Patrick Angle	vs Ironton	2008
4	Patrick Angle	at Hamilton Township	2009
4	Patrick Angle	vs Marietta	2009
4	Patrick Angle	vs Jackson	2009
4	Lane Little	vs Lancaster	2014
4	Lane Little	at Teays Valley	2014
4	Lane Little	vs Meigs	2015

Touchdown Passes – Season

30	Lane Little	2015
26	Patrick Angle	2009
25	Patrick Angle	2008
19	Keith Myers	1985
16	Joe Conrad	2000
16	Michael Angle	2007
15	Corey Spackey	2004
14	Lane Little	2014
13	Chad Zimmerman	1994
12	Scott Gasser	1977
12	Keith Myers	1983
12	Jimmer Breining	1987

Touchdown Passes – Career

53	Patrick Angle	2007-2009
44	Lane Little	2013-2015
41	Keith Myers	1982-1985
34	Joe Conrad	1998-2000
24	Michael Angle	2005-2007
23	Jimmer Breining	1986-1988
17	Scott Gasser	1975-1977
17	Corey Spackey	2002-2004
16	Jim Kemper	1972-1974

Passing Yards Per Game – Season

214	Lane Little	2,140/10 g	2015
212.2	Patrick Angle	2,546/12 g	2009
208.0	Patrick Angle	2,496/12 g	2008
159.8	Lane Little	1,438/9 g	2014
146.3	Joe Conrad	1,902/13 g	2000
135.5	Chad Zimmerman	1,355/10 g	1994
132.1	Keith Myers	1,321/10 g	1985
129.8	Keith Myers	1,298/10 g	1984
129.7	Corey Spackey	1,297/10 g	2004
128.9	Joe Conrad	1,418/11 g	1999

Passing Yards Per Game – Career

189.3	Patrick Angle	5,112/27 g	2007-2009
182.2	Lane Little	3,644/20 g	2013-2015
129.9	Joe Conrad	4,291/34 g	1998-2000
123.2	Keith Myers	3,941/32 g	1982-1985
107.5	Chad Zimmerman	1,505/14 g	1992-1994
96.0	Corey Spackey	2,112/22 g	2002-2004
92.1	Scott Gasser	1,750/19 g	1975-1977
84.0	Jimmer Breining	2,519/30 g	1986-1988
81.6	Brian Miller	2,482/30 g	1991-1993
80.9	Scott Sigler	1,214/15 g	1987-1989

Pass Efficiency Rating – Game (Min 10 attempts)

329.12	Patrick Angle	at Hamilton Township	2009
306.67	Lane Little	at Athens	2015
302.40	Greg Smith	at Nelsonville-York	1971
302.25	Joe Conrad	at River Valley	2000
294.55	Michael Angle	vs Gallia Academy	2007
285.83	Keith Myers	vs Gallia Academy	1983
272.84	Nick Kost	vs Jackson	2013
262.14	Corey Spackey	vs Warren	2004
262.08	Michael Angle	vs Chillicothe	2007
259.80	Chad Zimmerman	vs Warren	1994

\* = OHSAA State Playoff Game

Pass Efficiency Rating – Season (Min 100 attempts)

189.56	Michael Angle	2007
188.93	Chad Zimmerman	1994
170.49	Lane Little	2015
161.22	Scott Gasser	1977
159.82	Patrick Angle	2009
156.35	Patrick Angle	2008
148.27	Joe Conrad	2000
147.88	Keith Myers	1985
139.84	Joe Conrad	1999
137.43	Lane Little	2014

Pass Efficiency Rating – Career (Min 200 attempts)

159.28	Patrick Angle	2007-2009
154.00	Lane Little	2013-2015
137.06	Michael Angle	2005-2007
130.68	Joe Conrad	1998-2000
117.77	Keith Myers	1982-1985
113.80	Greg Smith	1969-1971
112.69	Corey Spackey	2002-2004
105.94	Robbie Johnson	1961-1963
104.44	Jimmer Breining	1986-1988

Consecutive Passes Complete – Game

15	Patrick Angle	vs Pickerinton North	2009
15	Patrick Angle	at Hamilton Township	2009
14	Joe Conrad	vs Pickerington *	2000

\* = OHSAA State Playoff game

300-Yard Passing Games – Season

2	Patrick Angle	324yds	at Pickerinton No	2008
	Patrick Angle	302yds	vs Ironton	2008
1	Keith Myers	300yds	vs Miami Trace	1985
1	Lane Little	306yds	vs Lancaster	2014
1	Lane Little	321yds	vs Cambridge	2015

200-Yard Passing Games – Season

8	Patrick Angle	2009
6	Lane Little	2015
5	Patrick Angle	2008
3	Chad Zimmerman	1994
3	Joe Conrad	2000
2	Keith Myers	1983
2	Lane Little	2014

200-Yard Passing Games – Career

13	Patrick Angle	2007-2009
8	Lane Little	2013-2015
4	Keith Myers	1982-1985
4	Joe Conrad	1998-2000
3	Chad Zimmerman	1993-1994

100-Yard Passing Games – Season

12	Patrick Angle	2009
11	Patrick Angle	2008
10	Lane Little	2015
8	Lane Little	2014
8	Keith Myers	1983
8	Keith Myers	1984
8	Chad Zimmerman	1994
8	Joe Conrad	1999
8	Joe Conrad	2000
7	Scott Gasser	1977
7	Keith Myers	1985

100-Yard Passing Games – Career

23	Keith Myers	1982-1985
23	Patrick Angle	2007-2009
20	Joe Conrad	1998-2000
18	Lane Little	2013-2015
12	Brian Miller	1991-1993
11	Corey Spackey	2002-2004
10	Michael Angle	2005-2007
9	Jim Kemper	1972-1974
9	Scott Gasser	1975-1977

Consecutive 200-Yard Passing Games – Season/Career

4	Patrick Angle	2009
2	Chad Zimmerman	1994
2	Joe Conrad	2000
2	Patrick Angle	2008
2	Lane Little	2014
2	Lane Little	2015
2	Lane Little	2015

#### Consecutive 100-Yard Passing Games – Season

12	Patrick Angle	2009
11	Patrick Angle	2008
10	Lane Little	2015
6	Keith Myers	1985
6	Chad Zimmerman	1994
6	Joe Conrad	2000
5	Jim Kemper	1973
5	Scott Gasser	1977
5	Keith Myers	1983
5	Corey Spackey	2004
5	Lane Little	2014

#### Consecutive 100-Yard Passing Games – Career

23	Patrick Angle	Week 2, 2008 – Week 12, 2009
13	Lane Little	Week 7, 2014-Week 10, 2015
10	Keith Myers	4, 1984; 6, 1985
6	Chad Zimmerman	1994
6	Joe Conrad	2000

#### 300-Yard Passing Games

324	Patrick Angle	at Pickerington North, 2008
321	Lane Little	vs Cambridge, 2015
306	Lane Little	vs Lancaster, 2014
302	Patrick Angle	vs Ironton, 2008
300	Keith Myers	vs Miami Trace 1985

#### 200-Yard Passing Games (Since 1940)

285	Kelly Long	vs Jackson	2011
283	Patrick Angle	at Gallia Academy	2009
278	Lane Little	vs Jackson	2015
277	Lane Little	at Teays Valley	2014
263	Joe Conrad	at Pickerington *	1999
259	Jeff Morgan	vs Miller	1982
259	Lane Little	at Gallia Academy	2015
254	Lane Little	at Nelsonville-York	2015
253	Patrick Angle	vs Pickerington North	2009
252	Patrick Angle	at Lancaster	2009
251	Patrick Angle	at Hamilton Township	2009
250	Patrick Angle	vs Jackson	2009
245	Patrick Angle	vs Chillicothe	2009
242	Patrick Angle	vs Gallia Academy	2008
242	Patrick Angle	vs Zanesville	2008
240	Keith Myers	vs Jackson	1983
240	Patrick Angle	at Jackson	2008
236	Chad Zimmerman	at River Valley	1994
233	Corey Spackey	vs Lancaster	2004
229	Patrick Angle	vs Canal Winchester *	2009
225	Lane Little	at Athens	2015
224	Jim Kemper	vs Wellston	1973
224	Keith Myers	vs Gallia Academy	1983
223	Lane Little	vs Warren	2015
222	Joe Conrad	at River Valley	2000
219	Scott Sigler	vs Gallia Academy	1989
217	Joe Conrad	at Westerville South *	2000
213	Keith Myers	vs Cadiz	1984



213	Patrick Angle	at Warren	2009
211	David Ellis	at Zanesville	2002
210	Greg Smith	at Nelsonville-York	1971
210	Chad Zimmerman	at Marietta	1994
209	Jimmer Breining	vs Gallia Academy	1987
208	Chad Zimmerman	vs Warren	1994
206	Patrick Angle	vs Dublin Jerome *	2008
204	Jack Music	at Jackson	2012
202	Joe Conrad	vs New Lexington	2000
200	Michael Angle	vs Gallia Academy	2007

\* = OHSAA State Playoff Game

#### 1000-yard Passing Seasons

2,546	Patrick Angle	193-302	2009
2,496	Patrick Angle	177-286	2008
2,140	Lane Little	137-238	2015
1,902	Joe Conrad	138-227	2000
1,438	Lane Little	107-195	2014
1,418	Joe Conrad	100-176	1999
1,355	Chad Zimmerman	76-120	1994
1,321	Keith Myers	76-158	1985
1,298	Keith Myers	106-228	1984
1,297	Corey Spackey	104-185	2004
1,276	Keith Myers	86-162	1983
1,228	Scott Gasser	72-127	1977
1,199	Michael Angle	67-110	2007
1,110	Jimmer Breining	81-153	1987
1,094	Chris Sigler	81-180	1989
1,048	Jim Kemper	57-128	1973
1,045	Greg Smith	57-133	1971
1,007	Alex Penrod	77-150	2001
1,004	Brian Miller	79-158	1992





## LOGAN FOOTBALL RECEIVING RECORDS



### *Year-By-Year Leaders*

Year	Name	Receptions	Yards
<b>2016</b>	<b>Jenson Wallace</b>	<b>26</b>	<b>341</b>
2015	Isaiah Smith	58	1,004
2014	Chance Cox	41	513
	Isaiah Smith	37	544
2013	Isaiah Smith	14	199
2012	Nick Maniskas	17	199
2011	Isaac Lindsey	45	527
2010	Isaac Lindsey	36	408
2009	Mason Mays	60	845
2008	Mason Mays	57	852
2007	Lucas Wright	28	596
2006	Lucas Wright	18	224
2005	Lucas Wright	16	245
2004	B.J. Hughes	44	556
2003	Patrick Howe	20	192
2002	Jason Dicken	20	249
2001	Matt Mong	25	365
2000	Johnny Conrad	32	509
1999	Johnny Conrad	33	338
1998	Josh Wolfe	16	262
1997	Cook	14	234
1996	Jonathan Ogg	20	392
1995	Alex Clutter	29	399
1994	Eric Cox	38	791
1993	Eric Cox	24	301
1992	Eric Cox	20	227
	Matt Mellinger	17	236
1991	Dustin Mowery	22	378
1990	Bill Copley	8	87
1989	Jason Allison	26	328
1988	Nick Maniskas	13	312
1987	Jose Medina	32	500
	Rodney Krannitz	32	453
1986	Jose Medina	26	399
1985	D.J. Conrad	43	894
1984	Scott Farrar	30	507
	D.J. Conrad	30	331
1983	Rodney Mowery	35	639
1982	Mitch Trucco	22	262
	Rodney Mowery	20	344
1981	Eric Griggs	12	116
1980	Mark Morgan	18	183
1979	Mark Ruggles	9	145
1978	Klingenberg	3	38

1977	Mark Armstrong	30	619
1976	Mark Armstrong	10	292
1975	Scott Hubbard	29	415
1974	Scott Hubbard	10	292
	Mark Schmitter	10	188
1973	Dave Krebs	18	459
1972	Dave Krebs	12	127
1971	Chuck Helber	23	398
1970	Chuck Helber	12	180
	Jeff Smith	11	186
1969	Mark Shaw	16	297
1968	Chuck Conrad	28	296
1967	Greg Poston	8	227
	Mel Brooker	8	91
1966	Bill Westfall	11	161
1965	Chuck Kemper	16	180
1964	George Hummel	10	151
1963	Dick Stevens	13	212
1962	Chuck Daubenmier	14	153
	Dick Stevens	10	161
1961	Ron Brimmer	8	116
	Curt Hilton	7	187
1960	Ron Brimmer	21	276
	John Sigler	17	290
1959	Mickey Frazier	15	318
1958	Mickey Frazier	3	59
	Carl Gaffin	3	22
1957	Gene Morgan	10	244
1956	Keith Schultz	9	76
1955	Jack Dexter	6	44
	Gene Morgan	4	66
1954	Roger Kuhn	12	161
1953	Roger Kuhn	9	74
1952	Larry Roberts	11	200
1951	Jack Heft	17	252
1950	Jack Heft	10	108
1949	Dick Martin		
1948	Ronnie Soliday	12	251
1947	Eddie Wallace	13	199
1946	Dave Bell	17	241
1945	Dave Bell	11	145
1944	Earl Blake		

## INDIVIDUAL RECEIVING RECORDS

### Pass Receptions – Game

14	Zach McDaniel	vs Pickerington North	2009
10	Mason Mays	at Pickerington North	2008
10	Isaiah Smith	vs Warren	2015
9	D.J. Conrad	vs Miami Trace	1985
9	B.J. Hughes	vs Lancaster	2004
9	B.J. Hughes	at Chillicothe	2004
9	Zach McDaniel	vs Canal Winchester *	2009
9	Mason Mays	vs Brookhaven *	2009
9	Isaiah Smith	vs Lancaster	2014
9	Isaiah Smith	vs Jackson	2015

### Pass Receptions – Season

60	Mason Mays	845 yards	2009
58	Zach McDaniel	774 yards	2009
58	Isaiah Smith	1,004 yards	2015
57	Mason Mays	852 yards	2008
45	Jordan Rutter	659 yards	2009
45	Isaac Lindsey	527 yards	2011
44	B.J. Hughes	556 yards	2004
43	D.J. Conrad	894 yards	1985
41	Chance Cox	513 yards	2014
38	Eric Cox	791 yards	1994

### Pass Receptions – Career

121	Mason Mays	1,779 yards	2007-2009
109	Isaiah Smith	1,747 yards	2013-2015
85	Isaac Lindsey	1,056 yards	2009-2011
82	Eric Cox	1,319 yards	1992-1994
79	Jose Medina	1,175 yards	1985-1987
73	D.J. Conrad	1,225 yards	1984-1985
70	Zach McDaniel	940 yards	2008-2009
68	B.J. Hughes	811 yards	2002-2004
66	Johnny Conrad	890 yards	1998-2000
66	Jordan Rutter	968 yards	2008-2009
62	Lucas Wright	1065 yards	2005-2007

### Pass Reception Yards – Game

260	D.J. Conrad	vs Miami Trace	1985
236	Eric Cox	vs River Valley	1994
173	Mason Mays	at Pickerington North	2008
169	Zach McDaniel	vs Pickerington North	2009
167	B.J. Hughes	vs Lancaster	2004
165	Mark Armstrong	vs Athens	1977
158	Sean Wotring	vs Jackson	2011
150	Lucas Wright	vs Gallia Academy	2007
149	Isaiah Smith	at Gallia Academy	2015
148	D.J. Conrad	vs Cols. Walnut Ridge	1985

Pass Reception Yards – Season

1,004	Isaiah Smith	58 receptions	2015
894	D.J. Conrad	43 receptions	1985
852	Mason Mays	57 receptions	2008
845	Mason Mays	60 receptions	2009
791	Eric Cox	38 receptions	1994
774	Zach McDaniel	58 receptions	2009
659	Jordan Rutter	45 receptions	2009
639	Rodney Mowery	35 receptions	1983
619	Mark Armstrong	30 receptions	1977
596	Lucas Wright	28 receptions	2007

Pass Reception Yards – Career

1,779	Mason Mays	121 receptions	2007-2009
1,747	Isaiah Smith	109 receptions	2013-2015
1,319	Eric Cox	82 receptions	1992-1994
1,225	D.J. Conrad	73 receptions	1984-1985
1,175	Jose Medina	79 receptions	1985-1987
1,065	Lucas Wright	62 receptions	2005-2007
1,056	Isaac Lindsey	85 receptions	2009-2011
983	Rodney Mowery	55 receptions	1982-1983
968	Jordan Rutter	66 receptions	2008-2009
940	Zach McDaniel	70 receptions	2008-2009

Average Yards Per Catch – Game

40.00	Isaiah Smith	3/120 yards	vs Nelsonville-York	2014
39.50	Sean Wotring	4/158 yards	vs Jackson	2011
37.50	Lucas Wright	4/150 yards	vs Gallia Academy	2007
34.75	Isaiah Smith	4/139 yards	at Athens	2015
34.50	Donnie Stevens	4/138 yards	at Jackson	2012
30.50	Jenson Wallace	4/122 yards	vs Jackson	2015
29.25	D.J. Conrad	4/117 yards	at Cols Wherle	1985
29.25	Zach McDaniel	4/117 yards	at Hamilton Township	2009
28.75	O’Neal “Peck” Mowery	4/115 yards	vs Glouster	1939
28.60	Bill Copley	5/143 yards	vs Marietta	1989

Average Yards Per Catch – Season (Atleast 15 catches)

25.5	Dave Krebs	18-459 yards	1973
21.3	Lucas Wright	62-596 yards	2007
21.2	Mickey Frazier	15-318 yards	1959
20.9	Marty Hallett	19-398 yards	1977
20.8	Eric Cox	38-791 yards	1994
20.79	D.J. Conrad	43-894 yards	1985
20.63	Mark Armstrong	30-619 yards	1977

Average Yards Per Catch – Career (Atleast 40 catches)

22.8	Mark Armstrong	40-911 yards	1975-1977
17.9	Rodney Mowery	55-983 yards	1982-1983
17.6	Ryan Wykle	42-740 yards	1998-2000
17.2	Lucas Wright	62-1065 yards	2005-2007
16.7	D.J. Conrad	73-1225 yards	1984-1985
16.03	Isaiah Smith	109-1,747 yards	2013-2015
16.0	Eric Cox	82-1319 yards	1992-1994

#### Receptions Per Game – Season

5.80	Isaiah Smith	58/10 games	2015
5.00	Mason Mays	60/12 games	2009
4.83	Zach McDaniel	58/12 games	2009
4.75	Mason Mays	57/12 games	2008
4.50	Isaac Lindsey	45/10 games	2011
4.4	B.J. Hughes	44/10 games	2004
4.3	D.J. Conrad	43/10 games	1985
3.8	Eric Cox	38/10 games	1994
3.75	Jordan Rutter	45/12 games	2009
3.6	Isaac Lindsey	36/10 games	2010

#### Receptions Per Game – Career

4.3	Mason Mays	121/28 games	2007-2009
3.7	Isaac Lindsey	85/23 games	2009-2011
3.6	D.J. Conrad	73/20 games	1984-1985
3.6	Isaiah Smith	109/30 games	2013-2015
3.2	Zach McDaniel	70/22 games	2008-2009
<b>3.0</b>	<b>Jenson Wallace</b>	<b>60/20 games</b>	<b>2015-2016</b>
2.75	Rodney Mowery	55/20 games	1982-1983
2.75	Jordan Rutter	66/24 games	2008-2009
2.73	Eric Cox	82/30 games	1992-1994
2.6	B.J. Hughes	68/26 games	2002-2004

#### Touchdown Receptions – Game

4	Eric Cox	at River Valley	1994
3	Mickey Frazier	at Nelsonville	1959
3	Larry Conrad	vs Cols. Centennial	1983
3	D.J. Conrad	vs Miami Trace	1985
3	D.J. Conrad	at Cols. Walnut Ridge	1985
3	Mason Mays	at Lancaster	2009
3	Chance Cox	vs Lancaster	2014
3	Isaiah Smith	at Athens	2015
3	Isaiah Smith	at Gallia Academy	2015
3	Isaiah Smith	vs Warren	2015

#### Touchdown Receptions – Season

18	Isaiah Smith	2015
13	D.J. Conrad	1985
13	Mason Mays	2008
11	Mason Mays	2009
9	Eric Cox	1994
9	B.J. Hughes	2004
7	Mark Armstrong	1977
7	John Huffman	1979
7	Larry Conrad	1983
7	Isaiah Smith	2014

#### Touchdown Receptions – Career

28	Isaiah Smith	2013-2015
25	Mason Mays	2007-2009
17	D.J. Conrad	1984-1985
11	Marty Hallet	1975-1977
11	John Conrad	1998-2000
<b>11</b>	<b>Jenson Wallace</b>	<b>2015-2016</b>
10	Mark Armstrong	1976-1977
10	Jose Medina	1985-1987
10	Lucas Wright	2005-2007

#### Consecutive Games Catching a Pass – Career

26	Isaiah Smith	Week 5 of 2013-Week 10 of 2015
24	Mason Mays	Week 1 of 2008-Week 12 of 2009
20	Isaac Lindsey	Week 1 of 2010-Week 10 of 2011
12	Eric Cox	Week 9 of 1993-Week 10 of 1994
11	D.J. Conrad	Week 7 of 1984-Week 8 of 1985

#### Most 100+ Yard Games – Season

7	Isaiah Smith	2015
3	D.J. Conrad	1985
2	Dave Krebs	1973
2	Scott Gasser	1977
2	Scott Farrar	1984
2	Eric Cox	1994
2	Zach McDaniel	2009
2	Mason Mays	2009
2	Isaiah Smith	2014

#### Most 100+ Yard Games – Career

10	Isaiah Smith	2013-
3	D.J. Conrad	1984-1985
3	Mason Mays	2007-2009
<b>3</b>	<b>Jenson Wallace</b>	<b>2015-2016</b>

#### 200-Yard Receiving Games – Career

254	D.J. Conrad	9 catches	vs Miami Trace	1985
236	Eric Cox	4 catches	vs Warren	1994

#### 2 Receivers with 100+-Yards Receiving in a Game

116	Isaiah Smith	9 catches	vs Jackson	2015
AND...				
122	Jenson Wallace	4 catches	vs Jackson	2015

#### 100+-Yard Receiving Games

173	Mason Mays	10 catches	at Pickerinton North	2008
169	Zach McDaniel	14 catches	vs Pickerington North	2009
167	B.J. Hughes	9 catches	vs Lancaster	2004
165	Mark Armstrong	6 catches	vs Athens	1977
158	Sean Wotring	4 catches	vs Jackson	2011
150	Lucas Wright	4 catches	vs Gallia Academy	2007
149	Isaiah Smith	6 catches	at Gallia Academy	2015
148	D.J. Conrad	7 catches	at Walnut Ridge	1985
147	Eric Cox	4 catches	vs Warren	1994
147	Chance Cox	8 catches	vs Lancaster	2014
144	Dave Krebs	3 catches	vs Wellston	1973

143	Bill Copley	5 catches	vs Marietta	1989
142	Bill Westfall	3 catches	vs Middleport	1966
139	Isaiah Smith	4 catches	at Athens	2015
139	Isaiah Smith	10 catches	vs Warren	2015
138	Donnie Stevens	4 catches	at Jackson	2012
136	Mickey Frazier	3 catches	at Nelsonville	1959
132	Isaiah Smith	6 catches	at Nelsonville-York	2015
129	Mason Mays	6 catches	at Lancaster	2009
126	Scott Farrar	8 catches	at Gallia Academy	1984
125	Isaiah Smith	6 catches	at Shadyside	2015
122	Jenson Wallace	6 catches	vs Cambridge	2015
122	Jenson Wallace	4 catches	vs Jackson	2015
121	Isaiah Smith	8 catches	at St. Francis DeSales	2015
120	Isaiah Smith	4 catches	vs Nelsonville-York	2014
119	Rodney Mowery	7 catches	vs Miller	1982
119	Ryan Wykle	5 catches	vs New Lexington	2000
117	D.J. Conrad	4 catches	at Cols Wherle	1985
117	Zach McDaniel	4 catches	at Hamilton Township	2009
116	Isaiah Smith	9 catches	vs Jackson	2015
115	Peck Mowery	4 catches	vs Glouster	1939
115	Nick Maniskas	3 catches	at Nelsonville-York	1988
115	Mason Mays	9 catches	vs Brookhaven *	2009
114	Chuck Helber	5 catches	at Hilliard	1971
112	Ryan Wykle	2 catches	at Point Pleasant	1999
109	Mark Armstrong	4 catches	vs Jackson	1977
108	Jason Dicken	6 catches	at Nelsonville-York	2002
108	Isaiah Smith	5 catches	at Teays Valley	2014
107	John Conrad	7 catches	at Marietta	2000
106	Isaiah Smith	3 catches	vs Jackson	2013
105	Rodney Mowery	4 catches	vs Gallia Academy	1983
105	Scott Farrar	6 catches	vs Cadiz	1984
105	Travis Keirns	4 catches	vs Marietta	1999
103	Dave Krebs	4 catches	vs Jackson	1973
102	Brian Davidson	3 catches	at Waverly	1971
101	Isaac Lindsey	6 catches	vs Pickerington North	2011
<b>100</b>	<b>Jenson Wallace</b>	<b>4 catches</b>	<b>at Warren</b>	<b>2016</b>







## LOGAN FOOTBALL SCORING & KICKING RECORDS



### Year-By-Year Leaders

Year	Name	Points	TD	1P	2P	FG
<b>2016</b>	<b>Jenson Wallace</b>	<b>36</b>	<b>6</b>	<b>0</b>	<b>0</b>	<b>0</b>
2015	Isaiah Smith	124	19	4	3	0
2014	Isaiah Smith	76	9	22	0	0
2013	Isaac Schmeltzer	120	20	0	0	0
2012	Isaac Schmeltzer	44	7	0	1	0
2011	Cory McCarty	54	9	0	0	54
2010	Derek Montgomery	40	0	16	0	8
2009	Mason Mays	96	16	0	0	0
2008	Clay Morgan	78	13	0	0	0
	Mason Mays	78	13	0	0	0
2007	Justin Frye	132	22	0	0	0
2006	Justin Frye	132	22	0	0	0
2005	Kevin Call	90	15	0	0	0
2004	BJ Hughes	54	9	0	0	0
2003	Austin Rohr	114	19	0	0	0
2002	Austin Rohr	104	17	0	1	0
2001	Derek Harden	114	19	0	0	0
2000	Derek Harden	176	29	0	1	0
1999	Wayne Bateman	124	20	0	2	0
1998	Wayne Bateman	102	17	0	0	0
1997	Chris Yates	60	10	0	0	0
1996	Ryan Butcher	82	13	0	2	0
1995	Quinton Evans	100	16	0	2	0
1994	John Cosgrove	174	29	0	0	0
1993	John Cosgrove	98	16	0	1	0
1992	Greg Crossley	108	18	0	0	0
1991	Bryan Lambert	72	12	0	0	0
1990	Bill Copley	38	5	2	0	2
1989	Bill Copley	62	10	0	1	0
1988	Paul Clark	62	10	0	1	0
1987	Paul Clark	72	12	0	0	0
1986	Kelly Wolfe	168	28	0	0	0
1985	DJ Conrad	78	13	0	0	0
1984	Kelly Wolfe	34	5	0	2	0
1983	Rodney Mowery	42	7	0	0	0
	Larry Conrad	42	7	0	0	0
1982	Bryan Walke	46	7	0	2	0
1981	Eric Griggs	18	3	0	0	0
1980	Roger Thompson	66	11	0	0	0
1979	John Huffman	42	7	0	0	0
1978	Erwin	6	1	0	0	0
1977	John Kemper	134	22	0	1	0
1976	Harold Peppers	98	14	0	4	0
1975	Harold Peppers	66	11	0	0	0

1974	Don Danison	24	4	0	0	0
1973	Jim Kemper	38	5	0	4	0
1972	Ken Culbertson	56	8	0	4	0
1971	Ken Culbertson	58	9	0	2	0
	Brian Davidson	58	7	0	8	0
1970	Rick Krebs	90	14	0	3	0
1969	Chuck Lowe	50	7	0	4	0
1968	Chuck Conrad	58	7	0	8	0
1967	Chuck Kemper	86	11	0	10	0
1966	Chuck Kemper	20	3	0	1	0
1965	John Gasser	86	13	0	1	0
1964	Dale Brenning	92	12	0	10	0
1963	Robbie Johnson	60	9	0	3	0
1962	Robbie Johnson	44	7	0	1	0
1961	Ron Brimmer	52	8	0	2	0
1960	Larry Bainter	74	10	0	7	0
1959	Mickey Frazier	72	10	0	6	0
1958	Marvin Smart	42	6	0	3	0
1957	Lynn Strait	112	17	0	5	0
1956	Gene Morgan	25	3	7	0	0
1955	Ben Buckles	30	5	0	0	0
1954	Dick Harden	18	3	0	0	0
1953	Larry Buckles	42	7	0	0	0
1952	Bob Thomas	99	13	21	0	0
1951	Bob Thomas	45	6	9	0	0
1950	Walter Nelson	36	6	0	0	0
1949	Pete Kuhn	78	13	0	0	0
1948	Pete Kuhn	48	8	0	0	0
1947	Pete Kuhn	30	5	0	0	0
1946	Dave Bell	36	5	6	0	0
1945	Roy "Bud" Magle	81	13	3	0	0
1944	Roy "Bud" Magle	79	13	1	0	0
1943	Jim Hummel	85	14	1	0	0
1942	Jim Hummel	18	3	0	0	0
	Owen Landis	18	3	0	0	0
1941	Bill Johnston	96	16	0	0	0
1940	Bill "Mutt" Bryan	97	16	1	0	0
1939	Bob McBride	95	14	11	0	0
1938	Joe Karshner	105	17	3	0	0
1937	Jim "Red" Richardson	57	9	3	0	0
1936	Maurice Cole	30	5	0	0	0
1935	Vaughn "Bus" Hansel	78	12	6	0	0
1934	Vaughn "Bus" Hansel	93	15	3	0	0
1933	Dick Brandt	32	5	2	0	0
1932	Ken Adair	49	8	1	0	0
1931	Ken Adair	25	4	1	0	0
1930	Charles Notestone	26	4	2	0	0
1929	Howard Blum	13	2	1	0	0
1928	Wade "Red" Gray	48	8	0	0	0
1927	Bernard Fox	30	5	0	0	0
1926	Rexford Keller	37	6	1	0	0

1925	Leon Eichel	35	4	5	0	2
1924	Unknown	-	-	-	-	-
1923	Unknown	-	-	-	-	-
1922	John Stoughton	48	8	0	0	0
1921	Lawrence Reasoner	73	9	19	0	0
1920	Anthony Schrader	24	4	0	0	0
	Herbert Foreman	24	4	0	0	0
1919	Unknown	-	-	-	-	-
1918	Unknown	-	-	-	-	-
1917	Unknown	-	-	-	-	-
1916	Season Cancelled	-	-	-	-	-
1915	Harry Newman	49	6	13	0	0
1914	Harry Bell	74	10	14	0	0
1913	Harry Bell	18	2	3	0	1
	Donald Ackers	18	3	0	0	0
1912	Unknown	-	-	-	-	-

### INDIVIDUAL SCORING RECORDS

#### Total Points – Game

42	Isaac Schmeltzer	vs Warren	2013
36	John Cosgrove	vs New Lexington	1994
36	John Cosgrove	vs Athens	1994
36	Derek Harden	at Athens	2001
32	Austin Rohr	at Nelsonville-York	2002
30	Bill “Mutt” Bryan	vs Jacksonville-Trimble	1940
30	Bob Thomas	vs Nelsonville	1952
30	Kelly Wolfe	at Miami Trace	1986
30	Kelly Wolfe	vs Jackson	1986
30	Greg Crossley	vs Warren	1992
30	Isaac Schmeltzer	vs Portsmouth	2013

#### Total Points – Season

176	Derek Harden	2000
174	John Cosgrove	1994
168	Kelly Wolfe	1986
134	John Kemper	1977
132	Justin Frye	2006
132	Justin Frye	2007
124	Wayne Bateman	1999
124	Isaiah Smith	2015
120	Isaac Schmeltzer	2013
114	Derek Harden	2001
114	Austin Rohr	2003

#### Total Points – Career

308	Derek Harden	1999-2001
278	Kelly Wolfe	1983-1986
278	John Cosgrove	1992-1994
264	Justin Frye	2006-2007
242	Austin Rohr	2001-2003
238	Wayne Bateman	1997-1999
218	Isaiah Smith	2013-2015
200	John Gasser	1963-1965
192	Mason Mays	2007-2009
188	Isaac Schmeltzer	2011-2013

Touchdowns - Game			
7	Isaac Schmeltzer	vs Warren	2013
6	John Cosgrove	vs New Lexington	1994
6	John Cosgrove	vs Athens	1994
6	Derek Harden	at Athens	2001
5	Bill "Mutt" Bryan	vs Jacksonville-Trimble	1940
5	Kelly Wolfe	vs Jackson	1986
5	Kelly Wolfe	at Miami Trace	1986
5	Greg Crossley	vs Warren	1992
5	Austin Rohr	at Nelsonville-York	2002

Touchdowns - Season		
29	John Cosgrove	1994
29	Derek Harden	2000
28	Kelly Wolfe	1986
22	John Kemper	1977
22	Justin Frye	2006
22	Justin Frye	2007
20	Wayne Bateman	1999
20	Isaac Schmeltzer	2013
19	Derek Harden	2001
19	Austin Rohr	2003
19	Isaiah Smith	2015

Touchdowns – Career		
51	Derek Harden	1999-2001
46	John Cosgrove	1992-1994
45	Kelly Wolfe	1983-1986
43	Justin Frye	2006-2007
40	Austin Rohr	2001-2003
39	Wayne Bateman	1997-1999
32	Mason Mays	2007-2009
31	John Gasser	1963-1965
31	Isaac Schmeltzer	2011-2013
31	Isaiah Smith	2013-2015

Kicking Points – Game			
10	Jordan Jackson	vs Marietta	1993
10	Matt Shaw	at Warren	1999
9	Jim Redd	at Nelsonville-York	1988
9	Matt Shaw	vs Marietta	1997
9	Adam Puhl	vs Jackson	2000
9	Derek Montgomery	vs Chillicothe	2009
8	Jordan Jackson	at Marietta	1992
8	Matt Shaw	at Point Pleasant	1997
8	Adam Puhl	vs Athens	2000
8	Adam Puhl	vs Warren	2000
8	Adam Puhl	vs Nelsonville-York	2001

#### Kicking Points - Season

68	Adam Puhl	2000
68	Derek Montgomery	2009
56	Matt Shaw	1999
51	Ronnie Burcham	2008
49	Josh Jackson	1991
48	Adam Puhl	2001
45	Jeff Lee Smith	1977
42	Nick Poindexter	2004
40	Derek Montgomery	2010

#### Kicking Points – Career

123	Matt Shaw	1997-1999
116	Adam Puhl	2000-2001
108	Derek Montgomery	2009-2010
88	Ronnie Burcham	2007-2008
83	Jeff Lee Smith	1975-1977
76	Jim Redd	1987-1989
68	Nick Poindexter	2003-2004
68	Derek Montgomery	2009-2011

### **Kicking Records**

#### Extra Points – Game

9	Adam Puhl	vs Jackson	2000
8	Adam Puhl	vs Athens	2000
8	Adam Puhl	vs Warren	2000
8	Adam Puhl	at Athens	2001
7	Larry Blair	vs Jackson	1986
7	Jordan Jackson	vs Warren	1993
7	Josh Carpenter	vs New Lexington	1994
7	Matt Shaw	vs River Valley	1999
7	Adam Puhl	at River Valley	2000
7	Adam Puhl	at Point Pleasant	2001
7	Charles Bowlby	vs Warren	2013

#### Extra Points – Season

65	Adam Puhl	2000
44	Derek Montgomery	2009
42	Jeff Lee Smith	1977
42	Ronnie Burcham	2008
41	Matt Shaw	1999
39	Adam Puhl	2001
37	Ronnie Burcham	2007
36	Nick Poindexter	2004

#### Extra Points – Career

104	Adam Puhl	2000-2001
87	Matt Shaw	1997-1999
74	Jeff Lee Smith	1975-1977
62	Nick Poindexter	2003-2004
60	Derek Montgomery	2009-2010
59	Ronnie Burcham	2007-2008
58	Jim Redd	1987-1989
47	Jordan Jackson	1992-1993

Most Field Goals – Game

2	Mark Ruggles	at Waverly	1979
2	Josh Jackson	at Chillicothe	1991
2	Josh Jackson	vs Zanesville	1991
2	Josh Jackson	vs Marietta	1991
2	Jordan Jackson	at Marietta	1992
2	Jordan Jackson	vs Marietta	1993
2	Josh Carpenter	at Nelsonville-York	1994
2	Matt Shaw	vs Marietta	1997
2	Matt Shaw	at Warren	1999
2	Derek Montgomery	vs Zanesville	2009
2	Derek Montgomery	at Warren	2010

Most Field Goals – Season

11	Josh Jackson	1991
8	Derek Montgomery	2009
8	Derek Montgomery	2010
5	Mark Ruggles	1979
5	Matt Shaw	1997
5	Matt Shaw	1999

Most Field Goals – Career

16	Derek Montgomery	2009-2010
12	Matt Shaw	1997-1999
11	Josh Jackson	1991
6	Jordan Jackson	1992-1993
5	Mark Ruggles	1979
5	Jim Redd	1987-1989
4	Adam Puhl	2000-2001

Longest Field Goals Made

47	Josh Jackson	vs Zanesville	1991
46	Keith Myers	at Columbus West	1985
44	Mark Ruggles	at Waverly	1979
44	Jordan Jackson	vs Jackson	1992
44	Derek Montgomery	at Zanesville	2010
43	Josh Jackson	vs Marietta	1991
43	Matt Shaw	at New Lexington	1999
42	Josh Jackson	at New Lexington	1991
<b>41</b>	<b>Charlie Kline</b>	<b>vs Hamilton Ross</b>	<b>2016</b>
40	Derek Montgomery	at Portsmouth	2010
40	Derek Montgomery	vs Chillicothe	2010





## **Logan Football Team Records**



### **Rushing**

#### **Most Rushing Attempts For, Game**

74, vs New Lexington, 1980  
62, vs Gallia Academy, 1940  
61, vs Athens, 1979  
60, vs Nelsonville, 1938  
60, vs Athens, 1959  
60, at Jackson, 1964  
60, vs Wellston, 1965  
59, vs Meigs, 1968  
59, at Centennial, 1984  
58, vs Middleport, 1958

#### **Most Rushing Attempts Against, Game**

71, vs Lancaster, 2014  
63, vs Ironton, 1982  
62, vs Gallia Academy, 1971  
61, vs Jackson, 1961  
61, at Teays Valley, 2014  
60, at Hilliard, 1969  
60, at Hilliard, 1974  
60, vs River Valley, 1999  
59, vs Jackson, 1969  
59, vs Jackson, 2013

#### **Most Rushing Attempts For, Season**

553, 2000  
518, 2006  
466, 1980  
462, 1999  
461, 2005  
448, 1958  
437, 1970  
423, 1998  
423, 2007  
422, 2013

#### **Most Rushing Attempts Against, Season**

471, 2000  
460, 2001  
456, 2009  
421, 2008  
420, 1997  
413, 2014  
408, 1980  
405, 1992  
403, 1981  
400, 1960  
400, 2010

**Most Rushing Yards For, Game**

562, vs Portsmouth, 2013  
536, at Warren, 2006  
523, vs Athens, 2006  
512, at Athens, 2005  
478, vs Warren, 2013  
462, vs McArthur, 1939  
457, at Warren, 2005  
455, at Meigs, 2014  
449, vs Marietta, 2003  
446, at Athens, 1999

**Most Rushing Yards Against, Game**

518, at Lancaster, 2013  
495, vs Gallia Academy, 1953  
487, vs Lancaster, 2014  
483, vs Jackson, 1996  
480, at Middleport, 1953  
468, at Teays Valley, 2014  
460, vs Lancaster, 2006  
438, vs Lancaster, 2012  
429, at Jackson, 2014  
426, at Lancaster, 2011

**Most Rushing Yards For, Season**

3050, 2000  
2879, 2006  
2764, 1999  
2685, 1998  
2663, 1964  
2646, 1986  
2482, 1958  
2428, 1957  
2428, 2005  
2347, 1994

**Most Rushing Yards Against, Season**

2732, 1953  
2411, 2014  
2393, 1984  
2376, 1996  
2336, 1954  
2329, 2012  
2214, 1995  
2178, 2011  
2091, 1956  
2072, 1957



**Most Rushing TDs For, Game (7 or more)**

11, vs Nelsonville, 1915  
9, at Warren, 2006  
8, at Nelsonville, 1943  
8, vs Nelsonville, 1952  
8, at Athens, 2001  
7, vs Jacksonville-Trimble, 1940  
7, vs Nelsonville, 1940  
7, at Middleport, 1961  
7, vs Jackson, 1967  
7, vs Athens, 2000  
7, vs River Valley, 2001  
7, at Portsmouth, 2007

**Most Rushing TDs Against, Game (6 or more)**

7, vs Gallia Academy, 1953  
7, at Jackson, 1954  
6, vs Lancaster, 2014  
6, at Teays Valley, 2014  
**6, vs Dublin Jerome, 2016**

**Most Rushing TDs For, Season**

49, 2000  
42, 2007  
37, 2006  
35, 1986  
35, 1999  
34, 1977  
34, 2001  
32, 1964  
32, 1994  
29, 1952

**Most Rushing TDs Against, Season**

34, 1953  
31, 1954  
30, 2011  
27, 1984  
27, 1995  
27, 2012  
**27, 2016**  
25, 2010  
25, 2013  
24, 1957; 1997

**Least Rushing Attempts For, Game**

15, vs Lancaster, 1937  
15, vs Jackson, 1969  
16, at Athens, 1942  
16, vs Pickerington North, 2009  
17, at Jackson, 1942  
18, vs Lancaster, 2014  
20, vs Brookhaven, 2009  
21, vs Lancaster, 1942  
21, at Zanesville, 1992  
21, vs Tri-Valley, 2007  
21, vs Lancaster, 2009  
21, vs Jackson, 2015

**Least Rushing Attempts Against, Game**

14, at Wellston, 1940  
15, at Circleville, 1986  
15, vs Newark, 2013  
17, at Pomeroy, 1965  
17, at Marietta, 2006  
18, vs Middleport, 1944  
18, at Chillicothe, 2006  
19, vs Gallia Academy, 1963  
19, at Marietta, 1986  
19, vs Chillicothe, 2009

**Least Rushing Attempts For, Season**

63, 1978 \* Teachers Strike Shortened Season  
261, 1954  
311, 2015  
314, 2009  
317, 1952  
342, 1994  
346, 1956  
350, 2010

**Least Rushing Attempts Against, Season**

93, 1978 \* Teachers Strike Shortened Season  
314, 1958  
326, 2014  
**326, 2016**  
339, 2004  
340, 2002  
342, 1993  
347, 2015  
350, 1991  
350, 1995  
351, 2012

**Least Rushing Yards For, Game**

(-44), vs Jackson, 1983  
(-30), at Nelsonville-York, 1981  
(-30), vs Loudonville, 2013  
(-9), at Hilliard, 1974  
0, vs Columbus South, 1936  
0, vs Brookhaven, 2009  
5, at Westerville South, 2003  
**6, at Cambridge, 2016**  
8, vs Beechcroft, 1983  
9, vs Ironton, 1989

**Least Rushing Yards Against, Game**

(-41), at Waverly, 1973  
(-19), at Warren, 2006  
(-17), at Circleville, 1986  
(-16), at Newark, 2013  
(-6), at McArthur, 1939  
(-2), vs Athens, 1985  
1, at Pomeroy, 1963  
5, vs Circleville, 1987  
6, vs Jackson, 1951  
7, at Marietta, 2004

**Least Rushing Yards For, Season**

148, 1978 \* Teachers Strike Shortened Season  
716, 1983  
763, 1954  
930, 1981  
1008, 1974  
1065, 1966  
1136, 1984  
1173, 1951  
**1244, 2016**  
1299, 1989  
1341, 2010

**Least Rushing Yards Against, Season**

304, 1978 \* Teachers Strike Shortened Season  
857, 1986  
877, 1967  
904, 1952  
947, 1976  
948, 1985  
979, 1958  
979, 1987  
989, 2001  
1077, 1970  
1095, 1987

**Least Rushing TDs For, Season**

1, 1978 \* Teachers Strike Shortened Season  
6, 1981  
7, 1983  
**7, 2016**  
8, 1990  
9, 1954  
9, 1966  
9, 1974  
10, 1947  
11, 1953  
11, 1969

**Least Rushing TDs Against, Season**

4, 1940  
4, 1943  
4, 1964  
4, 1978 \* Teachers Strike Shortened Season  
5, 1967  
5, 1973  
5, 1977  
5, 1986  
6, 1966  
6, 1976

**Passing****Most Attempts For, Game**

42, vs Lancaster, 2014  
39, at Cadiz, 1984  
39, vs Louisville, 2008 \*  
38, vs Cols. Wherle, 1984  
38, at Gallia Academy, 2009  
37, vs Brookhaven, 2009 \*  
36, vs Jackson, 2015  
35, at Pickerington North, 2008  
35, vs Pickerington North, 2009  
35, vs Canal Winchester, 2009 \*

**Most Attempts Against, Game**

46, vs Marietta, 2007  
39, at Athens, 2003  
39, vs Dublin Jerome, 2008 \*  
35, at Marietta, 2004  
35, at Marietta, 2008  
33, vs Canal Winchester, 2009  
31, vs Pickerington North, 2007  
31, vs Meigs, 2015  
**31, vs Athens, 2016**  
**31, vs Hamilton Ross, 2016**

**Most Attempts For, Season**

337, 2009  
292, 2008  
253, 1984  
242, 2015  
237, 2000  
208, 2010  
206, 2014  
191, 2011  
189, 1999  
186, 2004  
180, 1989

**Most Attempts Against, Season**

228, 2007  
213, 2008  
196, 2009  
193, 2015  
178, 2000  
172, 2006  
171, 2003  
**171, 2016**  
161, 2004  
158, 1983

**Most Completions For, Game**

28, vs Pickerington North, 2009  
26, at Pickerington North, 2008  
24, vs Lancaster, 2014  
23, at Gallia Academy, 2009  
22, vs Canal Winchester, 2009 \*  
21, vs Jackson, 1983  
21, vs Lancaster, 2004  
21, vs Cambridge, 2015  
20, vs Ironton, 2008  
20, at Hamilton Township, 2009

**Most Completions Against, Game**

25, vs Newark, 2013  
22, vs Portsmouth, 2013  
21, at Athens, 2003  
20, vs Meigs, 2015  
19, vs Marietta, 2007  
**19, vs Athens, 2016**  
18, at Nelsonville-York, 2013  
18, at Zanesville, 2013  
17, vs Brookhaven, 2009 \*  
17, vs Portsmouth, 2011  
17, at Athens, 2015  
17, vs Cambridge, 2015

**Most Completions For, Season**

209, 2009  
179, 2008  
143, 2000  
138, 2015  
112, 2014  
111, 1984  
107, 2004  
105, 1999  
94, 1987  
93, 2011

**Most Completions Against, Season**

125, 2013  
106, 2015  
**102, 2016**  
100, 2007  
78, 2009  
75, 2006  
74, 2008  
73, 2012  
70, 1983  
70, 1984

**Most Passing Yards For, Game**

390, at Gallia Academy, 2009  
324, at Pickerington North, 2008  
321, vs Cambridge, 2015  
315, vs Lancaster, 2014  
302, vs Ironton, 2008  
301, vs Pickerinton North, 2009  
300, vs Miami Trace, 1985  
295, at Hamilton Township, 2009  
285, vs Jackson, 2011  
278, vs Chillicothe, 2009  
278, vs Jackson, 2015

**Most Passing Yards Against, Game**

469, vs Newark, 2013  
424, at Zanesville, 2013  
**334, at Jackson, 2016**  
312, at Nelsonville-York, 1971  
309, at Chillicothe, 2006  
296, vs Cambridge, 2015  
280, vs Marietta, 2007  
278, vs Chillicothe, 2007  
267, at Chillicothe, 1994  
261, at Jonathan Alder, 2012

**Most Passing Yards For, Season**

2832, 2009  
2545, 2008  
2146, 2015  
2024, 2000  
1464, 1999  
1462, 2014  
1461, 2004  
1361, 1983  
1355, 1994  
1345, 1984

**Most Passing Yards Against, Season****1831, 2016**

1760, 2013  
1345, 2007  
1257, 2015  
1223, 1983  
1222, 2012  
1150, 1984  
1125, 1997  
1095, 1987  
1055, 2004

**Most Passing TDs For, Game**

5, vs Lancaster, 2014  
5, vs Cambridge, 2015  
5, at Gallia Academy, 2015  
4, vs Middleport, 1966  
4, vs Athens, 1977  
4, vs Gallia Academy, 1983  
4, at River Valley, 1994  
4, vs New Lexington, 1998  
4, vs Gallia Academy, 2008  
4, vs Ironton, 2008  
4, vs Pickerington North, 2009  
4, at Hamilton Township, 2009  
4, vs Marietta, 2009  
4, at Teays Valley, 2014  
4, vs Meigs, 2015

**Most Passing TDs Against, Game**

6, at Zanesville, 2013

**5, at Jackson, 2016**

4, at Circleville, 1970  
4, vs Nelsonville-York 1982  
4, at Jackson, 1995  
4, vs Gahanna-Lincoln, 2005  
4, at Chillicothe, 2006  
4, at Jackson, 2010

**3 (16 times, most recently vs Nelsonville-York, 2016; at Cambridge, 2016; vs Zanesville; 2014)**

**Most Passing TDs For, Season**

30, 2015  
28, 2009  
26, 2008  
19, 1985  
16, 2000  
16, 2007  
15, 2004  
15, 2014  
14, 1977  
14, 1994

**Most Passing TDs Against, Season**

**18, 2016**  
15, 2013  
13, 2010  
13, 2012  
11, 1983  
11, 2015  
10, 1990  
10, 1997  
9, 1984  
9, 1993  
9, 1995  
9, 2006

**Most INTs Thrown, Season**

22, 1984  
14, 1974  
14, 1990  
13, 1983  
13, 1989  
13, 2008  
12, 1953  
12, 1975  
12, 1981  
11, 1988

**Most INTS Made, Season**

25, 1967  
23, 2009  
19, 1993  
17, 1976  
16, 2006  
16, 2007  
14, 2000  
14, 2003  
14, 2008  
13, 1976  
13, 1985  
13, 2004



**Least Attempts For, Game**

0, vs Wellston 1939  
0, vs Athens, 1957  
0, vs Pomeroy, 1958  
0, vs River Valley, 1999  
0, at Portsmouth, 2012  
1, at Athens, 1940  
1, vs Jackson, 1941  
1, at Nelsonville, 1945  
1, vs Middleport, 1958  
1, at Wellston, 1964  
1, vs Jackson, 1967  
1, vs Wellston, 1969  
1, vs New Lexington, 1976

**Least Attempts Against, Game**

0, vs Nelsonville, 1938  
1, at Nelsonville, 1939  
1, at Athens, 1954  
1, at Middleport, 1957  
1, at Gallia Academy, 1962  
1, at Wellston, 1964  
1, at Hilliard, 1965  
1, vs River Valley, 1999  
1, vs River Valley, 2001  
2, (15 times, most recent vs Point Pleasant 1998, at New Lexington 1991, and at Delaware-Hayes 1980)

**Least Attempts For, Season**

17, 1978 \* Teachers Strike Shortened Season  
37, 1958  
38, 1950  
40, 1954  
44, 1956  
53, 1955  
57, 1957  
61, 1964  
62, 1959  
62, 1961

**Least Attempts Against, Season**

30, 1978 \* Teachers Strike Shortened Season  
43, 1956  
57, 1954  
61, 1955  
61, 1957  
68, 1953  
76, 1961  
78, 1962  
85, 1960  
88, 1952

**Least Completions For, Game**

0, (35 times, most recent at Portsmouth 2012, vs Marietta 2005, vs River Valley 1999)

**Least Completions Against, Game**

0, (35 times, most recent at Athens 2007, at Warren 2005, and at Warren 2003)

**Least Completions For, Season**

3, 1978 \* Teachers Strike Shortened Season  
11, 1950  
11, 1958  
15, 1954  
15, 1955  
18, 1953  
21, 1956  
21, 1957  
26, 1961  
28, 1959  
28, 1964  
28, 1979

**Least Completions Against, Season**

13, 1956  
13, 1978 \* Teachers Strike Shortened Season  
23, 1953  
23, 1954  
24, 1957  
25, 1955  
27, 1962  
28, 1969  
29, 1952  
31, 1967

**Least Passing Yards For, Game**

(-7), at Bexley, 1956  
(-2), vs Athens, 1990  
0 (37 times), last at Portsmouth, 2012

**Least Passing Yards Against, Game**

(-7), vs Jackson, 1967  
(-3), at Marietta, 1996  
0 (41 times), last at Athens, 2007

**Least Passing Yards For, Season**

38, 1978 \* Teachers Strike Shortened Season  
137, 1958  
149, 1954  
170, 1955  
198, 1953  
226, 1956  
271, 1990  
365, 1957  
386, 1980  
394, 1981

**Least Passing Yards Against, Season**

165, 1978 \* Teachers Strike Shortened Season  
302, 1962  
310, 1956  
346, 1955  
357, 1967  
385, 1957  
405, 1954  
412, 1976  
464, 1961  
466, 1953  
471, 1951

**Least Passing TDs For, Season**

0, 1942  
0, 1978 \* Teachers Strike Shortened Season  
1, 1941  
1, 1945  
1, 1954  
1, 1955  
1, 1958  
1, 1981  
2, (10 Times, Most Recent '90, '95, '03)

**Least Passing TDs Against, Season**

1, 1946  
1, 1951  
1, 1960  
1, 1964  
1, 1965  
1, 1976  
2, 1938  
2, 1939  
2, 1941  
2, 1943  
2, 1945  
2, 1961  
2, 1986  
2, 1989

**Least INTs Thrown, Season**

0, 2013  
2, 1959  
2, 1964  
2, 1976  
2, 2006  
3, 1954  
3, 1958  
3, 1961  
3, 1976  
3, 1994  
3, 2014

**Least INTS Made, Season**

2, 1954  
3, 1995  
3, 2010  
5, 1953  
5, 1955  
5, 1956  
5, 1978  
**5, 2016**  
6, 2002  
6, 2012  
6, 2014

**Total Yardage****Most Total Yardage For, Game**

649, at Athens, 2015  
614, vs Athens, 2006  
591, at Meigs, 2014  
589, vs Portsmouth, 2013  
581, at Warren, 2006  
577, at River Valley, 1994  
570, at Athens, 2001  
566, at Waverly, 1973  
566, at Marietta, 2000  
564, at Gallia Academy, 2009

**Most Total Yardage Against, Game**

672, at Zanesville, 2013  
582, at Middleport, 1953  
571, at Lancaster, 2013  
565, vs Lancaster, 2012  
**542, vs St. Francis DeSales, 2016**  
541, vs Lancaster, 2014  
540, at Dayton Dunbar, 1983  
538, vs Jackson, 1996  
506, vs Gallia Academy, 1953  
501, at Zanesville, 1996

**Most Total Yardage For, Season**

4974, 2000  
4394, 2008  
4270, 2009  
4228, 1999  
3930, 2015  
3886, 1998  
3702, 1994  
3665, 2006  
3581, 2007  
3398, 2004

**Most Total Yardage Against, Season**

3835, 1984

**3834, 2016**

3777, 2013

3551, 2012

3275, 1996

3206, 1995

3198, 1953

3161, 2014

3125, 1997

3083, 2015

2922, 2010

**Least Total Yardage For, Game**

**Least Total Yardage Against, Game**

**Least Total Yardage For, Season**

186, 1978 \* Teachers Strike Shortened Season

912, 1954

1324, 1981

1517, 1966

1620, 1974

1662, 1955

1725, 1990

1795, 1950

1842, 1953

1894, 1979

**Least Total Yardage Against, Season**

469, 1978

1234, 1967

1437, 1952

1567, 1958

1632, 1963

1676, 2001

1692, 1986

1742, 1976

1749, 1969

1795, 1951

**Scoring**

**Most Points For, Quarter**

42, vs Marietta, 2007

**Most Points Against, Quarter**

**30, vs Dublin Jerome, 2016**

**Most Points For, Game**

81 vs New Lexington, 1920

**Most Points Against, Game**

62, vs Columbus West, 1930

**Most Point Scored, Combined, Game**

110, Logan 61, at Athens 49; 2015

**Most Points For, Season**

519, 2000

**Most Points Against, Season**

336, 2011

**Least Points For, Season**

21, 1929

**Least Points Against, Season**

12, 1933

## Victories

<b>Most Wins, Season</b>	12
<b>Most Consecutive Wins</b>	18, 1963-1965
<b>Most Consecutive Wins, Reg. Season</b>	29, 1999-2001 29, 2007-2009
<b>Most Consecutive SEOAL Wins</b>	34, 2004-2010
<b>Largest Winning Margin</b>	72 vs Nelsonville, 1959
<b>Largest Win via Shut-Out</b>	72-0 vs Nelsonville, 1959

## Defeats

<b>Most Losses, Season</b>	9, 2011
<b>Most Consecutive Losses</b>	9, 1953-1954
<b>Largest Losing Margin</b>	<b>58, vs Dublin Jerome (58-0), 2016</b>
<b>Largest Loss via Shut-Out</b>	<b>58-0 vs Dublin Jerome, 2016</b>

## First Downs

### **Most 1<sup>st</sup> Downs For, Game**

27, vs Athens, 1987
27, at Athens, 2015
26, at Marietta, 2000
25, vs New Lexington, 1980
25, at Walnut Ridge, 1985
25, vs Nelsonville-York, 1999
25, vs Athens, 2000
25, at Warren, 2006
25, vs Cambridge, 2015
25, at Gallia Academy, 2015
<b>25, At Warren, 2016</b>

### **Most 1<sup>st</sup> Downs Against, Game**

26, at Zanesville, 2013
26, at Athens, 2015
25, vs Miami Trace, 1985
25, at Lancaster, 2013
25, vs Lancaster, 2014
25, vs Cambridge, 2015
<b>24, vs Athens, 2016</b>
23, at Teays Valley, 2014
23, vs Meigs, 2015
23, at Nelsonville-York, 2015

### **Most 1<sup>st</sup> Downs For, Season**

262, 2000
224, 2008
212, 1999
208, 2009
194, 1998
184, 2015
179, 1985
179, 2006
175, 2001
167, 2007

**Most 1<sup>st</sup> Downs Against, Season**

198, 2004

187, 2013

165, 1996

**165, 2016**

158, 2015

155, 2012

153, 1984

150, 2000

149, 1992

148, 2014

**Least 1<sup>st</sup> Downs For, Game**

0, at Nelsonville-York, 1981

0, at Waverly, 1981

1, vs Lancaster, 1954

2, at Jackson, 1938

2, at Jackson, 1942

2, at Athens, 1942

2, vs Jackson, 1961

2, vs Jackson, 1969

**Least 1<sup>st</sup> Downs Against, Game**

0, vs Glouster, 1939

1, vs Bremen, 1938

1, at Wellston, 1944

1, vs Jackson, 1967

2, vs Nelsonville, 1938

2, vs McArthur, 1939

2, vs New Lexington, 1942

2, vs Pomeroy, 1944

2, vs Boys Industrial School, 1948

2, vs Middleport, 1956

2, vs Wherle, 1986

2, at New Lexington, 1991

2, at Athens, 2007





## Non-Offensive Scores

*Missing 1943 Bremen, 1982 New Lexington Games*

### Kick-Off Returns for Touchdown: (24)

1928	Wade "Red" Gray	40 yards	vs Crooksville
1935	Eddie Nelson	89 yards	vs McArthur
1939	Bill Shaw	<b>95 yards</b>	vs Glouster
1945	Charles Kinney	55 yards	vs New Lexington
1945	Charles Kinney	75 yards	vs Gallia Academy
1945	Dallas Heft	80 yards	at Middleport
1966	Greg Poston	82 yards	at Gallia Academy
1977	John Kemper	85 yards	at Nelsonville-York
1977	Dave Schmitter	83 yards	vs Jackson
1982	Bryan Walke	90 yards	at Whitehall-Yearling
1986	Kelly Wolfe	71 yards	at Nelsonville-York
1986	Kelly Wolfe	75 yards	vs Columbus Wherle
1995	Alex Clutter	<b>95 yards</b>	at Watkins Memorial
1997	Dan Cook	90 yards	at Point Pleasant (WV)
2000	Jeremy Coakley	82 yards	vs Jackson
2002	B.J. Hughes	80 yards	at Nelsonville-York
2004	Michael Coleman	85 yards	vs Warren
2008	Zach McDaniel	64 yards	at Chillicothe
2010	Dylan Cavinee	90 yards	vs Gallia Academy
2013	Isaac Schmeltzer	<b>95 yards</b>	vs Teays Valley
2013	Evan DeLong	85 yards	vs Portsmouth
2013	Isaac Schmeltzer	92 yards	at Zanesville
2014	Chance Cox	94 yards	at Warren
2015	Jenson Wallace	89 yards	at Nelsonville-York

### Punt Returns for Touchdown: (42)

1912	Rollin Harrington	20 yards	vs Murray City
1915	William Rudolph	60 yards	vs Nelsonville
1922	John Stoughton	90 yards	at Wellston
1925	Leon Eichel	50 yards	at Jackson
1925	Charles Hoopes	75 yards	at Nelsonville
1928	Wade "Red" Gray	60 yards	vs Crooksville
1930	Hugh Keller	55 yards	vs McArthur
1934	Ned Gabriel	52 yards	vs Pomeroy
1934	Ned Gabriel	60 yards	vs Lancaster St. Mary's
1934	Ned Gabriel	65 yards	at Lancaster
1935	Eddie Nelson	80 yards	vs Wellston
1937	Jim Richardson	75 yards	vs Circleville
1939	Bill Shaw	53 yards	vs McArthur
1939	Bill Shaw	45 yards	vs Lancaster
1940	Bill Johnston	60 yards	vs Middleport
1942	Owen Landis	35 yards	vs Nelsonville
1949	Bill Voris	64 yards	vs New Lexington
1950	Bill Voris	61 yards	at Wellston
1951	Bob Thomas	80 yards	at Pomeroy
1964	George Hummel	86 yards	vs Maysville
1970	Randy Norris	25 yards	vs Nelsonville-York
1970	Rick Krebs	58 yards	vs Ironton



1977	Marty Hallett	35 yards	vs Jackson
1979	Kelly Adams	72 yards	vs Gallia Academy
1983	Rodney Mowery	73 yards	vs Gallia Academy
1987	Nick Maniskas	<b>87 yards</b>	at Jackson
1994	Chad Zimmerman	46 yards	vs Warren
1995	Alex Clutter	70 yards	at Warren
1997	Nick Thompson	69 yards	at New Lexington
1998	Josh Wolfe	60 yards	at River Valley
1999	Ryan Wykle	47 yards	vs Nelsonville-York
1999	Ryan Wykle	76 yards	vs River Valley
2000	Ryan Wykle	41 yards	vs Warren
2000	Ryan Wykle	86 yards	at Marietta
2000	Ryan Wykle	68 yards	at Westerville South
2001	Jeremy Coakley	52 yards	vs Nelsonville-York
2006	Lucas Wright	70 yards	vs Athens
2007	Lucas Wright	64 yards	vs Pickerington North
2007	Mason Mays	49 yards	at Athens
2007	Jaushua Huntsberger	43 yards	at Athens
2007	Lucas Wright	61 yards	at Portsmouth
2008	Jordan Rutter	68 yards	at Jackson
2015	Brady Washl	58 yards	at Gallipolis

### **Defensive Touchdowns:**

1912	Alfred Campbell	50 yard fumble return	vs Murray City
1914	Ralph Yontz	30 yard fumble return	vs Murray City
1914	Fred Jurgensmier	40 yard INT return	vs Circleville
1914	Donald Ackers	40 yard fumble return	vs LHS Alumni
1915	Wayne Wright	50 yard INT return	vs LHS Alumni
1919	Theodore Newman	60 yard INT return	at Nelsonville
1921	John Stoughton	60 yard INT return	at Lancaster
1921	George Cooke	?? yard INT return	vs Bremen
1921	John Stoughton	80 yard INT return	at Jackson
1923	Harvey Hankison	?? yard fumble return	vs Wellston
1923	William Krieg	50 yard INT return	vs Nelsonville
1925	Francis Myers	30 yard INT return	at Ceredo-Kenova
1925	Francis Roberts	fell on fumble in endzone	vs Crooksville
1925	William Krieg	35-yard INT return	vs Crooksville
1925	Ralph Kleinschmidt	blocked punt return	vs Wellston
1925	Francis Roberts	fell on fumble in endzone	at Nelsonville
1926	Rexford Keller	25-yard INT return	vs Washington Courthouse
1926	Rexford Keller	?? yard fumble return	vs Washington Courthouse
1926	Frank Larimer	30-yard fumble return	vs Washington Courthouse
1926	Frank Larimer	20-yard fumble return	vs New Straitsville
1928	Wade "Red" Gray	50-yard fumble return	at Athens
1928	Wade "Red" Gray	60-yard fumble return	at Pomeroy
1929	Mark Brashares	fell on blocked punt in endzone	vs Wellston
1930	Ken Adair	62-yard INT return	vs Columbus West
1931	Ray McMullen	70-yard INT return	vs McArthur
1932	Ken Bright	30-yard blocked punt return	at Wellston
1932	Kerwood Fickel	fell on blocked punt in endzone	vs McArthur
1932	Ken Adair	40-yard INT return	vs McArthur
1932	Ken Adair	45-yard INT return	vs McArthur
1933	Calvin Carnes	20-yard INT return	vs New Lexington
1933	Joe Gompf	felon fumble in endzone	vs Gallipolis
1934	Vaughn "Bus" Hansel	??-yard INT return	vs Buchtel

1934	Waldo Terrell	15-yard blocked punt return	vs Athens
1934	Jack Ucker	40-yard INT return	at Gallipolis
1934	Ramon Smith	20-yard INT return	vs Nelsonville
1935	Bob Ralston	60-yard fumble return	vs McArthur
1936	Maurice Cole	25-yard INT return	vs McArthur
1937	Dalton Terrell	42-yard INT return	vs Lancaster
1938	Bill Bryan	35-yard INT return	vs Bremen
1938	Joe Thomas	30-yard INT return	vs Lancaster St. Mary's
1938	Joe Thomas	80-yard INT return	vs Lancaster St. Mary's
1939	Bob McBride	fumble recovery in endzone	vs Glouster
1940	Bill Johnston	47-yard interception return	vs Pomeroy
1941	Tracy Conrad	35-yard blocked punt return	at Middleport
1943	Paul Conrad	fell on kick-off in end zone	vs Gallia Academy
1944	Earl Blake	47-yard interception return	vs Middleport
1945	Lloyd Thomas	84-yard interception return	at Nelsonville
1951	Bob Thomas	70-yard interception return	at Lancaster
1952	Charles St. Clair	20-yard fumble return	at Athens
1954	Frank McLaughlin	30-yard interception return	vs Nelsonville
1956	Gene Morgan	25-yard interception return	vs Pomeroy
1957	Gene Morgan	52-yard interception return	vs Jackson
1958	Dave Davis	40-yard interception return	at Athens
1958	George Stump	80-yard interception return	vs Hillsboro
1960	Larry Bainter	90-yard interception return	at Wellston
1961	Chuck Daubenmier	40-yard interception return	at Nelsonville
1962	Robbie Johnson	70-yard interception return	vs Nelsonville
1963	Dick Stevens	25-yard interception return	vs Gallia Academy
1964	Bob Faught	fell on bad punt snap in end zone	at Wellston
1964	Jim Brandt	20-yard interception return	vs Hillsboro
1966	Greg Poston	82-yard fumble return	vs Hilliard
1968	Mike Cottrill	25-yard blocked punt return	at Wellston
1969	Rod Garey	20-yard fumble return	vs Athens
1970	Dave Crawford	20-yard blocked punt return	vs Waverly
1970	Rick Krebs	8-yard interception return	at Athens
1971	Brian Davidson	12-yard fumble return	at Nelsonville-York
1971	Roger Monk	40-yard fumble return	at Nelsonville-York
1972	Mike Mojzer	55-yard fumble return	at Gallia Academy
1974	Steve Shaw	80-yard fumble return	at Hilliard
1974	Mark Schmitter	47-yard interception return	vs Bexley
1974	Mark Trowbridge	71-yard interception return	at Gallia Academy
1975	Scott Hubbard	17-yard interception return	vs Gallia Academy
1976	Joe Spence	57-yard interception return	at Wellston
1977	Jack Klump	fell on blocked punt in endzone	at New Lexington
1977	Alan McKinley	65-yard blocked FG return	at Ironton
1981	Jeff Dennis	35-yard interception return	vs Wellston
1982	Jeff Dennis	39-yard interception return	at Athens
1982	Roger Klump	25-yard fumble return	at Athens
1982	Jeff Ogg	fumble recovery in endzone	at Athens
1982	Keith Geiger	30-yard interception return	at Athens
1983	Kevin Blythe	38-yard interception return	vs Athens
1984	D.J. Conrad	35-yard fumble return	vs New Lexington
1985	Ryan Wilson	33-yard interception return	vs Circleville
1985	Scott McCort	31-yard interception return	vs Gallia Academy
1986	Kermit Graham	96-yard interception return	vs Jackson
1987	Squeak Walker	22-yard interception return	vs Miami Trace
1988	Billy Joe Johnson	33-yard interception return	at Nelsonville-York
1988	Eric Wilkins	36-yard interception return	vs Columbus DeSales

1988	Billy Joe Johnson	70-yard interception return	at Marietta
1989	Joe Blackford	40-yard blocked punt return	at Jackson
1989	Jim Redd	46-yard fumble return	at Athens
1991	Dustin Mowery	27-yard interception return	at Columbus DeSales
1992	Chad Ricketts	blocked punt recovery in end zone	vs Warren
1992	Tom Smith	25-yard interception return	vs Athens
1993	Duane Funk	fumble recovery in endzone	at Warren
1994	John Cosgrove	53-yard interception return	at Nelsonville-York
1994	John Cosgrove	27-yard interception return	vs Athens
1996	Jonathan Ogg	30-yard interception return	vs New Lexington
1996	Clint Crago	27-yard interception return	at Zanesville
1998	Ryan Wykle	25-yard fumble return	vs New Lexington
1998	Ryan Berry	33-yard fumble return	at Gallia Academy
1998	Jamey Hankison	46-yard interception return	vs Athens
2000	Jesse Henestofel	35-yard interception return	vs Warren
2000	Jesse Henestofel	30-yard interception return	vs Jackson
2000	Jesse Henestofel	70-yard interception return	vs Jackson
2000	Matt Mong	33-yard interception return	at River Valley
2001	Chad Kratzenburg	13-yard fumble return	vs Nelsonville-York
2001	Trent Woodgeard	fumble recovery in endzone	at Point Pleasant
2001	Matt Mong	22-yard interception return	at Point Pleasant
2001	Chaz Kline	38-yard interception return	at Athens
2002	Josh Sturgell	37-yard interception return	vs Warren
2005	Mark Potter	15-yard punt block return	vs Marietta
2005	Tyson Kratzenburg	blocked punt recovery in end zone	vs Gallia Academy
2005	Justin Coakley	45-yard interception return	at Warren
2006	Jon Neff	45-yard interception return	at Gallia Academy
2006	Lucas Wright	28-yard interception return	at Marietta
2006	Clay Morgan	27-yard fumble return	at Warren
2007	Lucas Wright	70-yard interception return	at Lancaster
2007	Seth Moritz	47-yard interception return	vs Marietta
2007	Mason Mays	52-yard interception return	vs Marietta
2007	Jon Neff	19-yard interception return	vs Warren
2007	Patrick Angle	24-yard blocked punt return	vs Warren
2008	Zach Adams	29-yard interception return	vs Lancaster
2008	Jaush Huntsberger	blocked punt recovery in end zone	at Marietta
2008	Clay Morgan	27-yard interception return	at Marietta
2009	Korey Swaim	35-yard interception return	vs Chillicothe
2011	Kenny Simpson	bad snap recovered in end zone	vs Jackson
2012	Allen Mulford	4-yard interception return	at Portsmouth
2012	Nick Kost	30-yard fumble return	vs Gallia Academy
2013	Evan DeLong	<b>101-yard interception return</b>	vs Loudonville
2014	Dean Jordan	<b>89-yard fumble return</b>	vs Lancaster
2014	Josh Rardain	blocked punt recovery in end zone	at Meigs
2014	Casey Phillips	46-yard interception return	vs Nelsonville-York
2014	Chance Cox	70-yard interception return	vs Nelsonville-York
2014	Domonic Micochero	36-yard fumble return	vs Zanesville
2015	Isaiah Smith	54-yard interception return	vs Warren
<b>2016</b>	<b>Riley Nelson</b>	<b>89-yard interception return</b>	<b>at Jackson</b>

**Field Goals/Drop Kicks (97)**

1913	Harry Bell	25 drop kick	vs. Canal Winchester
1917	Wayne Wright	?? drop kick	Aquinas College
1922	Charles Eberst	25 drop kick	vs Jackson
1925	Charles Hoopes	9 drop kick	vs Columbus East
1925	Leon Eichel	?? field goal	vs Crooksville
1925	Leon Eichel	38 field goal	at Portsmouth
1941	Jimmy McGonagle	27 field goal *	at Pomeroy
1975	Jeff Lee Smith	21 field goal *	vs Wellston
1975	Jeff Lee Smith	32 field goal	vs Meigs
1979	Mark Ruggles	20 field goal	vs Columbus Central
1979	Mark Ruggles	31 field goal *	at Nelsonville-York
1979	Mark Ruggles	27 field goal	vs Jackson
1979	Mark Ruggles	44 field goal	at Waverly
1979	Mark Ruggles	25 field goal	at Waverly
1981	Mitch Trucco	34 field goal	vs Wellston
1982	Mitch Trucco	19 field goal *	vs Waverly
1982	Mitch Trucco	27 field goal	at Athens
1983	Kerry York	25 field goal	vs Columbus Beechcroft
1985	Keith Myers	16 field goal	vs Circleville
1985	Keith Myers	32 field goal	at Jackson
1985	Keith Myers	46 field goal	at Columbus West
1986	Larry Blair	31 field goal	vs Columbus Wehrle
1987	Eric McDonald	25 field goal *	vs Circleville
1987	Jim Redd	35 field goal	vs Gallipolis
1988	Jim Redd	25 field goal	at Nelsonville-York
1988	Jim Redd	34 field goal	vs Jackson
1989	Jim Redd	31 field goal	at Columbus DeSales
1989	Jim Redd	18 field goal *	vs Gallipolis
1990	Bill Copley	20 field goal	at Washington Courthouse
1990	Bill Copley	27 field goal *	at Gallipolis
1991	Josh Jackson	42 field goal	at New Lexington
1991	Josh Jackson	29 field goal	at Chillicothe
1991	Josh Jackson	37 field goal	at Chillicothe
1991	Josh Jackson	28 field goal	vs Washington Courthouse
1991	Josh Jackson	<b>47 field goal</b>	vs Zanesville
1991	Josh Jackson	35 field goal	vs Zanesville
1991	Josh Jackson	39 field goal	at Jackson
1991	Josh Jackson	24 field goal	vs Gallipolis
1991	Josh Jackson	32 field goal	vs Marietta
1991	Josh Jackson	43 field goal	vs Marietta
1991	Josh Jackson	22 field goal	at Athens
1992	Jordan Jackson	32 field goal	at Marietta
1992	Jordan Jackson	19 field goal	at Marietta
1992	Jordan Jackson	44 field goal	vs Jackson
1993	Jordan Jackson	31 field goal	vs Marietta
1993	Jordan Jackson	22 field goal	vs Marietta
1993	Jordan Jackson	20 field goal	at Jackson
1994	Josh Carpenter	19 field goal	at Nelsonville-York
1994	Josh Carpenter	19 field goal	at Nelsonville-York
1994	Josh Carpenter	34 field goal	at Zanesville
1995	Drew Thomas	39 field goal	vs Gallipolis
1996	Drew Thomas	27 field goal	vs Point Pleasant (WV)
1996	Drew Thomas	31 field goal	vs Warren
1997	Matt Shaw	21 field goal	vs Nelsonville-York
1997	Matt Shaw	20 field goal *	at Point Pleasant (WV)

1997	Matt Shaw	29 field goal	vs Marietta
1997	Matt Shaw	22 field goal	vs Marietta
1997	Matt Shaw	30 field goal	vs Gallipolis
1998	Matt Shaw	35 field goal	vs Point Pleasant (WV)
1998	Matt Shaw	20 field goal *	at Marietta
1999	Matt Shaw	43 field goal	at New Lexington
1999	Matt Shaw	22 field goal	vs Marietta
1999	Matt Shaw	32 field goal	at Warren
1999	Matt Shaw	37 field goal	at Warren
1999	Matt Shaw	27 field goal	at Pickerington (Playoffs)
2000	Adam Puhl	23 field goal	at Gallipolis
2001	Adam Puhl	23 field goal	vs Nelsonville-York
2001	Adam Puhl	32 field goal	vs Marietta
2001	Adam Puhl	27 field goal	at Jackson
2002	Jonathan Pippen	36 field goal	at Gallipolis
2004	Nick Poindexter	22 field goal	at Pickerington North
2004	Nick Poindexter	34 field goal	at Marietta
2005	Alex Hubbard	23 field goal *	vs Pickerington North
2005	Alex Hubbard	35 field goal *	at Zanesville
2006	Kyle Kennard	26 field goal	vs Portsmouth
2007	John Geiger	25 field goal	vs Pickerington North
2008	Ronnie Burcham	25 field goal	at Hamilton Township
2008	Ronnie Burcham	29 field goal	vs Zanesville
2008	Ronnie Burcham	31 field goal	vs Dublin Jerome (Playoffs)
2009	Derek Montgomery	34 field goal	at Lancaster
2009	Derek Montgomery	37 field goal *	vs Pickerington North
2009	Derek Montgomery	30 field goal	vs Zanesville
2009	Derek Montgomery	36 field goal	vs Zanesville
2009	Derek Montgomery	28 field goal	at Warren
2009	Derek Montgomery	19 field goal	vs Chillicothe
2009	Derek Montgomery	28 field goal	vs Canal Winchester (Playoffs)
2009	Derek Montgomery	27 field goal	vs Cbus Brookhaven (Playoffs)
2010	Derek Montgomery	28 field goal	vs Lancaster
2010	Derek Montgomery	34 field goal	at Pickerington North
2010	Derek Montgomery	24 field goal	vs Gallipolis
2010	Derek Montgomery	34 field goal	at Warren
2010	Derek Montgomery	27 field goal	at Warren
2010	Derek Montgomery	44 field goal	at Zanesville
2010	Derek Montgomery	40 field goal	at Portsmouth
2010	Derek Montgomery	40 field goal	vs Chillicothe
<b>2016</b>	<b>Charlie Kline</b>	<b>34 field goal</b>	<b>vs Athens</b>
<b>2016</b>	<b>Charlie Kline</b>	<b>41 field goal</b>	<b>vs Hamilton Ross</b>

**Safeties (30)**

1933	Punter fell on blocked punt in endzone	vs Middleport
1934	Punter stepped out of endzone	at Gallipolis
1940	Punter tackled in endzone	vs Jacksonville-Trimble
1943	Punter stepped out of endzone	vs Pomeroy
1945	Punter stepped out of endzone	vs New Lexington
1947	Player fell on ball in own endzone	at Nelsonville
1951	Punter stepped out of endzone	vs Jackson
1952	Player tackled in endzone	vs Columbus St. Mary's
1967	Punt snapped out of endzone	at Hilliard
1967	Punt blocked out of endzone	at Hilliard
1967	Punt blocked out of endzone	vs Jackson
1970	Player tackled in endzone	vs Nelsonville-York
1977	Player tackled in endzone	vs Athens
1980	Player fell on bad punt snap in endzone	at Delaware-Hayes
1984	Punt snapped out of endzone	at Columbus Beechcroft
1986	Player tackled in endzone	at Nelsonville-York
1988	Punt snapped out of endzone	vs Athens
1989	Punter downed in endzone	at New Lexington
1991	Punt snapped out of endzone	vs Gallipolis
1994	Player tackled in endzone	at Marietta
1996	Player tackled in endzone	at Gallipolis
2001	Punt snapped out of endzone	at Point Pleasant (WV)
2003	Punt snapped downed in endzone	vs Chillicothe
2003	Punt snapped out of endzone	at Jackson
2006	Player tackled in endzone	at Pickerinton North
2006	Player tackled in endzone	at Gallipolis
2008	Blocked punt out of endzone	at Chillicothe
2009	Punt snapped out of endzone	at Lancaster
2009	Player tackled in endzone	at Gallipolis
2010	Bad snap kicked out of endzone by QB	at Warren





## Opponent Non-Offensive Scores

*Missing 1943 Bremen, 1982 New Lexington Games*

### Kick-Off Returns for Touchdown (29):

1925	Matthews	95 yards	vs New Straitsville
1930	Fisher	78 yards	vs Nelsonville
1945	Hackett	75 yards	at Middleport
1955	Hovatter	90 yards	at Middleport
1958	Harrison	80 yards	vs Pomeroy
1964	Barry Miller	94 yards	at Jackson
1972	Jerry Cunningham	85 yards	at Athens
1974	Alphonso Johnson	98 yards	vs Ironton
1976	Ken Crawford	79 yards	at Jackson
1981	Steve Robe	80 yards	vs Athens
1984	Deric Anderson	92 yards	at Columbus Centennial
1991	Darrell Finck	<b>97 yard</b>	at New Lexington
1992	Ben Kroft	93 yards	at Marietta
1993	Shannon Brown	88 yards	vs Chillicothe
1995	Josh Graham	86 yards	vs River Valley
1995	Kahieem Maxwell	87 yards	at Athens
1996	Bill Bryant	86 yards	vs New Lexington
1997	Adam Viney	90 yards	vs Zanesville
1998	Josh Dixon	91 yards	vs New Lexington
1998	Brian Bradbury	88 yards	at River Valley
2000	Harry Garland	86 yards	at Zanesville
2000	Brad Venham	94 yards	vs Warren
2007	Malik White	92 yards	at Portsmouth
2009	Casey Oates	80 yards	vs Chillicothe
2010	Stanley Peterson	90 yards	vs Reynoldsburg
2011	Godwin Igwebuike	84 yards	vs Pickerington North
2012	Jhustus Cornley	80 yards	vs Northland
2013	Johnnie Charles	<b>97 yards</b>	vs Portsmouth
<b>2016</b>	<b>Bishop Ford</b>	<b>86 yards</b>	<b>at Warren</b>

### Punt Returns for Touchdown (24):

1923	Algeo	50 yards	vs Athens
1927	Smith	30 yards	at Portsmouth
1931	Severson	75 yards	at Athens
1931	Brothers	50 yards	at Gallipolis
1938	Smith	65 yards	at Gallipolis
1940	Charley Dixon	48 yards	at Jackson
1940	Charley Dixon	52 yards	at Jackson
1940	Bob Radebaugh	70 yards	vs Lancaster
1941	Markwood	55 yards	at Lancaster
1950	Echard	<b>98 yards</b>	vs Lancaster
1950	Morgan	?? yards	at Gallipolis
1953	Williams	50 yards	vs Athens
1961	Cal Hamrick	42 yards	at Bexley
1962	Carl Gustavson	58 yards	at Athens
1970	Grate	51 yards	vs Meigs
1981	Marice Shriner	68 yards	at New Lexington
1990	Steve Smith	77 yards	vs Columbus St. Francis DeSales

1994	Justin Gail	71 yards	at Nelsonville-York
1994	Heath Hutchison	49 yards	at Gallipolis
1997	Josh Walker	80 yards	vs Nelsonville-York
2001	Drew Cannon	71 yards	at New Lexington
2011	Tabeal Radney	40 yards	vs Pickerington North
2011	Mikel Traylor-Bennett	48 yards	at Reynoldsburg
<b>2016</b>	<b>Chris McNally</b>	<b>76 yards</b>	<b>vs St. Francis DeSales</b>

### **Defensive Touchdowns (78):**

1915	Casto	35 yard INT return	at Columbus Clinton
1915	Owens	?? yard fumble return	vs Columbus West
1919	Brown	50 yard INT return	vs Lancaster St. Marys
1923	Schaffer	?? yard fumble return	vs Athens
1925	Hartley	80 yard fumble return	vs Crooksville
1927	Rupe Perkins	25 yard INT return	vs Athens
1929	Robinette	40 yard INT return	vs McArthur
1929	Gill	40 yard INT return	vs McArthur
1929	Unkown Player	?? yard INT return	at Jackson
1930	Davis	82 yard INT return	vs Nelsonville
1935	Kindle	Recovered fumbled K.O in endzone	at Pomeroy
1935	Cope	52 yard INT return	vs Nelsonville
1936	Rayburn	40 yard INT return	vs Columbus South
1938	McEwan	17 yard punt block return	vs Bremen
1942	Plank	blocked punt return	at Bexley
1942	Burt	32 yard INT return	at Athens
1943	Mills	90 yard INT return	vs Athens
1944	Gene Ash	50 yard fumble return	vs Pomeroy
1948	Mills	54 yard fumble return	vs Middleport
1950	Stiles	25 yard fumble return	at Jackson
1952	Mantz	80 yard INT return	at Wellston
1953	Zacks	82 yard INT return	vs Bexley
1953	Kriebel	45 yard INT return	vs Wellston
1953	Kloes	21 yard fumble return	at Middleport
1954	Ewart	2 yard INT return	at Bexley
1954	Buddy English	51 yard INT return	vs Pomeroy
1957	Friesner	65 yard INT return	at Lancaster
1960	Bill Biggs	<b>100 yard INT return</b>	at Athens
1965	John Stanson	25 yard INT return	vs Athens
1965	Ault	35 yard INT return	vs Meigs
1972	Jeff Hill	25 yard fumble return	vs New Lexington
1972	Mike Klise	38 yard fumble return	vs Hilliard
1973	Rick Massey	58 yard INT return	at Ironton
1973	Terry Mowery	43 yard INT return	at Ironton
1975	Bobby Crockrel	30 yard INT return	at Ironton
1976	Kevin Jackson	25 yard INT return	at Gallipolis
1978	Dallas Sharp	57 yard INT return	at Hilliard
1979	Brian Middaugh	40 yard fumble return	at New Lexington
1980	Marvin Harris	28 yard INT return	vs Waverly
1981	Mark Metcalf	15 yard fumble return	at Nelsonville-York
1981	Jerry Eastler	18 yard blocked punt return	vs Gallipolis
1981	Jimmy Morris	55 yard INT return	at Ironton
1983	Steve Robe	41 yard INT return	vs Athens
1984	Joe Spahr	29 yard blocked punt return	at Columbus Beechcroft
1984	Bret Galey	50 yard INT return	vs Cadiz
1985	Wayne Smith	24 yard fumble return	at Columbus Wehrle



1988	Jon Hollister	fell on fumble in endzone	at Marietta
1990	Steve Clemons	50 yard fumble return	vs Chillicothe
1990	Shannon Morgan	10 yard fumble return	at Washington Courthouse
1991	Chris Shaw	69 yard INT return	vs Washington Courthouse
1993	Tyler Hoppes	38 yard INT return	vs Miami Trace
1995	Josh Rippeth	89 yard fumble return	at Jackson
1995	David Kelley	43 yard fumble return	vs River Valley
1995	Thomas Hedges	55 yard fumble return	at Athens
1996	Adam Viney	<b>100 yard INT return</b>	at Zanesville
1996	Nathan Swartz	50 yard fumble return	at Marietta
1997	Jeff Malone	56 yard INT return	at Jackson
1998	Ben Robey	54 yard INT return	at Nelsonville-York
1998	Kelly Painter	5 yard blocked punt return	at Gallipolis
1999	Ryan Redd	35 yard INT return	at Pickerington
2000	Steve Knight	<b>93 yard fumble return</b>	at Zanesville
2000	Joe Bradley	fumble recovery in endzone	vs Upper Arlington
2000	Joe Bradley	98 yard INT return	vs Upper Arlington
2002	Jason Watkins	30 yard INT return	at Marietta
2002	Cole Haggerty	55 yard INT return	at Gallipolis
2004	Kollin Hancock	38 yard INT return	at Gahanna-Lincoln
2005	Anthony Hitchens	72 yard INT return	vs Chillicothe
2008	Isaac Beverly	blocked punt recovery in endzone	at Chillicothe
2010	Tony Traylor	29 yard INT return	at Pickerington North
2010	Grant Venham	55 yard fumble return	at Warren
2010	Ian McFarland	22 yard INT return	at Zanesville
2011	Tabeal Radney	29 yard INT return	vs Pickerington North
2011	Luke Foster	35 yard INT return	vs Jonathan Alder
2012	Dominique Shackelford	52 yard INT return	at Newark
2012	Jacob Blake	40 yard fumble return	vs Nelsonville-York
2012	Rodney Barnes	43 yard INT return	at Warren
2013	Isaiah Dexter	blocked punt recovery in endzone	at Lancaster
2014	Kolton Edmondson	15 yard blocked punt return	at Loudonville

### **Field Goals/Drop Kicks (86):**

1921	Heider	35 drop kick	at Marietta
1925	Dillenger	?? field goal	at Washington Courthouse
1925	Williams	?? field goal	vs New Straitsville
1926	(Wellston Captain)	?? drop kick	at Wellston
1930	George	16 field goal	vs McArthur
1967	Toby Via	22 field goal	vs Wellston
1971	Mike Buckley	27 field goal	vs Jackson
1971	Garry Snow	26 field goal	vs Athens
1974	Steve Montgomery	40 field goal	at Hilliard
1976	Kevin Cannon	25 field goal	vs New Lexington
1976	Glenn Durban	20 field goal	at Hilliard
1976	Duane Weber	27 field goal	vs Meigs
1979	Brad Woodson	22 field goal	at Nelsonville-York
1981	Phil King	24 field goal	vs Gallipolis
1982	Mitch Brown	31 field goal	at Whitehall-Yearling
1982	Dave Barr	35 field goal	vs Meigs
1983	Joey Wyant	23 field goal	vs Jackson
1983	Brian Shepler	23 field goal	vs Gallipolis
1985	Paul Conrath	31 field goal	vs Athens
1986	Matt Heidorn	25 field goal	at Marietta
1986	Randy Amsbary	20 field goal	at Gallipolis
1987	Dan Sprout	26 field goal	at Columbus St. Francis DeSales

1987	Matt Heidorn	29 field goal	vs Marietta
1988	Dan Sprout	40 field goal	vs Columbus St. Francis DeSales
1988	Dan Sprout	25 field goal	vs Columbus St. Francis DeSales
1988	Eric Jantes	33 field goal	vs Ashland
1989	Andy Neal	30 field goal	vs Ironton
1990	Unknown	?? field goal	vs Chillicothe
1990	Monte Smith	37 field goal	at Washington Courthouse
1990	Ben Cunningham	31 field goal	at Marietta
1992	Matt Lorenzo	31 field goal	vs Wheeling Park (WV)
1992	Ben Kroft	20 field goal	at Marietta
1992	Tim Slone	41 field goal	at Gallipolis
1992	Justin Gray	28 field goal	vs Warren
1992	Nick Toth	24 field goal	vs Athens
1993	Tad Steinbrink	39 field goal	vs Nelsonville-York
1993	Kyle Butts	25 field goal	vs Miami Trace
1995	Jeremy Durham	18 field goal *	at Watkins Memorial
1995	Jafi Jajl	35 field goal	at Athens
1996	Jeremy Whittingham	37 field goal	vs Point Pleasant (WV)
1997	Shane Richards	34 field goal	at Warren
1997	Drew Gilmore	32 field goal	vs Marietta
1998	Paul Blankenship	26 field goal	vs Jackson
1999	Jason Sparks	37 field goal	at Pickerington
1999	Jason Sparks	35 field goal	at Pickerington
2000	Jasper Bateman	32 field goal	at Nelsonville-York
2001	Adam Graessle	45 field goal	vs Dublin Coffman
2001	Adam Graessle	26 field goal	vs Dublin Coffman
2003	Jared Wren	25 field goal	at Athens
2004	Paul Seiberling	47 field goal	vs Lancaster
2004	Evan Jablonka	32 field goal	at Pickerington North
2004	Evan Jablonka	36 field goal	at Pickerington North
2005	Justin Estes	22 field goal	vs Marietta
2006	Brian Widener	29 field goal	vs Lancaster
2006	Drew Basil	35 field goal	at Chillicothe
2006	Colby Catlett	40 field goal	at Hilliard Davidson
2007	Chris Dilger	29 field goal	at Lancaster
2007	Drew Basil	32 field goal	vs Chillicothe
2007	Drew Basil	38 field goal	vs Chillicothe
2007	Zach Dearinger	27 field goal	vs Tri-Valley
2008	Chris Dilger	26 field goal	vs Lancaster
2008	Jon Schweickart	31 field goal	vs Ironton
2009	Morgan Wynn	27 field goal	vs Marietta
2010	Zach Daugherty	29 field goal	vs Lancaster
2010	Tyler Ebright	36 field goal	at Pickerington North
2010	Kaleb Wilson	23 field goal	vs Reynoldsburg
2010	Tyler Hannon	21 field goal	vs Gallipolis
2010	Tyler Hannon	30 field goal	vs Gallipolis
2010	Chas Miller	39 field goal	at Warren
2011	Nick Hedrick	23 field goal	at Reynoldsburg
2011	Nathan Dean	37 field goal	at Nelsonville-York
2011	Brandon Taylor	19 field goal	at Gallipolis
2011	Zaide Whitley	17 field goal *	vs Portsmouth
2011	Noah Valentine	35 field goal	at Chillicothe
2012	Jimmy Voiles	41 field goal	at Jackson
2012	Dylan Saunders	36 field goal	vs Gallipolis
2012	Dylan Saunders	19 field goal	vs Gallipolis
2012	Dylan Saunders	32 field goal	vs Gallipolis

2013	Thad Smith	31 field goal	vs Teays Valley
2013	Thad Smith	44 field goal	vs Teays Valley
2013	Tucker Bender	28 field goal	vs Loudonville
2013	Logan Graham	33 field goal	at Zanesville
2014	Cory Barnett	27 field goal	at Teays Valley
2014	Tucker Bender	25 field goal	at Loudonville
2014	Logan Graham	31 field goal	vs Zanesville
<b>2016</b>	<b>Nate Gribble</b>	<b>34 field goal</b>	<b>vs Athens</b>
<b>2016</b>	<b>Domonic DiMaccio</b>	<b>52 field goal</b>	<b>vs St. Francis DeSales</b>

### **Safeties (35):**

1923	Safety		at Zanesville
1929	Player tackled in endzone		vs Middleport
1930	Punt snapped out of endzone		vs McArthur
1931	Player tackled in endzone		vs Middleport
1932	Punt snapped out of endzone		vs Athens
1934	Punt blocked in endzone, player downed		vs Buchtel
1934	Punt snapped out of endzone		vs McArthur
1935	Punter tackled in endzone		vs Jackson
1936	Punter stepped out of back of endzone		vs Columbus South
1940	Player tackled in endzone		vs Lancaster
1950	Player tackled in endzone		at Wellston
1953	Player tackled in endzone		at Lancaster
1953	Player tackled in endzone		vs Bexley
1955	Player tackled in endzone		vs Jackson
1955	Player tackled in endzone		vs Jackson
1955	Player tackled in endzone		vs Wellston
1968	Punter tackled in endzone		vs Morgan
1972	Player tackled in endzone		at Jackson
1974	Ball fumbled out of endzone		at Jackson
1976	Player tackled in endzone		vs New Lexington
1983	Player tackled in endzone		vs Jackson
1983	Punt blocked out of endzone		at Cadiz
1984	Intentional Down in endzone		at Jackson
1985	Intentional Down in endzone		vs Miami Trace
1985	Punter tackled in endzone		vs Gallipolis
1991	Punt snapped out of endzone		at Athens
1993	Punt blocked out of endzone		vs Nelsonville-York
1998	Player tackled in endzone		vs New Lexington
1998	Player tackled in endzone		at Nelsonville-York
1999	Offense called for holding in endzone		at New Lexington
2003	Ball fumbled out of endzone		at Westerville South
2005	Punt snapped out of endzone		vs Chillicothe
2010	Punt snapped out of endzone		vs Reynoldsburg
2011	Player tackled in endzone		at Reynoldsburg
2015	Player tackled in endzone		at St. Francis DeSales
<b>2016</b>	<b>Punt snapped out of endzone</b>		<b>vs St. Francis DeSales</b>





## LHS Football Captains By Season



- 1905** – Del Sherrard  
**1906** – (Unknown)  
**1907** – (Unknown)  
**1908** - Krieg  
**1909** - Brown  
**1910** – Clyde Beverage
- 1911** – (Unknown)  
**1912** – Stanley Sparnon  
**1913** – Ward Chase  
**1914** – Donald Ackers  
**1915** – Claude Hammon  
**1916** – Desmond Braddock (Elected), Byron Moorhead (Acting)  
**1917** – Byron Moorehead  
**1918** – Phillip Henderson  
**1919** – Harry Ambrose
- 1920** – Anthony Schrader  
**1921** – Anthony Schrader  
**1922** – Cecil Blair, Samuel Drake  
**1923** – Charles Bebout  
**1924** – Henry Adcock  
**1925** – Ralph “Dutch” Kleinschmidt  
**1926** – Roscoe Campbell  
**1927** – Bernard Fox  
**1928** – Donald Spencer  
**1929** – Bill Kuhn
- 1930** – Charles Notestone  
**1931** – Glenn Bright  
**1932** – Kenneth Adair  
**1933** – Ronald McMillin  
**1934** – Pearl Derr  
**1935** – Vaughn “Bus” Hansel  
**1936** – Harry Jones  
**1937** – Maurice Cole (Elected), Bob Hansley (Acting)  
**1938** – Joe Karshner  
**1939** – Bob McBride

**1940** – Bill “Mutt” Bryan  
**1941** – Louis Casto, Morris Hummel  
**1942** – Jack Graham  
**1943** – Lester Wallace (Elected), Jim Hummel (Acting)  
**1944** – Paul Goss (Elected), Fred Jacoby (Acting)  
**1945** – Leroy “Bud” Magle  
**1946** – Dave Bell, Beaman Mowery (Arrived late due to Army)  
**1947** – Jack Glick  
**1948** – Bob Fisk  
**1949** – Dave Myers (Elected, Ineligible), John Yates (Acting)

**1950** – Walter Nelson  
**1951** – Charles “Motzi” Schrader  
**1952** – Bob Thomas  
**1953** – Ron Dennis, Dick Smith  
**1954** – Dick Harden, Roger Kuhn  
**1955** – Frank Hartsell  
**1956** – Dave Roberts, Jim St. Clair  
**1957** – Gene Morgan, Lynn Strait  
**1958** – Mike Brown, Bob Dennis  
**1959** – Ed Dalton, Larry Wells

**1960** – Larry Bainter  
**1961** – Ron Brimmer  
**1962** – Scott Ledford  
**1963** – Robbie Johnson, Dick Stevens  
**1964** – Merle Beery, George Hummel  
**1965** – John Gasser, Leo Schultz  
**1966** – Gary Bartow, John Hansley, Bill Westfall  
**1967** – Mel Brooker, Chuck Kemper  
**1968** – Chuck Conrad, Ron Rutter  
**1969** – Bob Johnston, Bill Shaw

**1970** – Dave Crawford, Mike Young  
**1971** – Rick Krebs, Don Sigler  
**1972** – Kevin Berry, Ken Culbertson, Walter Newlon  
**1973** – John Corby, Bill Kazee  
**1974** – Jim Kemper, Pat Walsh  
**1975** – Chuck Byers, Mark Schmitter  
**1976** – Mike Byers, Harold Peppers, Jeff Spence  
**1977** – Scott Gasser, Brad Tucker  
**1978** – Brad Jackson, Jack Klump, Paul Shaw, Ron Swaim  
**1979** – Bret Freeman, John Huffman, Tim Myers, Dave Schmitter

**1980** – Kelly Adams, Mark Morgan, Jim Ogg, John Spence  
**1981** – Jim Angle, Eric Griggs, John Nihiser, Brian McDonald  
**1982** – UNKNOWN (Possibly none selected)  
**1983** – Brad Daubenmire, Jeff Dennis, Ed Vanover, Scott Whalen  
**1984** – Troy Brown, Jeff McCort, Barry Rodgers, Mark Van Bibber  
**1985** – None Selected, Rotated among Seniors  
**1986** – None Selected, Rotated among Seniors  
**1987** – None Selected, Rotated among Seniors  
**1988** – None Selected, Rotated among Seniors  
**1989** – None Selected, Rotated among Seniors

**1990** – Bill Copley, Doug Robers  
**1991** – Bill Brown, Bryan Lambert  
**1992** – Greg Crossley, R.J. McCort, Tom Smith, Todd Wyrick  
**1993** – Brooks Burris, Brian Miller  
**1994** – Tim Woodgeard, Chad Zimmerman  
**1995** – UNKNOWN (Possibly none selected)  
**1996** – UNKNOWN (Possibly none selected)  
**1997** – Josh Hinton, Alex Hipple, Ben Taulbee, Nick Wells  
**1998** – UNKNOWN (Possibly none selected)  
**1999** – Wayne Bateman, Jake Howdysshell, Paul Rogers, Josh Wolfe

**2000** – Jim Bennett, Joey Conrad, Johnny Conrad, Jamey Hankison  
**2001** – Derek Harden, Matt Mong, Alex Penrod, Colt Thompson  
**2002** – Jason Dicken, David Ellis, Trevor Emerson, Tyler Wadsworth  
**2003** – Steve Call, Jesse Herring, Austin Rohr, Josh Sturgell  
**2004** – Patrick Howe, BJ Hughes, Justin Pack, Ray Robinson  
**2005** – Kevin Call, Justin Coakley, Tyson Kratzenburg, Bruce Lehman  
**2006** – Bryce Bumgardner, Zak Gompf, Cameron Kiger, Jesse Wilson  
**2007** – Michael Angle, Justin Frye, Mark Potter, Lucas Wright  
**2008** – Jaush Huntsberger, Cary MacLaughlin, Stephen Miller, Clay Morgan  
**2009** – Patrick Angle, Zach McDaniel, Bobby Russell, Michael Snider

**2010** – Dylan Cavinee, Nathan Chandler, Jordan Jurgensmier, Tim King  
**2011** – Zach Dixon, Jordan Sharb, Paul Wesselhoeft, Aaron Wolfe  
**2012** – Dylan Manley, Cory McCarty, Justin Moore, Allen Mulford, Donnie Stevens \*, Garrett Tutwiler  
**2013** – Nick Maniskas, Austin Scarberry, Dennis Smathers  
**2014** – Will Brooks, Chance Cox, Keith Martin  
**2015** – Lane Little, Bryce McBride, Isaiah Smith  
**2016** – Colton Dixon, Dakota Dement, Kory Henthorne  
**2017** – Dakota Dement, Carter Hodson, Brady Walsh

\* = Did not finish season with team.



## All-Time All-SEOAL Selections



<b>L. Name</b>	<b>F. Name</b>	<b>Year</b>	<b>Designation</b>	<b>Position</b>	<b>Selectors</b>
Adair	Alan	1961	1st	T	SEOAL Media
Adams	Kelly	1979, 1980	1st, HM	RB/DB	SEOAL Media
Adams	Zach	2008	1st	WR/LB	SEOAL Coaches
Amyx	Nick	2006	HM		SEOAL Coaches
Angle	Jeff	1967	HM		SEOAL Media
Angle	Michael	2007	1st	QB	SEOAL Coaches
Angle	Patrick	2008, 2009	1 <sup>st</sup> , 1 <sup>st</sup>	QB/DB/LB	SEOAL Coaches
Armstrong	Mark	1977	1st	WR/DB	SEOAL Media
Bachus	John	1972	HM		SEOAL Media
Bailey	Josh	2002	1st	FB/LB	SEOAL Coaches
Bainter	Larry	1960	1st	QB	SEOAL Media
Barber	Roger	1979	HM		SEOAL Media
Bartow	Gary	1966	1st	HB/DB	SEOAL Media
Bateman	Wayne	1998, 1999	1st, 1st	RB	SEOAL Coaches
Beery	Merl	1963, 1964	1st, 1st	OL/DL	SEOAL Media
Beery	Earl	1964	1st	OL/DL	SEOAL Media
Bell	Dave	1945, 1946	HM, 1st	E	Gallipolis Tribune
Berry	Kevin	1972	HM		SEOAL Media
Berry	Ryan	1997, 1998	1st, 1st	DL	SEOAL Coaches
Blake	Earl	1944	HM		Gallipolis Tribune
Bookman	Tim	1994	1st	E/DE	SEOAL Coaches
Bowers	Dick	1946	1st	T	Gallipolis Tribune
Brandon	Pete	1939, 1940	2nd, 2nd	G, G	Jackson Sun Journal
Brandon	Bill	1957	HM		SEOAL Media
Brandt	Jim	1964	1st	RB/DB	SEOAL Media
Bray	Roger	1954	HM		SEOAL Media
Breining	Jimmer	1987, 1988	1st, 1st	QB/DB	SEOAL Coaches
Brenning	Gary	1961	HM		SEOAL Media
Brenning	Dale	1964	1st	FB/LB	SEOAL Media
Brimner	Ron	1960, 1961	HM, 1st	HB	SEOAL Media
Brooker	Mel	1966, 1967	HM, 1st	E/DL	SEOAL Media
Brown	Mike	1958	1st	QB	SEOAL Media
Brown	Dale	1968	HM		SEOAL Media
Brown	Bill	1991	1st	OL/DL	SEOAL Coaches
Bryan	Bill	1939, 1940	HM, 1st	HB	Jackson Sun Journal
Bryant	Charles	1949	HM		SEOAL Media
Bryant	Ed	1957	1st	G	SEOAL Media
Buckles	Larry	1953	HM		SEOAL Media
Buckley	Zac	2015	1 <sup>st</sup>	OL/DL	SEOAL Coaches
Bumgardner	Bryce	2005, 2006	1st	OL/DL	SEOAL Coaches
Burris	Brooks	1993	1st	OL/DL	SEOAL Coaches
Butcher	Ryan	1996	1st	RB	SEOAL Coaches
Byrd	Ted	1956	2nd	RB	SEOAL Media
Call	Steve	2002	1st	FB/LB	SEOAL Coaches

Call	Kevin	2005	1st	RB/LB	SEOAL Coaches
Cannon	John	1951	HM		SEOAL Media
Carpenter	Ryan	1993	1st	OL	SEOAL Coaches
Carter	Kamryn	2016	HM		SEOAL Coaches
Casto	Louis	'39, '40, '41	1st, 2nd, 1st	E, E, T	Jackson Sun Journal
Champ	Guy	1964	HM		SEOAL Media
Clark	Paul	1987, 1988	1st, 1st	RB	SEOAL Coaches
Clutter	Alex	1995	1st	WR	SEOAL Coaches
Coakley	Jeremy	2001	1st	WR/DB	SEOAL Coaches
Coakley	Justin	2004, 2005	1st	RB/LB	SEOAL Coaches
Conrad	Stanley	1938	HM		Jackson Sun Journal
Conrad	Paul	1944, 1946	2nd, HM	E	Gallipolis Tribune
Conrad	Chuck	1968	1st	HB/DB	SEOAL Media
Conrad	D.J.	1984, 1985	HM, 1st	WR/DB	SEOAL Media, SEOAL Coaches
Conrad	Joey	1999, 2000	1st, 1st	QB/DE	SEOAL Coaches
Conrad	Johnny	1999, 2000	1st, 1st	WR/LB	SEOAL Coaches
Copley	Bill	'88, '89, '90	1st, 1st, 1st	RB/LB	SEOAL Coaches
Corby	John	1973	HM		SEOAL Media
Cosgrove	John	1993, 1994	1st, 1st	RB/DB	SEOAL Coaches
Cottrill	Mike	1968	1st	OL/DL	SEOAL Media
Courter	Bob	1965	1st	OL/DL	SEOAL Media
Cox	Eric	1994	1st	WR	SEOAL Coaches
Cox	Chance	2014	1 <sup>st</sup>	WR/DB	SEOAL Coaches
Crawford	Dave	1969, 1970	HM, 1st	OL/DL	SEOAL Media
Crossley	Greg	1992	1st	RB	SEOAL Coaches
Culbertson	Ken	1971, 1972	1st, 1st	FB/LB	SEOAL Media
Culbertson	Justin	1998	1st	OL	SEOAL Coaches
Dalton	Ed	1959	1st	E	SEOAL Media
Danison	Don	1974	HM		SEOAL Media
Daubenmier	Chuck	1962	HM		SEOAL Media
Daubenmire	Brad	1983	HM		SEOAL Media
Davidson	Brian	1971	1st	E/DL	SEOAL Media
Davidson	Todd	1976	1st	FB/LB	SEOAL Media
Davis	Dave	1958	HM		SEOAL Media
DeLong	Evan	2013	1 <sup>st</sup>	WR/DB	SEOAL Coaches
Dement	Dakota	2016	1 <sup>st</sup>	OL/DL	SEOAL Coaches
Dennis	Ronnie	1952	HM		SEOAL Media
Dennis	Bob	1958	HM		SEOAL Media
Dennis	Jeff	1983	1st	OL/LB	SEOAL Media
Donahue	Jim	1947	HM		Gallipolis Tribune
Dupler	Bob	1952	HM		SEOAL Media
Ellinger	Robbie	1960	HM		SEOAL Media
Emerson	Bob	1951, 1952	1st, 1st	FB, FB	SEOAL Media
Emerson	Brock	2013	1 <sup>st</sup>	OL/DL	SEOAL Coaches
Emerson	Dave	1977	1st	RB/DB	SEOAL Media
Ervin	Jake	1940	HM		Jackson Sun Journal
Evans	Quinton	1995	1st	RB	SEOAL Coaches
Farrar	Scott	1984	1st	E/DB	SEOAL Media
Febes	Tom	1982	1st	OL/DL	SEOAL Media
Fisk	Bob	1947	2nd	RB	Gallipolis Tribune



Frazier	Mickey	1959	1st	B	SEOAL Media
Frye	Justin	2006, 2007	1st	RB	SEOAL Coaches
Gabriel	Dee	1961	HM		SEOAL Media
Gaffin	Carl	1958	1st	E	SEOAL Media
Garey	Rod	1969	1st	E/LB	SEOAL Media
Gasser	John	1964, 1965	HM, 1st	QB/DB	SEOAL Media
Gasser	Scott	1976, 1977	1st, 1st	QB/DB	SEOAL Media
Glick	Jack	1946, 1947	HM, HM		Gallipolis Tribune
Godfrey	John	1987	1st	OL/DL	SEOAL Coaches
Goodlive	Bill	1947	2nd	G	Gallipolis Tribune
Goss	Paul	1943	HM		Gallipolis Tribune
Graham	George	1940	1st	T	Jackson Sun Journal
Graham	Eric	1988	1st	OL/DL	SEOAL Coaches
Grandy	Eddie Joe	1952	1st	HB	SEOAL Media
Green	Jim	1951	HM		SEOAL Media
Griggs	Eric	1981	HM		SEOAL Media
Hahn	Joe	1975	HM		SEOAL Media
Hallett	Marty	1977	1st	E/LB	SEOAL Media
Hammond	Bob	1963	HM		SEOAL Media
Hankison	Jamey	1999, 2000	1st, 1st	FB/LB	SEOAL Coaches
Hansley	Bob	1937	1st	T	Wellston Sentinel
Harden	Derek	2000, 2001	1st, 1st	RB/LB	SEOAL Coaches
Hartsell	Jim	1954	HM		SEOAL Media
Hartsell	Frank	1955	HM		SEOAL Media
Hayden	Tommy	2014, 2015	HM, 1 <sup>st</sup>	OL/DL	SEOAL Coaches
Heinlein	Harold	1945	HM		Gallipolis Tribune
Henestofel	Jesse	2000	1st	WR/DB	SEOAL Coaches
		2014, 2015,			
Henthorne	Kory	2016	1 <sup>st</sup> , 1 <sup>st</sup> , 1 <sup>st</sup>	OL/DL	SEOAL Coaches
Hiles	Lee	1947	HM		Gallipolis Tribune
Hilton	Curtis	1961	1st	E/DL	SEOAL Media
Hinerman	Daine	1952	1st	T	SEOAL Media
Hinton	Josh	1997	1st	LB	SEOAL Coaches
Hodson	Carter	2016	HM		SEOAL Coaches
Howe	Patrick	2004	1st	WR/DB	SEOAL Coaches
Hubbard	Scott	1975	1st	WR/DB	SEOAL Media
Hughes	Jack	1940	2nd	QB	Jackson Sun Journal
Hughes	B.J.	2004	1st	WR/DB	SEOAL Coaches
Hummel	Morris	1940	HM		Jackson Sun Journal
Hummel	Jim	1942, 1943	HM, 1st	QB	Gallipolis Tribune
Hummel	George	1963, 1964	1st, 1st	RB/DB	SEOAL Media
Huntsberger	Jaush	2008	HM		SEOAL Coaches
Jackson	Josh	1991	1st	K/P	SEOAL Coaches
Jackson	Aaron	2016	1 <sup>st</sup>	WR/DB	SEOAL Coaches
Jacoby	Fred	1943, 1944	1st, 1st	T, T	Gallipolis Tribune
Johnson	Robbie	1962, 1963	1st, 1st	QB/LB	SEOAL Media
Johnson	Pinky	1968	HM		SEOAL Media
Johnston	Bill	1939	2nd	E	Jackson Sun Journal
Johnston	Bill	1940, 1941	HM, 1st	FB	Jackson Sun Journal
Johnston	Robert	1943	HM		Gallipolis Tribune
Johnston	Bob	'67, '68, '69	HM, 1st, 1st	QB/DB	SEOAL Media

Jordan	Dean	2012	SM	TE/LB	SEOAL Coaches
Jurgensmier	Jordan	2010	1 <sup>st</sup>	QB	SEOAL Coaches
Karnes	Brendan	2015	HM		SEOAL Coaches
Karshner	Joe	1938	2nd	HB	Jackson Sun Journal
Kazee	Bill	1973	HM		SEOAL Media
Keirns	Travis	2000	1st	WR/DB	SEOAL Coaches
Kelch	Roy	1939	1st	T	Jackson Sun Journal
Kellar	Butch	1976	HM		SEOAL Media
Kemper	Chuck	1965, 1967	HM, 1st	FB/LB	SEOAL Media
Kemper	Jim	1973, 1974	1st, 1st	QB/DB	SEOAL Media
Kemper	John	1977	1st	RB/DB	SEOAL Media
Kiger	Cameron	2006	1st	OL/DL	SEOAL Coaches
King	Tim	2010	1 <sup>st</sup>	OL/LB	SEOAL Coaches
Kinney	Charles	1945	3rd	RB	Gallipolis Tribune
Kissling	Corey	2006, 2007	1st	FB/LB	SEOAL Coaches
Klump	Jack	1978	HM		SEOAL Media
Kost	Nick	2012, 2013	1 <sup>st</sup> , 1 <sup>st</sup>	RB/LB, QB	SEOAL Coaches
Krannitz	Rodney	1987	1st	E	SEOAL Coaches
Kranntiz	John	'49, '50, '51	HM, 2nd, HM	G	SEOAL Media
Kratzenburg	Tory	2003	1st	WR/DB	SEOAL Coaches
Kratzenburg	Tyson	2005	1st	DL	SEOAL Coaches
Krebs	Rick	1970, 1971	1st, 1st	RB/DB	SEOAL Media
Krebs	Dave	1973	1st	E/LB	SEOAL Media
Kuhn	Pete	1948, 1948	HM, 2nd	RB	Gallipolis Tribune, SEOAL Media
Kuhn	Roger	1954	HM		SEOAL Media
Lambert	Bryan	'89, '90, '91	1st, 1st, 1st	FB/LB	SEOAL Coaches
Lehman	Bruce	2005	1st	OL	SEOAL Coaches
Lindsey	Isaac	2010	HM		SEOAL Coaches
Little	Lane	2014, 2015	1 <sup>st</sup> , 1 <sup>st</sup>	QB/DB	SEOAL Coaches
Lohr	Mark	1940	1st	T	Jackson Sun Journal
Lohr	George	1946	HM		Gallipolis Tribune
Lowe	Chuck	1969	1st	RB	SEOAL Media
MacLaughlin	Cary	2008	1st	OL/DL	SEOAL Coaches
Madison	D.J.	2014	HM		SEOAL Coaches
Magle	Roy "Bud"	'43, '44, '45	1st, 2nd, 1st	E, FB, RB	Gallipolis Tribune
Maniskas	Nick	1988	1st	WR/DB	SEOAL Coaches
Maniskas	Nick	2012	SM	WR/DB	SEOAL Coaches
Martin	Dick	1949	HM		SEOAL Media
Masteller	Rodd	1984	1st	WR/DB	SEOAL Media
Matheny	Mark	1960	1st	G	SEOAL Media
Mauck	Don	1949	2nd	C	SEOAL Media
May	Ron	1960	HM		SEOAL Media
Mayer	Heine	1957	HM		SEOAL Media
Mays	Mason	2008	1st	WR/DB	SEOAL Coaches
McBride	Bob	1938, 1939 2013, 2014,	1st, 1st	T, FB	Jackson Sun Journal
McBride	Bryce	2015	1 <sup>st</sup> , 1 <sup>st</sup> , 1 <sup>st</sup>	RB/LB	SEOAL Coaches
McBride	Ron	1981	1st	OL/DL	SEOAL Media
McBride	Dave	1983	1st	RB/DL	SEOAL Media
McCarty	Cory	2011, 2012	1 <sup>st</sup> , 1 <sup>st</sup>	RB/LB	SEOAL Coaches
McCort	Jeff	1984	1st	OL/DL	SEOAL Media

McCort	Scott	1985, 1986	1st, 1st	OL/LB	SEOAL Coaches
McCort	R.J.	1992	1st	OL/LB	SEOAL Coaches
McDonald	Brian	1980, 1981	HM, HM		SEOAL Media
McKinley	Alan	1977	1st	FB/DL	SEOAL Media
McLain	Jim	1947	HM		Gallipolis Tribune
McLaughlin	Frank	1955	HM		SEOAL Media
McManaway	Bob	1960	HM		SEOAL Media
Medina	Jose	1987	1st	WR/DB	SEOAL Coaches
Miller	Aubrey	1951	HM		SEOAL Media
Miller	Jack	1960	HM		SEOAL Media
Miller	Brian	1993	1st	QB	SEOAL Coaches
Miller	Beau	1996	1st	OL/LB	SEOAL Coaches
Minor	Jeremy	2016	1 <sup>st</sup>	RB/LB	SEOAL Coaches
Mojzer	Mike	1972	1st	OL/DL	SEOAL Media
Mong	Matt	2001	1st	FB/LB	SEOAL Coaches
Morgan	Gene	1957	1st	HB	SEOAL Media
Morgan	Mark	1980	1st	WR/LB	SEOAL Media
Morgan	Jeff	1982	HM		SEOAL Media
Morgan	Clay	2008	1st	RB/LB	SEOAL Coaches
Moritz	Seth	2007	HM		SEOAL Coaches
Mowery	Beaman	1944	HM		Gallipolis Tribune
Mowery	Dale	'44, '46, '47	HM, 2nd, HM	QB	Gallipolis Tribune
Mowery	Glenn	1944	HM		Gallipolis Tribune
Mowery	Leroy	1947	HM		Gallipolis Tribune
Mowery	Steve	1963, 1964	HM, 1st	E/DL	SEOAL Media
Mowery	Rodney	1982, 1983	1st, 1st	WR/DB	SEOAL Media
Mowery	Dustin	1991	1st	WR/DB	SEOAL Coaches
Myers	Don	1943	HM		Gallipolis Tribune
Myers	Tim	1979	HM		SEOAL Media
Myers	Keith	1983, 1984, 1985	HM, HM, 1st	QB/DB/K	SEOAL Media, SEOAL Coaches
Myers	Bobby	1995	1st	E/DL	SEOAL Coaches
Neff	Jon	2007, 2008	HM, 1st	TE/DE	SEOAL Coaches
Nelson	Walter	1950	HM		SEOAL Media
Nelson	John	1959	HM		SEOAL Media
Ogg	Randy	1975	HM		SEOAL Media
Ogg	Jim	1980	1st	OL/LB	SEOAL Media
Ogg	Jeff	1982	HM		SEOAL Media
Ogg	Jonathan	1996	1st	WR/DB	SEOAL Coaches
Pack	Justin	2003, 2004	1st, 1st	RB/LB	SEOAL Coaches
Palmer	Marc	1989	1st	OL/LB	SEOAL Coaches
Palmerton	Trey	1985	1st	FB/DL	SEOAL Coaches
Paulsen	Charles	2013	HM		SEOAL Coaches
Peppers	Harold	1975, 1976	1st, 1st	RB/DB	SEOAL Media
Poling	Dick	1949	HM		SEOAL Media
Poling	Tony	1976	HM		SEOAL Media
Poston	Greg	1967	1st	QB/DB	SEOAL Media
Potter	Mark	2006, 2007	1st	FB/LB	SEOAL Coaches
Rardain	Josh	2015	1 <sup>st</sup>	OL/DL	SEOAL Coaches
Richardson	Jim	1937	2nd	QB	Wellston Sentinal
Risch	Bob	1957, 1958	HM, 1st	T	SEOAL Media

Robers	Doug	1989, 1990	1st, 1st	OL/DL	SEOAL Coaches
Roberts	Larry	1952	1st	E	SEOAL Media
Roberts	Dave	1955, 1956	2nd, 1st	G, G	SEOAL Media
Robinson	Ray	2004	1st	OL/DL	SEOAL Coaches
Rogers	Paul	1999	1st	OL/DL	SEOAL Coaches
Rohr	Austin	2002, 2003	1st, 1st	RB	SEOAL Coaches
Rolan	Mark	1977	HM		SEOAL Media
Rose	Curtis	1986, 1987	1st, 1st	OL/DL	SEOAL Coaches
Ruggles	Mark	1979	1st	WR/DB	SEOAL Media
Rutter	Ron	1967, 1968	1st, 1st	OL/DL	SEOAL Media
Saxton	Bill	1948	2nd	E	Gallipolis Tribune
Scarberry	Austin	2013	1 <sup>st</sup>	RB/LB	SEOAL Coaches
Schmeltzer	Isaac	2013	1 <sup>st</sup>	RB	SEOAL Coaches
Schmitter	Bob	'43, '44, '45	2nd, 2nd, 1st	G, T, G	Gallipolis Tribune
Schmitter	Bob	1970	HM		SEOAL Media
Schmitter	Mark	1974	HM		SEOAL Media
Schmitter	Dave	1979	1st	E/DL	SEOAL Media
Schrader	Charles	1951	1st	G	SEOAL Media
Scott	Cecil	1940	3rd	HB	Jackson Sun Journal
Sharb	Jordan	2011	SM	TE/LB	SEOAL Coaches
Shaw	Bill	1939	HM		Jackson Sun Journal
Shaw	Bill	1969	HM		SEOAL Media
Shaw	Roger	1973	1st	FB/LB	SEOAL Media
Shaw	Steve	1974	1st	OL/LB	SEOAL Media
Shaw	Paul	1978	HM		SEOAL Media
Sheeler	Bob	1944, 1945	2nd, HM	C	Gallipolis Tribune
Sigler	Don	1971	HM		SEOAL Media
Sigler	Scott	1989	1st	QB/DB	SEOAL Coaches
Sigler	Seth	2008	HM		SEOAL Coaches
Smart	Marvin	1958	1st	RB	SEOAL Media
Smith	Allen	1940	HM		Jackson Sun Journal
Smith	Allen	1945	2nd	T	Gallipolis Tribune
Smith	Dick	1952, 1953	1st, HM	E	SEOAL Media
Smith	Mike	1963	1st	OL/DL	SEOAL Media
Smith	Jeff	1970	1st	E/DL	SEOAL Media
Smith	Greg	1971	1st	QB/DB	SEOAL Media
Smith	Jeff Lee	1977	HM		SEOAL Media
Smith	Tom	1992	1st	E/LB	SEOAL Coaches
Smith	Gabe	2013	HM		SEOAL Coaches
Smith	Isaiah	2014, 2015	1 <sup>st</sup> , 1 <sup>st</sup>	WR/DB	SEOAL Coaches
Snyder	Bob	1938	2nd	T	Jackson Sun Journal
Spackey	Corey	2004	1st	QB	SEOAL Coaches
Spears	Stephen	2005	1st	DL	SEOAL Coaches
St. Clair	Charles	1953	HM		SEOAL Media
St. Clair	Jim	1956	1st	G	SEOAL Media
Steele	Glen	1938	HM		Jackson Sun Journal
Stevens	Ken	1957	HM		SEOAL Media
Stevens	Dick	1962, 1963	1st, 1st	E/DL	SEOAL Media
Stewart	Terry	1958	1st	C	SEOAL Media
Stewart	Bob	1963	1st	OL/DL	SEOAL Media

Stewart	Jeff	1971	HM		SEOAL Media
Stohs	Adam	2005	1st	FB/LB	SEOAL Coaches
Strait	Lynn	1957	1st	HB	SEOAL Media
Stump	George	1959	HM		SEOAL Media
Swaim	Graham	1956	HM		SEOAL Media
Swartz	Duane	1959	HM		SEOAL Media
Terrell	Dalton	1938	HM		Jackson Sun Journal
Thomas	Bob	1951, 1952	HM, 1st	RB	SEOAL Media
Thompson	Roger	1980	1st	FB	SEOAL Media
Thompson	Colt	2001	1st	OL/DL	SEOAL Coaches
Trowbridge	Jim	1966, 1967	1st, 1st	OL/DL	SEOAL Media
Trucco	Mitch	1982	1st	WR/DB	SEOAL Media
Tucker	Brad	1976, 1977	1st, 1st	OL/FB/LB	SEOAL Media
Ucker	Paul	1943	2nd	C	Gallipolis Tribune
Vanover	Ed	1983	1st	RB/LB	SEOAL Media
Veidt	Eric	1985, 1986	1st, 1st	OL/LB	SEOAL Coaches
Veidt	Ty	1991	1st	OL/DL	SEOAL Coaches
Voris	Bill	1950	HM		SEOAL Media
Wadsworth	Tyler	2002	1st	OL/DL	SEOAL Coaches
Wallace	Eddie	1947, 1948	2nd, HM	E	Gallipolis Tribune
Wallace	Alex	2007	1st	OL	SEOAL Coaches
Wallace	Jenson	2015, 2016	HM, 1 <sup>st</sup>	WR/DB	SEOAL Coaches
Walsh	Pat	1988	1st	FB/LB	SEOAL Coaches
Walsh	Brady	2016	1 <sup>st</sup>	QB/DB	SEOAL Coaches
Walton	Jared	2003, 2004	1st, 1st	OL	SEOAL Coaches
Wells	Larry	1959	1st	T	SEOAL Media
Wells	John	1962	HM		SEOAL Media
Werner	Jack	1947	HM		Gallipolis Tribune
Wesselhoeft	Paul	2010, 2011	1 <sup>st</sup> , SM	RB/DL	SEOAL Coaches
Wesselhoeft	Reggie	2012, 2013	1 <sup>st</sup> , 1 <sup>st</sup>	OL/DL	SEOAL Coaches
West	Greg	1966	HM		SEOAL Media
Westfall	Bill	1965, 1966	HM, 1st	E/LB	SEOAL Media
Whalen	Scott	1983	1st	OL/DL	SEOAL Media
Wilson	Jesse	2006	HM		SEOAL Coaches
Wolfe	Aaron	2011	1 <sup>st</sup>	OL/DL	SEOAL Coaches
Wolfe	Kelly	1985, 1986	1st, 1st	RB/DB	SEOAL Coaches
Wolfe	Josh	1998	1st	WR/DB	SEOAL Coaches
Woltz	Phil	1960	1st	T	SEOAL Media
Woodgeard	Tim	1994	1st	OL/DL	SEOAL Coaches
Woodgeard	Trent	2001	1st	DL	SEOAL Coaches
Wotring	Sean	2011	1 <sup>st</sup>	WR/DB	SEOAL Coaches
Wright	Jack	1942	2nd	T	Gallipolis Tribune
Wright	Boyd	1947, 1948	2nd, 2nd	T, T	Gallipolis Tribune
Wright	Lucas	2006, 2007	1st	WR/DB	SEOAL Coaches
Wyrick	Todd	1992	1st	FB/DB	SEOAL Coaches
Yates	John	1949	1st	T	SEOAL Media
Yates	Mike	1953	HM		SEOAL Media
Yates	Chris	1997	1st	RB	SEOAL Coaches
Young	Mike	1970	HM		SEOAL Media
Zimmerman	Chad	1993, 1994	1st, 1st	WR/QB/DB	SEOAL Coaches



### All-Time All-SE District Selections



<b>L. Name</b>	<b>F. Name</b>	<b>Year</b>	<b>Designation</b>	<b>Position</b>
Adair	Alan	1961	2nd	OL
Adams	Kelly	1979	1st	RB
Adams	Zach	2008	1st	LB
Amyx	Nick	2006	1st	OL
Angle	Michael	2007	1st	QB
Angle	Patrick	2008	1st	QB
Armstrong	Mark	1977	1st	SE
Bailey	Josh	2002	SM	
Bainter	Larry	1960	1st	QB
Barber	Roger	1979	1st	OL
Bartow	Gary	1966	1st	DB
Bateman	Wayne	1998, 1999	1st	RB
Beery	Merle	1964	1st	OL
Bennett	Jim	2000	1st	E
Berry	Ryan	1997, 1998	1st, 1st	DL, DL
Bookman	Tim	1994	SM	
Bookman	Jacob	2003	1st	OL
Breining	Jimmer	1987, 1988	1st, 1st	QB, DB
Brenning	Dale	1964	1st	RB
Brimner	Ron	1961	2nd	RB
Brooker	Mel	1966, 1967	2nd, 2nd	E, E
Brown	Bill	1991	SM	
Buckley	Zac	2015	SM	
Bumgardner	Bryce	2005, 2006	SM, 1st	DL
Burris	Brooks	1993	1st	OL
Butcher	Ryan	1996	1st	RB
Call	Steve	2002	SM	
Call	Kevin	2004, 2005	SM, 1st	RB
Chandler	Nathan	2010	HM	
Clark	Paul	1988	1st	RB
Clutter	Alex	1995	1st	E
Coakley	Jeremy	2001	SM	
Coakley	Justin	2004, 2005	SM, 1st	LB
Conrad	D.J.	1985	1st	E
Conrad	Joe	1999, 2000	1st, 1st	QB, QB
Conrad	John	1999, 2000	1st, 1st	QB, QB
Copley	Bill	1989, 1990	SM, SM	
Cosgrove	John	1993, 1994	1st, 1st	RB, RB
Cottrill	Mike	1968	1st	OL
Courter	Bob	1964, 1965	1st, 1st	DL, OL
Cox	Bryan	1989	SM	
Cox	Eric	1994	1st	E
Cox	Chance	2014	SM	
Crawford	Dave	1970	1st	OL

Crossley	Greg	1992	1st	RB
Culbertson	Ken	1972	1st	LB
Culbertson	Justin	1998	1st	OL
Davidson	Brian	1971	1st	DL
Davidson	Todd	1976	2nd	LB
Dennis	Jeff	1983	1st	LB
Dicken	Jason	2001	SM	
Ellis	Tony	2006	HM	
Evans	Quinton	1995	1st	RB
Farrar	Scott	1984	1st	E
Febes	Tom	1982	1st	OL
Fisk	Arnie	1988	1st	DL
Frye	Justin	2006, 2007	1st, 1st	RB, RB
Garey	Rod	1969	2nd	LB
Gasser	John	1965	1st	DB
Gasser	Scott	1976, 1977	1st, 1st	DB, QB
Godfrey	John	1987	SM	
Gompf	Zak	2006	HB	
Graham	Eric	1988	1st	OL
Hahn	Joe	1975	2nd	OL
Hankison	Jamey	2000	1st	LB
Harden	Derek	2000, 2001	SM, 1st	RB
Henestofel	Jesse	2000	1st	DB
Henthorne	Kory	2015, 2016	1 <sup>st</sup> , 1 <sup>st</sup>	OL, DL
Hilton	Curtis	1961	3rd	DB
Hinton	Josh	1997	SM	
Howdysshell	Jake	1998	SM	
Howe	Patrick	2003, 2004	SM, SM	
Hubbard	Scott	1975	1st	DB
Hughes	B.J.	2004	1st	E
Hummel	George	1963, 1964	2nd, 1st	RB, DB
Huntsberger	Jaush	2008	HM	
Jackson	Josh	1991	1st	K
Jackson	Jordan	1992, 1993	1st, 1st	K, K
Johnson	Robbie	1962, 1963	2nd, 1st	LB, QB
Johnston	Bob	1969	2nd	DB
Jurgensmier	Jordan	2010	HM	
Kemper	Chuck	1967	1st	RB
Kemper	Jim	1974	2nd	DB
Kemper	John	1977	2nd	HB
Kiger	Cameron	2005, 2006	SM, 2nd	OL
King	Tim	2010	1 <sup>st</sup>	LB
Kissling	Corey	2006, 2007	2nd, 1st	LB, LB
Kost	Nick	2012	HM	
Krannitz	Rodney	1987	1st	E
Kratzenburg	Tory	2003	SM	
Kratzenburg	Tyson	2005	1st	OL
Krebs	Rick	1970	1st	RB
Krebs	Dave	1973	1st	E
Lambert	Bryan	1990, 1991	SM, 1st	LB

Lehman	Bruce	2005	1st	OL
Little	Lane	2014, 2015	SM, 1 <sup>st</sup>	QB
Lowe	Chuck	1969	1st	RB
MacLaughlin	Carey	2008	1st	OL
Matheny	Mark	1960	2nd	OL
Mays	Mason	2008	1st	E
McBride	Bryce	'13, '14, '15	1 <sup>st</sup> , 1 <sup>st</sup> , 1 <sup>st</sup>	LB, RB
McBride	Ron	1981	1st	OL
McBride	Dave	1983	1st	RB
McCarty	Cory	2011, 2012	1 <sup>st</sup> , 1 <sup>st</sup>	
McCort	Jeff	1984	1st	DL
McCort	R.J.	1992	1st	OL
McKinley	Alan	1977	2nd	DT
Medina	Jose	1987	1st	DB
Miller	Beau	1996	1st	LB
Miller	Stephen	2008	HM	RB, RB
Mojzer	Mike	1972	1st	OL
Mong	Matt	2001	1st	LB
Montgomery	Derek	2010	1 <sup>st</sup>	K
Morgan	Mark	1980	1st	LB
Morgan	Clay	2007, 2008	HM, 1st	All-Purpose
Moritz	Seth	2007	1st	DB
Mowery	Rodney	1983	1st	E
Mowery	Dustin	1991	SM	
Myers	Keith	1985	1st	QB
Myers	Bobby	1994, 1995	SM, SM	
Neff	Jon	2007, 2008	HM, 1st	DL
Ogg	Jim	1980	1st	OL
Pack	Justin	2003, 2004	SM, 1st	LB
Palmer	Marc	1989	1st	LB
Peppers	Harold	1975, 1976	2nd, 2nd	RB, RB
Poston	Greg	1967	1st	DB
Potter	Mark	2006, 2007	1st, 1st	LB, LB
Puhl	Adam	2001	1st	K
Robers	Doug	1989, 1990	1st, 1st	OL, DL
Rogers	Paul	1999	SM	
Rohr	Austin	2002, 2003	1st, 1st	RB, RB
Rose	Curtis	1986, 1987	1st, 1st	OL, OL
Rose	Rob	2004	1st	DL
Ruggles	Mark	1979	1st	DB
Rutter	Ron	1968	2nd	OL
Schmeltzer	Isaac	2013	1 <sup>st</sup>	RB
Schmitter	Dave	1979	1st	DL
Shaw	Roger	1973	1st	RB
Shaw	Steve	1974	1st	OL
Shaw	Matt	1999	SM	
Sigler	Scott	1989	SM	
Sigler	Seth	2008	1st	DL
Smith	Greg	1971	1st	QB
Smith	Jeff Lee	1976, 1977	2nd	K



Smith	Tom	1992	1st	LB
Smith	Isaiah	2014, 2015	1 <sup>st</sup> , 1 <sup>st</sup>	E
Snider	Michael	2008	HM	
Spackey	Corey	2004	1st	QB
Spears	Stephen	2005	1st	DL
Stevens	Dick	1962, 1963	2nd, 1st	E, E
Stewart	Bob	1963	2nd	OL
Stohs	Adam	2005	1st	LB
Thompson	Roger	1980	1st	RB
Thompson	Colt	2001	1st	DL
Trowbridge	Jim	1966, 1967	2nd, 2nd	DL, DL
Trucco	Mitch	1982	1st	DB
Tucker	Brad	'75, '76, '77	1st, 1st, 1st	LB/FB/LB
Veidt	Eric	1985, 1986	1st, 1st	LB, LB
Wadsworth	Tyler	2002	1st	DL
Wallace	Alex	2007	1st	OL
Wallace	Jenson	2015, 2016	SM, SM	
Walsh	Pat	1988	1st	LB
Walton	Jarod	2003	1st	OL
Wesselhoeft	Paul	2010	1 <sup>st</sup>	DL
Westfall	Bill	1966	1st	DL
Westfall	Greg	1966	2nd	RB
Wilson	Ryan	1987	1st	LB
Wolfe	Aaron	2011	HM	
Wolfe	Kelly	1985, 1986	1st, 1st	RB, RB
Wolfe	Josh	1998	SM	
Woltz	Phil	1960	2nd	OL
Woodgeard	Tim	1994	1st	DL
Woodgeard	Trent	2001	1st	DL
Wright	Lucas	2006, 2007	1st, 1st	DB, E
Wyckoff	Chuck	1999	SM	
Yates	Chris	1997	1st	RB
Zimmerman	Chad	1993, 1994	1st, 1st	DB, QB





### LHS All-Time Lettermen

Last Name	First Name	Yr 1	Yr 2	Yr 3	Yr 4
Achauer	Lester	1918			
Ackers	Donald	1912	1913	1914	
Ackison	Tyler	2002	2003		
Adair	Kenneth	1930	1931	1932	
Adair	Alan	1935			
Adair	Al	1960	1961		
Adair	Ken	1968			
Adams	Ted	1956			
Adams	Steve	1974	1975		
Adams	Kelly	1978	1979	1980	
Adams	Keith	1979	1980		
Adams	Alan	1982			
Adams	Steve	1987			
Adams	Zach	2006	2007	2008	
Adcock	Albert	1917	1918		
Adcock	Lawrence	1917			
Adcock	Henry	1922	1923	1924	1925
Adcock	Lawrence	1938			
Allen	James	1924			
Allen	Marion	1930	1931		
Allen	Jack	1935			
Allison	Jason	1988	1989		
Allwine	Kevin	2013			
Ambrose	Harry	1918	1919		
Amyx	Nick	2004	2005	2006	
Anderson	A.	1947			
Anderson	Chad	1998			
Anderson	Ryan	2008			
Andy	Weston	2006	2007	2008	
Andy	Kyle	2009			
Angel	Greg	1972			
Angle	Jeff	1966	1967		
Angle	Jim	1980	1981		
Angle	Michael	2005	2006	2007	
Angle	Patrick	2007	2008	2009	
Armstrong	Mark	1975	1976	1977	
Arnett	Lloyd	1933			
Arnett	John	1989			
Arnett	Brandon	2013	2014		
Arnold	Dale	1930			
Arnold	Chris	1984	1985	1986	
Arnold	Jesse	2008			
Atkins	Josh	1996	1997		
Atkins	Nate	1997	1998		
Aurand	Josh	1996	1997		

Bacchus	Jerry	1950		
Bachus	John	1971	1972	
Bachus	Brian	1978	1979	
Bachus	Mark	1983		
Bail	Lonnie	1947	1948	
Bail	Kenny	1950		
Bailey	Josh	2000	2001	2002
Bainter	Larry	1958	1959	1960
Baker	Jack	1931	1932	
Baker	Denny	1963	1964	
Baker	Adam	2013	2014	
Ball	Earl	1942		
Ballinger	Lance	2010		
Banick	Josh	2013		
Bapst	Jon	2006	2007	
Barber	Roger	1978	1979	
Barkhurst	Joel	1975		
Barkhurst	Gary	1978		
Barkhurst	Mick	1983		
Bartholomew	Oscar	1946		
Bartow	Gary	1965	1966	
Bateman	Paul	1949		
Bateman	Wayne	1997	1998	1999
Baughman	Larry	1978		
Bauman	Dan	1966		
Bebout	Dorwell	1919	1920	
Bebout	Charles	1922	1923	
Beck	Paul	1922	1923	
Becker	Walter	1926		
Beery	Merl	1962	1963	1964
Beery	Earl	1963	1964	
Beery	Jim	1977		
Beiting	Tom	1991		
Bell	Harry	1913	1914	
Bell	John	1922		
Bell	Earl	1938		
Bell	Merl	1938		
Bell	Dave	1945	1946	
Bell	Merl	1964	1965	
Bennett	Jim	1998	1999	2000
Bennington	Kevin	1987	1988	
Beougher	Dana	1968	1969	
Berlin	Granville	1914	1915	
Berry	Mike	1968		
Berry	Kevin	1971	1972	
Berry	Kermit	2010		
Berry	Ryan	1996	1997	1998
Black	Brian	2015		
Blackford	Joe	1989	1990	
Blair	Byron	1920	1921	

Blair	Cecil	1920		
Blair	James	1923	1924	
Blair	Larry	1984	1985	1986
Blair	Coy	2009	2010	
Blake	Earl	1944		
Blasius	Frank	1917		
Blosser	Foy	1927		
Blosser	Kermit	1927		
Blosser	Paul	1940		
Blosser	Bob	1952		
Blount	Tyler	2015		
Blum	Howard	1929		
Blythe	Kevin	1983		
Boals	Guy	1961		
Bondurant	John	2007		
Bookman	Tim	1992	1993	1994
Bookman	David	1995	1996	1997
Bookman	Jeremiah	1997	1998	
Bookman	Noah	2000		
Bookman	Jacob	2002	2003	
Boudinot	Steve	1974	1975	
Boudreau	Louis	2001	2002	
Bougher	Clyde	1939		
Bower	Cody	2005	2006	
Bowers	Richard	1945	1946	
Bowlby	Charles	2013		
Bowling	Jake	2005		
Bownes	Mason	1959		
Boyer	Steve	1994		
Boyle	Danny	2001		
Braddock	Desmond	1914	1915	
Brady	Brad	1966		
Brandon	Claude "Pete"	1939	1940	
Brandon	Bill	1956	1957	
Brandon	Michael	2000	2001	
Brandon	Allen	2005	2006	
Brandt	Richard	1932	1933	1934
Brandt	Dick	1960	1961	1962
Brandt	Jim	1963	1964	
Brandt	Doug	1988	1989	
Brandt	Rudy	1993	1994	
Branigan	Durwood	1930		
Branson	Caleb	2011	2012	
Branson	Lucas	2011		
Brashares	Carlos	1926		
Brashares	Mark	1929		
Bray	Walter	1929		
Bray	Eugene	1930	1931	
Bray	Roger	1953	1954	
Bray	Jacob	2002	2003	2004

Brehm	Tommy	1941		
Breining	Tommy	2015	2016	
Breining	Jimmer	1986	1987	1988
Brenning	Gary	1960	1961	
Brenning	Dale	1962	1963	1964
Brian	Chester	1918	1919	
Bright	Warren	1924		
Bright	Glendon	1930	1931	
Bright	Kenneth	1930	1931	1932
Bright	Steve	1958	1959	
Brimner	Ron	1960	1961	
Brimner	Dave	1972		
Brodbeck	Charlie	1976	1977	
Brooker	Mel	1965	1966	1967
Brooks	Will	2014		
Brown	Charles	1953		
Brown	Don	1954	1955	
Brown	Mike	1957	1958	
Brown	Bill	1962		
Brown	Tom	1962	1963	
Brown	Harold	1965		
Brown	Dale	1968		
Brown	Don	1980	1981	
Brown	Dan	1983		
Brown	Troy	1983	1984	
Brown	Judd	1988		
Brown	Bill	1989	1990	1991
Brown	Cody	1994		
Brown	Ty	1996		
Bryan	Bill "Mutt"	1938	1939	1940
Bryant	Charles	1948	1949	
Bryant	Ed	1956	1957	
Buchanan	Jack	1994	1995	
Buckles	Larry	1953		
Buckles	Ben	1954	1955	1956
Buckley	Zac	2014	2015	
Bumgardner	Bryce	2004	2005	2006
Bunthoff	Scott	1987	1988	
Burba	Mike	1994	1995	
Burcham	Ronnie	2007	2008	
Burress	Eric	1990		
Burris	Brooks	1991	1992	1993
Bush	Ed	1977		
Butcher	Larry	1993		
Butcher	Ryan	1995	1996	
Byers	Chuck	1973	1974	1975
Byers	Mike	1975	1976	
Byrd	Ted	1956		
Cadd	Quentin	1961	1962	
Call	Steven	2001	2002	2003

Call	Kevin	2003	2004	2005
Cames	Calvin	1933		
Campbell	Alfred	1912		
Campbell	Roscoe	1924	1925	1926
Campbell	Joe	1939		
Cannon	Wesley	1931		
Cannon	John	1950	1951	
Carlton	Matt	2002	2003	
Caron	Stephen	2002		
Carpenter	Roger	1971		
Carpenter	Ryan	1991	1992	1993
Carpenter	Josh	1994	1995	1996
Carter	Kamryn	2015	2016	
Carter	Ray	1943	1944	
Cassady	Bob	1975		
Casto	Louis	1939	1940	1941
Cavinee	Dylan	2008	2009	2010
Chamberlain	Justin	2007		
Champ	Guy	1962	1963	1964
Champ	Sean	1989	1990	
Chandler	Nathan	2008	2009	2010
Chapman	Mark	1972	1973	
Chesser	Nate	1997	1998	
Christman	Allan	1987		
Clark	John	1944	1945	
Clark	Bob	1947		
Clark	Garrett	2010		
Clark	Paul	1986	1987	1988
Clifton	Josh	2004		
Clutter	Alex	1994	1995	
Coakley	Jeremy	1999	2000	2001
Coakley	Justin	2003	2004	2005
Cocks	Nathan	2013	2014	
Cole	Sam	1931		
Cole	Maurice	1935	1936	
Cole	Tim	1973	1974	
Coleman	Michael	2004		
Collins	David	1986		
Collins	Jeff	1992		
Collinsworth	Larry	1996	1997	1998
Colliton	Cary	1993	1994	1995
Congrove	Brad	1994		
Conley	Mike	1987		
Conley	Shad	1994		
Connor	Jerry	1948		
Connor	Ron	1960	1961	
Conrad	Stanley	1937	1938	
Conrad	Tracy	1939	1940	1941
Conrad	Paul	1943	1944	1946
Conrad	Bernard	1947		

Conrad	Chuck	1967	1968	
Conrad	Larry	1983		
Conrad	D.J.	1983	1984	1985
Conrad	Chris	1991		
Conrad	Dustin	1992	1993	
Conrad	Joey	1998	1999	2000
Conrad	Johnny	1998	1999	2000
Cook	George	1919	1920	1921
Cook	Dan	1996	1997	
Cook	Cody	2003	2005	
Cook	Brian	2008	2009	2010
Copley	Bill	1988	1989	1990
Corby	John	1971	1972	1973
Cosgrove	Ken	1992		
Cosgrove	John	1992	1993	1994
Cottrill	Mike	1966	1967	1968
Courter	Bob	1963	1964	1965
Cox	Donald	1931	1932	
Cox	Dave	1977		
Cox	Bryan	1988	1989	1990
Cox	Eric	1993	1994	
Cox	Chance	2012	2014	
Cozad	Tim	2003		
Crabbe	Will	2005		
Crago	Clint	1994	1995	1996
Crane	Dave	1956		
Crawford	Elwyn	1921		
Crawford	Harold	1924		
Crawford	Dave	1968	1969	1970
Crawford	Jeff	1987		
Crawford	Ben	1998		
Cron	Jeremy	1996		
Crosby	Jarrold	2011		
Crossley	Greg	1990	1991	1992
Crothers	Mike	1982		
Cruise	Walter	1915		
Culbertson	Curt	1970		
Culbertson	Ken	1970	1971	1972
Culbertson	Greg	1972	1973	
Culbertson	Justin	1996	1997	1998
Cullison	Mark	1977		
Cummin	Tyler	2016		
Cummins	Brian	1984		
Curl	Mack	1932		
Dalton	Ed	1957	1958	1959
Dalton	Steve	1959		
Dalton	Bill	1974		
Dalton	Dave	1977		
Danison	Don	1972	1973	1974
Danison	Ron	1982	1983	

Danison	Brad	1986			
Danison	Josh	1998	1999	2000	
Daubenmier	Chuck	1960	1961	1962	
Daubenmier	Dave	1964	1965		
Daubenmier	Bob	1966	1967		
Daubenmire	Brad	1981	1982	1983	
Davidson	Craig	1970	1971	1972	
Davidson	Brian	1970	1971		
Davidson	Todd	1975	1976		
Davis	Fred	1941			
Davis	Dave	1957	1958		
Davis	Stefan	1964	1965		
Davis	Dennis	1982	1983		
Davis	Brian	1990	1991		
Delaplane	Max	2005	2006		
DeLong	Bill	1956	1957	1958	1959
DeLong	Evan	2012	2013		
Dement	Dakota	2016			
Dement	Tyler	2009	2010		
Dennis	Ronnie	1951	1952	1953	
Dennis	Bob	1957	1958		
Dennis	Myron	1972			
Dennis	Jeff	1981	1982	1983	
Dennis	Jamie	1985	1986		
Dennis	Rusty	1988	1989		
Dennis	Sam	2006			
Dennis	Joe	2009			
Denny	Wayne	1940			
Denune	Jim	1973			
Derr	Pearl	1932	1933	1934	
Derr	David	1949			
Derr	Gary	1963	1964		
Dew	Frank	1939			
Dexter	Jack	1953	1954	1955	
Dicken	Jason	2001	2002		
Dickerson	Nathan	1990	1991	1992	
Dixon	Colton	2016			
Dixon	Zach	2011			
Dollsmatch	John	1935	1936		
Dollsmatch	Bob	1957	1958		
Donahue	Jim	1946	1947		
Donaldson	Calvin	1918			
Dougherty	Jack	1933			
Dougherty	Ed	1955			
Downs	Shawn	1997	1998		
Drake	Samuel	1921	1922		
Dress	Eric	1986	1987		
Duffy	Ronald	1956	1957		
Duncan	Clell	1922			
Dupler	Bob	1950	1951	1952	



Durant	Kerwood	1930	1931	
Esteph	Will	2014		
Eberst	Charles	1922	1923	
Eberst	John	1932	1933	
Edgar	Tyler	2000	2001	2002
Edwards	Bill	1972		
Eggers	Jeshiah	2005	2006	2007
Eichel	Leon	1924	1925	
Elick	Tom	1942		
Elick	Ron	1998	1999	2000
Ellinger	Robbie	1959	1960	
Ellinger	Dennis	1977		
Ellinger	Don	1979		
Ellis	Bucky	1949		
Ellis	Sonny	1954		
Ellis	David	1968		
Ellis	David	2001	2002	
Ellis	Tony	2005	2006	
Emerson	Bob	1950	1951	1952
Emerson	Brock	2011	2012	2013
Emerson	Fred	1954		
Emerson	Dave	1975	1976	1977
Emerson	Trevor	2000	2001	2002
England	Park	1917		
Engle	Bryan	1992		
Ervin	Francis "Jake"	1939	1940	
Erwin	Leo	1914		
Erwin	John	1915		
Erwin	Harry	1918	1919	1920
Erwin	Dave	1978		
Evans	Kenneth	1932	1933	
Evans	Jamie	1988		
Evans	Quinton	1994	1995	
Fain	Mike	1972	1973	
Fain	Rick	1973	1974	
Fannin	Ben	2006		
Farrar	Scott	1983	1984	
Febes	Tom	1981	1982	
Fell	Leo	1965	1966	
Fickell	Bill	1965		
Fickle	Kerwood	1931	1932	
Fisher	Kevin	2013	2014	
Fisk	Bob	1946	1947	1948
Fisk	Arnie	1987	1988	
Fitzgerald	Kenneth	1922		
Fitzgerald	Bob	1934	1936	
Fitzgerald	Bob	1974		
Flohr	Aaron	1997	1998	
Foltz	Joseph	2012	2014	
Foreman	Herbert	1919	1920	1921

Fortner	Michael	2011		
Fox	Bernard	1926	1927	
Fox	Jack	1962	1963	1964
Fox	Dick	1964	1965	
Frasure	Caleb	2010		
Frasure	Dick	1943		
Frasure	Brice	1986	1987	
Frasure	Shane	1986		
Frasure	Michael	2006	2007	
Frazier	Mickey	1958	1959	
Frazier	Scott	1982		
Frederick	Clayton	2003		
Freeman	Joe	1965		
Freeman	Bret	1978	1979	
Fridley	Josh	2010	2011	
Frye	Justin	2006	2007	
Fullerton	Matt	2000	2001	
Funk	J.R.	1991		
Funk	Duane	1992	1993	
Gabriel	Ned	1932	1933	1934
Gabriel	Don	1946		
Gabriel	Jim	1948		
Gabriel	Dee	1960	1961	
Gabriel	Jerry	1986		
Gaffin	Carl	1957	1958	
Gage	Lock	1917		
Garey	Rod	1968	1969	
Gasser	Bill	1959		
Gasser	Tom	1960	1961	
Gasser	John	1963	1964	1965
Gasser	Scott	1975	1976	1977
Gay	Junior	1980		
Geiger	Keith	1981	1982	
Geiger	Jon	2007		
Geil	Eugene	1936		
Ginunas	Zach	2006		
Glass	Tom	1952		
Glenn	Rick	1964		
Glick	Jack	1945	1946	1947
Godfrey	John	1985	1986	1987
Goldstein	Leon	1923	1924	
Goldstein	Richard	1924		
Gompf	Joe	1932	1933	
Gompf	Zak	2004	2005	2006
Gooding	Harley	1931		
Goodlive	Harry	1927		1929
Goodlive	Bill	1945	1946	1947
Goodlive	John	1951		
Goodlive	Randy	1972	1973	
Gordon	Roger	1954	1955	

Goss	Jim	1941	1942	
Goss	Paul	1942	1943	
Goss	Keith	1991		
Graft	Maynard	1919		
Gragg	Jacob	2013		
Graham	George	1939	1940	
Graham	Jack	1941	1942	
Graham	Jim	1945		
Graham	Kermit	1985	1986	
Graham	Eric	1987	1988	
Graham	Brandon	2008	2009	2010
Grandy	Eddie Joe	1950	1951	1952
Greathouse	John	1953		
Green	Jim	1950	1951	
Green	Jim	1958	1959	
Griggs	Eric	1979	1980	1981
Griggs	Zach	2008		
Grove	Mike	1980		
Grove	Dustin	1992	1993	1994
Hacquard	Trace	1996		
Hahn	Joe	1975		
Halby	John	1933	1934	1935
Hall	Chris	1993	1994	
Hall	Matt	1998	1999	2000
Hall	Sam	2016		
Hallett	Marty	1976	1977	
Hammon	Claude	1913	1914	1915
Hammond	Lester	1930		
Hammond	Bob	1962	1963	
Hand	Evans	1973		
Haney	George	1946		
Haning	Shawn	1987		
Hankison	Harvey	1922	1923	
Hankison	Brett	1992	1993	
Hankison	Jamey	1998	1999	2000
Hansel	Vaughn "Bus"	1933	1934	1935
Hansley	Kenneth	1927		
Hansley	John	1936	1937	
Hansley	John	1964	1965	1966
Hanson	Duane	1989		
Harbaugh	Melrose	1912		
Harden	Dick	1953	1954	
Harden	Derek	1999	2000	2001
Harper	Chris	2015		
Harper	Stu	2015		
Harper	Tom	1952		
Harrington	Rollin	1912		
Hart	Derek	2006		
Hartman	Joe	1942		
Hartman	Robert	1945		

Hartman	Mike	1969		
Hartman	Gene	2003		
Hartsell	Frank	1953	1954	1955
Hartman	Paul	1931		
Hayden	Tommy	2013	2014	2015
Haysmer	Harry	1995		
Hedges	Dosty	2001		
Heft	Casey	2016		
Heft	Dallas	1944	1945	
Heft	Jack	1950	1951	
Heft	Tom	1953	1954	1955
Heine	Bob	1946		
Heinlein	Harold	1945		
Helber	Rod	1952		
Helber	Chuck	1970	1971	
Helber	Dave	1975		
Helber	Steve	1976	1977	
Henderson	Philip	1917	1918	
Henestofel	Jesse	1999	2000	
Henthorne	Kory	2014	2015	2016
Herring	Jesse	2003		
Hiles	Lee	1947		
Hiles	Herb	1948		
Hilton	Curtis	1960	1961	
Hinerman	Daine	1950	1951	1952
Hinton	Josh	1995	1996	1997
Hipple	Alex	1995	1996	1997
Hite	Ryan	1999	2000	
Hodson	Carter	2016		
Holl	Fred	1913		
Holl	Dick	1946		
Holloway	Tim	1968		
Hood	Jacob	2009	2010	
Hoopes	Charles	1925		
Horton	Matthew	2010		
Horton	Shane	2011		
Howdyshell	Lee	1973	1974	1975
Howdyshell	Jake	1997	1998	1999
Howdyshell	Joe	2002	2003	2004
Howe	Patrick	2002	2003	2004
Hubbard	Scott	1974	1975	
Hubbard	Alex	2005		
Huffman	Matt	1974		
Huffman	John	1978	1979	
Hughes	Jack	1939	1940	
Hughes	B.J.	2002	2003	2004
Hummel	Morris	1939	1940	1941
Hummel	Jim	1941	1942	1943
Hummel	George	1962	1963	1964
Hunsaker	Andy	1983		

Huntsberger	Jonathan	2001	2002		
Huntsberger	Jaushua	2007	2008		
Hutchins	Wes	1956			
Hutchison	William	1927			
Hutchison	Tom	1954	1955		
Hutchison	Jim	1972			
Iles	Ted	1926			
Iles	Paul	1927		1929	
Iles	Otto	1933			
Iles	Tom	1957	1958		
Inboden	Buck	1951			
Irvine	Marvin	1973			
Irwin	Nic	1999	2000	2001	
Jackson	Aaron	2016			
Jackson	Brad	1978			
Jackson	Josh	1991			
Jackson	Jordan	1992	1993		
Jacoby	Fred	1943	1944		
Jaggi	Bruce	1937	1938		
Jarrell	Josh	2001	2002		
Jergensmier	Fred	1914			
Johnson	Carl	1930			
Johnson	Robbie	1960	1961	1962	1963
Johnson	Pinky	1966	1967	1968	
Johnson	Randy	1975			
Johnson	Mike	1976			
Johnson	Rob	1977			
Johnston	Bill	1939	1940	1941	
Johnston	Bob	1943			
Johnston	Bob	1967	1968	1969	
Johnston	Joe	1996			
Jones	Raymond	1925			
Jones	Floyd	1929			
Jones	Harry	1935	1936		
Jones	Herb	1936	1937	1938	
Jones	Greg	1983			
Jones	Casey	1996	1997	1998	
Jordan	John	1990	1991		
Jordan	Dean	2012	2013	2014	
Jourdan	Gaven	2010			
Jurgensmier	Jordan	2008	2009	2010	
Kalklosch	Jim	1969			
Kane	Justin	2011			
Karns	Brendan	2014	2015		
Karshner	James	1933			
Karshner	Joe	1936	1937	1938	
Kazee	Bill	1971	1972	1973	
Keirns	Travis	1998	1999	2000	
Keister	Don	1943			
Kelch	Roy	1939	1940	1941	

Kellar	Butch	1975	1976	
Kellar	Rexford	1925	1926	
Kellar	Hugh	1931	1932	
Kemper	Chuck	1965	1966	1967
Kemper	Jim	1972	1973	1974
Kemper	John	1975	1976	1977
Kemper	Ryan	2002		
Kennard	Kyle	2006		
Kennedy	Joel	2006		
Kernen	Kurt	1995	1996	
Kernen	Kasey	2002	2003	
Kernen	Kris	2009		
Kessler	Fred	1917		
Kessler	Brian	1989	1990	
Keynes	Robert	1921	1922	
Kiger	Cameron	2004	2005	2006
Kiger	Clayton	2009	2010	
Kilkenny	Chuck	1987	1988	
King	Tim	2008	2009	2010
Kinney	Charles	1945		
Kirkland	Robert	2002	2003	2004
Kissling	Corey	2005	2006	2007
Kitchen	Doug	1980	1981	
Kleinschmidt	Lewis	1918		
Kleinschmidt	Rudolph	1920	1921	
Kleinschmidt	Ralph	1924	1925	
Kleinschmidt	Robert	1925		
Kline	Charlie	2016		
Kline	Eric	1982	1983	
Kline	Chaz	1999	2000	2001
Klingelhafer	Andy	1995	1996	
Klingenberg	Warren	1978		
Klump	Jack	1976	1977	1978
Klump	Roger	1981	1982	
Klump	Bryan	1991	1992	1993
Knece	Rusty	2009	2010	
Koska	Danny	2010		
Kost	Nick	2011	2012	2013
Krannitz	Joe	1932	1933	
Krannitz	Charles	1949		
Krannitz	John	1950	1951	
Krannitz	Tony	1982		
Krannitz	Rodney	1986	1987	
Kratzenburg	Chad	1999	2000	2001
Kratzenburg	Tory	2002	2003	2004
Kratzenburg	Tyson	2003	2005	
Krebs	Phelps	1929		
Krebs	Rick	1969	1970	1971
Krebs	Dave	1971	1972	1973
Kreppel	Charles	1956	1957	

Krieg	William	1923	1924	1925
Krinn	Ernest	1925	1926	
Krumlauf	Harry	1924		
Krumlauf	Clarence	1933		
Kuhn	Bill	1929		
Kuhn	Pete	1947	1948	1949
Kuhn	Roger	1952	1953	1954
Kuhn	Butch	1958	1959	
Kuhn	Ron	1985		
Lambert	Bryan	1989	1990	1991
Lambert	Andy	2001		
Landis	Odis	1938		
Landis	Owen	1942		
Lange	Dick	1967		
Lanning	Eddie	2014	2015	
Larimer	Carl	1922	1923	
Larimer	Frank	1926		
Leadbetter	Ralph	1926		
Leadbetter	Bob	1952		
Leadbetter	Dennis	1959		
Lecrone	Iles	1932		
Ledford	Scott	1961	1962	
Lehman	Bill	1950		
Lehman	Coy	1975		
Lehman	Rodney	1979		
Lehman	Shaun	1997	1998	
Lehman	Bruce	2003	2004	2005
Lemon	George	1923	1924	1925
Lemon	Jack	1952		
Leonard	Albert	1937		
Light	John	1970		
Lightfoot	Benton	1935		
Lightfoot	Brad	1978		
Lindsay	Eddie	2005		
Lindsey	Isaac	2009	2010	2011
Linton	John	1980		
Little	Landon	2016		
Little	Lane	2013	2014	2015
Lewellen	Alex	2009		
Lewellen	Caleb	2014		
Llewellen	Tallmadge	1989	1990	
Llewellen	Shawn	1990		
Lohr	Mark	1940		
Lohr	George	1946		
Long	Kelly	2009	2010	
Lowe	Chuck	1968	1969	
Lynch	George	1965	1966	
Lytle	Charles	1926		
MacDonald	Eric	1987	1988	
MacLaughlin	Cary	2006	2007	2008

Madison	D.J.	2014		
Magle	Roy "Bud"	1943	1944	1945
MaGuire	Taylor	2007	2008	
Maibach	Jeff	1994	1995	1996
Maniskas	Nick	1986	1987	1988
Maniskas	Nick	2011	2012	2013
Manley	Dylan	2010	2011	2012
Manter	Greg	1995	1996	
March	Nick	1980		
Martin	William	1918		
Martin	Elder	1926		
Martin	Dick	1949		
Martin	Andy	2001		
Martin	Keith	2013	2014	
Mason	Floyd	1934	1935	
Masteller	Rodd	1984		
Matheny	Dan	1960		
Matheny	Mark	1960		
Matheny	Randy	1970	1971	
Mauk	Don	1948	1949	
May	Gale	1956		
May	Ron	1959	1960	
Mays	Mason	2007	2008	2009
Maze	Frank	1946		
McBride	Joe	1935		
McBride	Bob	1937	1938	1939
McBride	Mike	1957		
McBride	Bill	1980	1981	
McBride	Ron	1980	1981	
McBride	Dave	1981	1982	1983
McBride	Bryce	2012	2013	2014 2015
McBroom	John	1946		
McBroom	Rory	1969	1970	
McCann	Austin	2006		
McCarty	Cory	2010	2011	2012
McClain	Jerry	1973		
McClanahan	John	1979		
McClure	Steve	1970		
McClure	Mike	1970		
McCort	Jeff	1983	1984	
McCort	Scott	1984	1985	1986
McCort	R.J.	1990	1991	1992
McCray	T.J.	2008	2009	
McDaniel	Bill	1978	1979	
McDaniel	Zach	2007	2008	2009
McDonald	Brian	1980	1981	
McFadden	John	1969		
McGlothlin	Josh	1988		
McGomery	Tyler	2007		
McGonagle	Ed	1926		



McGonagle	Jim	1941		
McGraner	James	1942		
McIntosh	Terry	1981	1982	
McIntosh	Mike	1990	1991	
McKinnis	Kalyb	2013		
McKinley	Alan	1977		
McLain	Jim	1946	1947	
McLaughlin	Frank	1954	1955	
McManaway	Bob	1960		
McManis	Andrew	2008		
McMillin	Ronald	1931	1932	1933
McMillin	Allen	1934		
McMullen	Ray	1931	1932	1933
McQuade	Jim	1945		
McQuaid	Joe	1951		
Meadows	Doug	1972		
Medina	Jose	1985	1986	1987
Mellinger	Matt	1992	1993	
Merritt	Kyle	2003		
Metzler	Brandon	2002		
Meyer	TJ	2015	2016	
Meyer	Heine	1956	1957	
Micochero	Domonic	2014	2015	
Miller	Charles	1929		
Miller	Charles	1930		
Miller	Aubrey "Junior"	1950	1951	
Miller	Jack	1960		
Miller	David	1964		
Miller	Chris	1969	1970	1971
Miller	Aaron	1979		
Miller	Matt	1989		
Miller	Brian	1991	1992	1993
Miller	Beau	1995	1996	
Miller	Scott	1995	1996	
Miller	Isaac	1996	1997	
Miller	Stephen	2007	2008	
Minic	Terry	1952	1953	
Minor	Jeremy	2015	2016	
Mitchell	Robbie	1978		
Mock	Fred	1955		
Moder	Ron	1974		
Mojzer	Mike	1970	1971	1972
Mong	Matt	1999	2000	2001
Monk	Jim	1953	1954	1955
Monk	Gale	1958	1959	
Monk	Roger	1971		
Montgomery	Dave	1998	1999	2000
Montgomery	Derek	2009	2010	
Moore	Darren	2006		
Moore	Justin	2011	2012	

Moorehead	Byron	1915	1917	
Moorehead	Jim	1942		
Moorehead	Bill	1943		
Morgan	Gene	1955	1956	1957
Morgan	Steve	1973	1974	
Morgan	Mark	1978	1979	1980
Morgan	Jeff	1982		
Morgan	Clay	2006	2007	2008
Moritz	Seth	2005	2006	2007
Morris	Jonas	1939		
Mowery	O'Neil "Peck"	1939		
Mowery	Delmar "Red"	1942		
Mowery	Beeman	1943	1944	
Mowery	Glenn	1943	1944	
Mowery	Dale	1945	1946	1947
Mowery	Leroy "Tick"	1947		
Mowery	Steve	1962	1963	1964
Mowery	Rodney	1982	1983	
Mowery	Colin	1990	1991	
Mowery	Dustin	1990	1991	
Mulford	Allen	2010	2011	2012
Mundy	Bill	1964	1965	
Mundy	Tim	1970		
Murphy	Jeff	2008	2009	
Music	Jack	2011	2012	
Myers	Caleb	2011	2012	2013
Myers	Francis	1924	1925	
Myers	Don	1943		
Myers	Dave	1948		
Myers	Rudy	1957	1958	
Myers	Rob	1972	1973	1974
Myers	Jerry	1977		
Myers	Tim	1978	1979	
Myers	Keith	1983	1984	1985
Myers	Jim	1991	1992	1993
Myers	Bobby	1993	1994	1995
Myers	Casey	1994		
Myers	Levi	2003	2004	
Needs	Jesse	2012	2013	
Neff	Jon	2006	2007	2008
Nelson	Eddie	1935	1936	1937
Nelson	Walter	1948	1949	
Nelson	John	1958	1959	
Nelson	Bob	1961	1962	
Nelson	Terry	1966		
Nelson	Bob	1975		
Nelson	Randy	1987		
Nelson	Riley	2015	2016	
Newlon	Walt	1971	1972	
Newman	Harry	1913	1914	1915

Newman	Theodore	1917		
Newman		1919		
Newman	Clyde	1924		
Nihiser	Adonis	1917		
Nihiser	Harold	1946		
Nihiser	Brian	1972		
Nihiser	John	1981		
Nihiser	Tim	1983		
Nixon	Harold	1943		
Notestone	Charles	1929	1930	
Nutter	Kevin	2000		
Oblinger	Paul	1947		
Oblinger	Pete	1948		
Ochs	Cody	2008		
O'Donnell	Francis	1946		
Ogg	Randy	1975		
Ogg	Jim	1978	1979	1980
Ogg	Jeff	1981	1982	
Ogg	Jonathan	1995	1996	
Ogle	Dick	1980		
Ogle	Jasen	1999	2000	
Ogle	Hickory	2002		
Oliver	Hickory	1961	1962	
Pack	Justin	2002	2003	2004
Page	Mike	1970	1971	
Palmer	Marc	1987	1988	1989
Palmerton	Trey	1983	1984	1985
Parry	John	1942		
Parry	Curt	1966		
Patchen	William	1925		
Paulsen	Charles	2011	2012	2013
Pennington	Aaron	1996		
Penrod	Austin	1996		
Penrod	Alex	2000	2001	
Peppers	Harold	1974	1975	1976
Perez	Coty	2008		
Perry	Tim	1972		
Perry	John	1982		
Pettit	Charles	1930		
Phelps	Steve	1967		
Phelps	Paul	1994	1995	
Phillips	Christian	2015		
Phillips	Joe	1981	1982	
Phillips	Matt	1992		
Phillips	Casey	2013	2014	
Phillips	Austin	2014		
Pickett	Larry	1956		
Pippen	Jonathan	2002		
Poindexter	Nick	2003	2004	
Poling	Tony	1975	1976	1977

Poling	Nate	2009	2010	
Pond	Phil	1945		
Porter	Keith	1971	1972	
Porter	Glen	1972		
Poston	Greg	1966	1967	
Potter	Mark	2005	2006	2007
Powers	Larry	1955		
Powers	Mike	1977		
Prewitt	Bill	1961	1962	
Price	Dick	1934		
Price	Tom	1954		
Price	Kelly	1972		
Price	Carl	1977		
Price	Tom	1993		
Proctor	Greg	2006		
Puchta	Mike	1997		
Pugh	Rusty	2010		
Puhl	Adam	2000	2001	
Rafferty	B.	1947		
Ralston	Bob	1934	1935	1936
Rammell	Mike	1955		
Rardain	George	1984		
Rardain	Josh	2013	2014	2015
Rau	Mike	1981		
Rauch	Jack	1942		
Rauch	Dave	1970	1971	
Reasoner	Lawrence	1919	1920	1921
Redd	Jim	1987	1988	1989
Redd	Dave	1990	1991	
Reed	Will	1984		
Reed	Robert	2009		
Reiber	John	1990		
Resler	Max	1999	2000	2001
Resler	Cole	2002	2003	2004
Richards	Robert	1945		
Richards	Jim	1950		
Richardson	Jim	1935	1936	1937
Richardson	Jim Bob	1968	1969	
Riches	Jeremy	2002		
Ricketts	Chad	1992	1993	1994
Ricketts	Chuck	1994		
Ridd	David	1976		
Riggs	Rudy	1982		
Rinehart	Kevin	2001	2002	
Risch	Bob	1956	1957	1958
Risch	Clay	2016		
Robers	Doug	1988	1989	1990
Roberts	George	1920	1921	
Roberts	Ralph	1924		
Roberts	Francis	1924	1925	

Roberts	Bernard	1927		
Roberts	Ray	1927		1929
Roberts	Danny	1939		
Roberts	Larry	1951	1952	
Roberts	Dave	1954	1955	1956
Roberts	Tim	1961		
Robinson	Bob	1941		
Robinson	Jim	1972	1973	
Robinson	Mike	1975		
Robinson	Ray	2003	2004	
Robinson	Ralph	2007	2008	2009
Robison	Dustin	1998	1999	
Rochester		1920		
Rodgers	Barry	1983	1984	
Rogers	Paul	1997	1998	1999
Rohr	Austin	2001	2002	2003
Rohrer	John	1930		
Rolan	Mark	1976	1977	
Rooker	Cymon	2016		
Roop	Shane	1987		
Rose	Curtis	1985	1986	1987
Rose	Rob	2002	2003	2004
Rudolph	William	1915		
Ruff	Conner	2016		
Ruff	Colton	2016		
Ruff	John	1980	1981	
Ruff	Jeff	1984	1985	1986
Ruggles	Mark	1979		
Russell	Bobby	2007	2008	2009
Rutter	Larry	1953	1954	
Rutter	Ron	1966	1967	1968
Rutter	Matt	2001		
Rutter	Jordan	2007	2008	2009
Sauer	Bill	1931		
Saunders	Matt	1984	1985	
Saving	John	1949		
Saxton	Bill	1948		
Scaparotti	Mike	1972	1973	
Scarberry	Austin	2011	2012	2013
Schein	Bob	1949		
Schleup	Josh	2003		
Schmeltzer	Isaac	2011	2012	2013
Schmidt	Dick	1957		
Schmitter	Bob	1943	1944	1945
Schmitter	Bob	1969	1970	
Schmitter	Mark	1973	1974	1975
Schmitter	Kurt	1978		
Schmitter	Dave	1979		
Schmitzer	Bill	1992		
Schneider	Alex	2010	2011	

Schneider	David	2007	2008		
Schneider	Nick	2012	2013		
Schrader	Anthony	1919	1920	1921	
Schrader	Ralph	1922	1923		
Schrader	Charles	1950	1951		
Schrader	Francis	1956	1957		
Schrader	Mike	1979			
Schrader	Mike	1980			
Schultz	Keith	1956			
Schultz	Leo	1963	1964	1965	
Schwartz	Duane	1957	1958	1959	
Scott	Cecil	1940			
Scott	Bill	1942			
Sellards	Brian	2010			
Semancik	Anthony	2008			
Sexton	Michael	2003	2004		
Sharb	Jordan	2010	2011		
Sharb	Mike	1982	1983		
Shaw	Hugo	1912	1913	1914	1915
Shaw	Pearl	1927		1929	
Shaw	Bill "Pealie"	1932	1934		
Shaw	Bill	1937	1938	1939	
Shaw	Bill	1968	1969		
Shaw	George	1970	1971		
Shaw	Roger	1971	1972	1973	
Shaw	Steve	1972	1973	1974	
Shaw	Paul	1977	1978		
Shaw	Matt	1986	1987		
Shaw	Matt	1997	1998	1999	
Sheeler	Bob	1944			
Sheets	Kenneth	1930	1931		
Shepard	Mark	1990			
Shephard	Harold	1929			
Shirey	Derek	2007	2008		
Showalter	Joe	1998			
Shriner	Wallace	1935	1936		
Shriner	Doug	1961			
Sigler	Don	1951			
Sigler	John	1960			
Sigler	Dean	1970			
Sigler	Don	1970	1971		
Sigler	Mike	1974			
Sigler	Chris	1980	1981		
Sigler	Scott	1987	1988	1989	
Sigler	Matt	1998	1999	2000	
Sigler	Seth	2006	2007	2008	
Sigler	Ryan	2007	2008	2009	
Simmons	Lloyd	1963	1964		
Simmons	Jim	1967			
Simms	Bob	1949			

Simpson	Kenny	2010		
Simpson	Michael	2010	2011	
Sinnott	Tony	1978		
Sinnott	Cameron	2006		
Skaggs	Kyle	2007		
Skinner	John	1974		
Skinner	Brandon	2014	2015	
Skiver	Dick	1948		
Sloan	Eugene "Pete"	1918	1919	
Smart	Marvin	1957	1958	
Smart	Paul	1958	1959	
Smart	Dwight	1969		
Smart	John	1971	1972	1973
Smathers	Dennis	2013		
Smith	Evan	1917		
Smith	Lorentz	1920		
Smith	Ramon	1934		
Smith	Junior	1936	1937	
Smith	Bill	1940		
Smith	Allen	1945		
Smith	Dick	1947		
Smith	Dick	1951	1952	1953
Smith	Mike	1961	1962	1963
Smith	Tim	1966		
Smith	Jeff	1969	1970	
Smith	Greg	1969	1970	1971
Smith	Jeff	1975	1976	
Smith	Jeff Lee	1975	1976	1977
Smith	Brad	1980		
Smith	John	1987	1988	1989
Smith	Tom	1990	1991	1992
Smith	Ryan	1993	1994	
Smith	Nick	1997		
Smith	Kevin	2007	2008	2009
Smith	Gabe	2013		
Smith	Isaiah	2013	2014	2015
Smyers	Chris	2014		
Snider	Michael	2007	2008	2009
Snyder	Bob	1936	1937	1938
Snyder	Bob "Kirby"	1940		
Sole	Joey	1992	1993	
Soliday	Earl	1921		
Soliday	Ron	1947	1948	
Solon	Donald	1920	1921	
Solon	Howard	1926		
Souders	Bruce	1980		
Souders	Shane	2016		
Sowers	Ralph	1993	1994	
Spackey	George	1937		
Spackey	Corey	2003	2004	

Sparnon	Stanley	1912			
Spears	Stephen	2003	2005		
Specht	John	1974	1975		
Spelock	Kyle	2015			
Spence	Jeff	1974	1975	1976	
Spence	John	1978	1979		
Spence	Jack	1982			
Spence	Matt	1983			
Spencer	Donald	1927			
Spicer	Ron	1961			
Spicer	Ron	1979			
Spicer	Doug	1982			
Spohn	Jon	2003	2004	2005	
Sprang	Don	1940			
St. Clair	Harry	1923			
St. Clair	Raymond	1925			
St. Clair	Ralph	1931			
St. Clair	Charles	1952	1953		
St. Clair	Jim	1954	1955	1956	
Stiffarm	Dakota	2016			
Stamper-Norman	Cody	2015			
Starner	Gary	1959			
Starr	Jason	2002	2003		
Steele	Jim	1937	1938		
Stevens	Ken	1956	1957		
Stevens	Dick	1961	1962	1963	
Stevens	Dominick	2013			
Steward	Bryan	1995	1996		
Stewart	Bill	1943	1944		
Stewart	Terry	1956	1957	1958	
Stewart	Bob "Big Daddy"	1960	1961	1962	1963
Stewart	Frank	1966			
Stewart	Jeff	1971			
Stewart	Guy	1973			
Stewart	Mike	1979	1980		
Stiers	Manning	1913			
Stiers	Joe	1917			
Stilwell	Colton	2014	2015		
Stimmel	Jim	1961	1962		
Stivison	Paul	1941			
Stohs	Adam	2003	2004	2005	
Stone	Floyd	1923			
Stoneburner	Jon	2003			
Stoughton	John	1920	1921		
Straine	Leroy	1918			
Strait	Lynn	1955	1956	1957	
Strawn	Marion	1936			
Strubble	Charles	1917			
Struble	Robert	1921			



Struble	Robert	1922	1923	
Stuart	Gary	1959		
Stump	George	1958	1959	
Sturgell	Josh	2001	2002	2003
Summers	Mike	1972	1973	
Sundgren	Ashton	2005	2006	
Swaim	Ron	1950		
Swaim	Graham	1955	1956	
Swaim	Ron	1977	1978	
Swaim	Korey	2008	2009	
Sweezy	Therman	1933		
Tackett	Bub	1989		
Talbott	David	2016		
Taulbee	Hubert	1970		
Taulbee	Sam	1977		
Taulbee	Keith	1988	1989	
Taulbee	Ben	1995	1996	1997
Teal	Jon	2009	2010	
Terrel	Waldo	1934		
Terrel	Dalton	1937		
Thomas	Harry	1912		
Thomas		1919		
Thomas	Joe	1936	1937	1938
Thomas	Bob	1950	1951	1952
Thomas	Dave	1974		
Thomas	Drew	1994	1995	1996
Thome	George	1927		
Thompson	Earl "Clyde"	1938		
Thompson	Roger	1978	1979	1980
Thompson	Nick	1996	1997	
Thompson	Colt	1999	2000	2001
Thompson	Brock	2008	2009	
Thorne	Sammy	1929		
Thrush	Ernie	1980		
Thurness	Bernard	1912		
Tignor	Chris	2001		
Tipton	George	1940		
Tipton	Frank	1961	1962	
Tom	Leonard	1927		
Tootle	Dustin	2007		
Travis	Steve	1994		
Travis	Matt	1996	1997	
Tritsch	Ben	1912		
Trowbridge	Bob	1964	1965	
Trowbridge	Jim	1966	1967	
Trowbridge	Mark	1973	1974	
Trucco	Mitch	1980	1981	1982
Tucker	Brad	1975	1976	1977
Tucker	Mark	1978		
Turner	Ray	1985		

Tutwiler	Garrett	2010	2011	2012
Ucker	Jack	1934	1935	
Ucker	Paul	1943		
Valkinburg	Caleb	2008	2009	
Van Bibber	Mark	1983	1984	
Vanover	Ed	1982	1983	
Vargas	Mario	2004		
Veidt	Eric	1984	1985	1986
Veidt	Ty	1990	1991	
Visintainer	Al	1954		
Visintainer	Mike	1994		
Voits	Dzillis	1956	1957	
Vollmer	Richard	1953	1954	
Vorhees	Justin	2005		
Voris	Francis	1943		
Voris	Bill	1949	1950	
Wadsworth	Tyler	2000	2001	2002
Wagner	Nathan	2003	2004	
Walke	Bryan	1981	1982	
Walker	Mike	1968	1969	
Walker	Ron "Squeak"	1986	1987	
Walalce	Jenson	2015	2016	
Wallace	Lester	1942		
Wallace	Eddie	1946	1947	1948
Wallace	Leo	1947	1948	
Wallace	Bob	1974		
Wallace	Alex	2005	2006	2007
Wallenburg	Mark	1997		
Walsh	Jack	1932		
Walsh	Bob	1942		
Walsh	Mike	1964		
Walsh	Pat	1972	1973	1974
Walsh	Pat	1986	1987	1988
Walsh	Mike	1987	1988	
Walsh	Jordan	2002	2003	2004
Walsh	Brady	2015	2016	
Walter	Nick	2004	2005	
Walton	Mike	1979		
Walton	Jared	2002	2003	2004
Wardwell	Doyen	1913		
Warner	Jack	1946	1947	
Warren	Tom	1990	1991	
Watkins	Ty	1976		
Watson	George	1918	1919	
Watson	Henry	1920	1921	
Waugh	Grant	2006	2007	
Weaver	Jason	1992	1993	
Weaver	Jeromy	2016		
Weiland	Tom	1942		
Wells	Don	1946		

Wells	Larry	1957	1958	1959
Wells	John	1960	1961	1962
Wells	Nick	1995	1996	1997
Wesselhoeft	Nathan	2007		
Wesselhoeft	Paul	2010	2011	
Wesselhoeft	Reggie	2012	2013	
West	Tom	1964		
West	Bob	1965		
West	Greg	1966	1967	
West	Curtis	2007		
Westfall	Bill	1965	1966	
Whalen	Scott	1982	1983	
Whitcraft	Wayne	1929		
Wilkins	Eric	1988		
Wilkins	Jason	1996		
Willage	Lawrence	1915		
Willard	Cory	1990		
Williams	Carlton	1926		
Willis	Ron	1953	1954	1955
Wilson	Claude	1934		
Wilson	Albert	1944		
Wilson	Ken	1968		
Wilson	Ryan	1985	1987	
Wilson	Keith	1994		
Wilson	Charlie	1996	1997	
Wilson	Jesse	2004	2005	2006
Wilson	Corey	2014	2015	
Witt	Jeff	1985	1987	
Wolfe	Aaron	2010	2011	
Wolfe	Anderson	2016		
Wolfe	Cody	2016		
Wolfe	Kelly	1984	1985	1986
Wolfe	Craig	1985	1986	1987
Wolfe	Ryan	1994	1995	1996
Wolfe	Josh	1997	1998	1999
Wolfe	Jacob	2002	2003	2004
Wolfe	Brad	2005	2006	
Wolfe	Colton	2013		
Woltz	Phil	1959	1960	
Woltz	Terry	1978		
Woltz	Lenny	1981	1982	
Woltz	John	1985		
Woltz	Zach	1998	1999	2000
Woodgeard	William	1927		
Woodgeard	Ray	1933		
Woodgeard	Tim	1992	1993	1994
Woodgeard	Trent	1999	2000	2001
Woodruff	Walter	1936		
Wotring	Sean	2010	2011	
Wright	Wayne	1917		

Wright	Howard	1922	1923	
Wright	Harold	1923		
Wright	Jack	1941	1942	
Wright	Boyd	1946	1947	1948
Wright	Lucas	2005	2006	2007
Wright	Tomas	2015		
Wyckoff	Chuck	1998	1999	
Wyckoff	Trevor	2016		
Wykle	Ryan	1998	1999	2000
Wyrick	Austin	2010		
Wyrick	Todd	1991	1992	
Yanko	Mark	2006		
Yates	Donald	1931		
Yates	John	1948	1949	
Yates	Mike	1952	1953	
Yates	Chris	1997		
Yates	Noah	2001	2002	
Yates	Casey	2002		
Yates	Preston	2016		
Yaw	Pete	1954		
Yontz	Ralph	1912	1913	1914
York	Kerry	1983	1984	
Young	Mike	1968	1969	1970
Young	Don	1978		
Young	Jacob	2012		
Zanner	Ray	1927		1929
Zanner	Eric	1972	1973	
Zickafoose	Bob	1973		
Zimmerman	Chad	1992	1993	1994
Zink	Chris	1997		



## Top 10 LHS Traditions



Below are the top 10 traditions related to Logan High School football, as chosen by LoganFootball.com.

### Tradition

**10. - *The Robert Dee Gabriel Memorial Color Guard.*** They present the colors before each home game, a unique part of the Chieftain pre-game, and just another aspect that makes Football Fridays on the Hilltop special.

**9. - *Tomahawk Award Stickers.*** These stickers were first given out in the late-1960s. The decals have changed over time, but they decorate Chieftain helmets to this day.

**8. - *Hitting the "WIN" sign as the team leaves the locker room.*** The origin of the "WIN" sign is unknown, but every kid who walks into the locker room knows its importance. Even if you're walking out for gym class, it's hard not to put your fist on the sign.

**7. - *The Pre-Game Pile Jump.*** Following the run through "Tunnel 'L'," members of the Varsity football team form a mass of purple while the last couple of players, usually captains and seniors, jump on top of the pile to give final words of encouragement.

**6. - *Singing the LHS Fight Song at Mid-Field after every win.*** Following every win, the Chieftains gather at mid-field to sing the LHS Fight Song. This is especially sweet after victories over rivals on the road or after clinching the SEOAL title at home.

**5. - *Willie Dicken's "Touchdown, Logan."*** Following every Logan touchdown, two famous words shout over the loudspeakers at Bill Sauer Field, *Touchdown, Logan!*

**4. - *Fast Entrance. The Logan Marching Chieftains signature entrance.*** One of the most unique spectacles in all of high school sports. Helps define Friday Nights on the Hilltop.

**3. - *Victory Bell.*** We're still researching the origins of the LHS Victory Bell that rings out following every Chieftain Victory. Following the singing of the LHS Fight Song, the boys sprint to the East Gates to let the sweet sound of victory ring!

**2. - *Senior Walk.*** Starting by the Seniors of 2001, following the final home game, all the seniors join arms and take one final walk across Bill Sauer Field. Although it is a new tradition, it's one that has grown quickly. It's a bitter sweet moment and a fitting end to a long journey.

**1. - *Tunnel "L."*** If you talk to current or former players, they'll tell you there is no bigger rush than running through the Logan Marching Chieftain's "Tunnel 'L'" just before kick-off. With thousands of fans on their feet, it's one of the loudest moments of the evening.

## All-Time SEOAL Standings

School	Games	Wins	Losses	Ties	Titles	Years in League	Winning Pct
Ironton Fighting Tigers (1925)	157	124	29	4	13	26 (1)	.802
Logan Chieftains	555	355	182	18	26	90	.656
Zanesville Blue Devils(2006)	20	13	7	0	0	3 (14)	.650
Jackson Ironmen	568	338	208	22	25	92 (18)	.614
Gallipolis Blue Devils	567	325	222	20	17	91 (17)	.591
Chillicothe Cavaliers (2006)	43	24	19	0	0	7 (16)	.558
Meigs Marauders (1967)	102	53	47	2	1	15 (3)	.529
Athens Bulldogs	519	254	247	18	12	80 (4)	.507
New Boston Glenwood Tigers (1927)	46	20	21	5	0	10 (5)	.489
Point Pleasant Big Blacks (1996)	54	26	28	0	0	8 (6)	.481
Portsmouth Trojans (1925)	67	31	36	0	1	12 (2)	.463
Pomeroy Panthers (1926)	261	107	133	21	1	40 (7)	.450
Middleport Yellow Jackets (1929)	252	108	134	10	9	38 (8)	.448
Wellston Golden Rockets (1925)	383	140	222	21	6	57 (9)	.393
Warren Local Warriors (1986)	169	59	110	0	1	30	.349
Marietta Tigers (1985)	151	52	99	0	3	26 (15)	.344
River Valley Raiders (1994)	54	11	43	0	0	8 (10)	.204
Nelsonville Greyhounds (1925)	276	44	220	12	0	42 (11)	.181
Waverly Tigers (1970)	88	15	72	1	0	13 (12)	.176
Nelsonville-York Buckeyes (1967)	20	1	19	0	0	3 (13)	.050

- 1) Left the league from 1930-1967, rejoined from 1968-1984, rejoined in 2006, left following 2009
- 2) Left the league following the 1927 season, rejoined in 2006, left following 2014
- 3) Left the league following the 1982 season
- 4) Left the league from 1928-1930, rejoined in 1930; left following the 2007 season
- 5) Left the league following the 1936 season
- 6) Left the league following the 2003 season
- 7) Consolidated with Middleport and Rutland in 1967 to form Meigs
- 8) Consolidated with Pomeroy and Rutland in 1967 to form Meigs
- 9) Left the league following the 1981 season
- 10) Left the league following the 2001 season
- 11) Consolidated with Murray City, Buchtel, and York in 1967 to form Nelsonville-York
- 12) Left the league following the 1982 season
- 13) Left the league following the 1969 season
- 14) Left the league following the 2008 season
- 15) Left the league following the 2010 season
- 16) Left the league following the 2012 season
- 17) Left the league following the 2015 season
- 18) Left the league following the 2016 season

## SEOAL Champions By Year

Year	Team	Rec.	H. Coach	Year	Team	Rec.	H. Coach
1925	Athens	5-0	H. Wise	1974	Ironton	7-0	B. Lutz
1926	Portsmouth	6-0	R. Hopkins	1975	Ironton	7-0	B. Lutz
1927	Jackson	6-0-1	T. Roberts	1976	Ironton	6-1	B. Lutz
1928	Wellston	5-0-1	R. Roach		Logan	6-1	B. Biggers
1929	Jackson	5-0-2	T. Roberts	1977	Logan	7-0	B. Boynton
	Middleport	5-0-1	C. Battyn	1978	Ironton	6-0	B. Lutz
1930	Middleport	6-0	C. Coffee	1979	Ironton	6-0	B. Lutz
1931	Gallipolis	7-0	L. Myers	1980	Ironton	6-0-1	B. Lutz
1932	Gallipolis	6-0	L. Myers		Jackson	6-0-1	T. Adsit
	Jackson	5-0	D. Lee	1981	Ironton	7-0	B. Lutz
1933	Middleport	5-0	C. Battyn	1982	Ironton	6-0	B. Lutz
1934	Logan	5-0	J. Longley	1983	Ironton	4-0	B. Lutz
	Middleport	6-0	C. Battyn	1984	Ironton	3-1	B. Lutz
1935	Middleport	6-0	W. Priode	1985	Gallipolis	4-0	B. Saunders
1936	Wellston	5-0	T.C. Davies	1986	Gallipolis	5-0	B. Saunders
1937	Wellston	6-0	T.C. Davies	1987	Logan	5-0	C. Perry
1938	Jackson	6-0-1	H. Watts	1988	Logan	5-0	C. Perry
1939	Jackson	6-1	H. Watts	1989	Athens	4-1	B. Gasser
	Logan	6-1	T. Bender		Logan	4-1	C. Perry
	Middleport	6-1	M. McCuen	1990	Athens	3-2	B. Gasser
1940	Jackson	6-0-1	H. Watts		Gallipolis	3-2	B. Saunders
1941	Logan	7-0	T. Bender		Jackson	3-2	L. Blackstone
1942	Middleport	6-0-1	M.H. Fowler		Marietta	3-2	S. Sayre
1943	Athens	7-0	S. Gilmore	1991	Logan	4-1	D. Amyx
1944	Athens	7-0	S. Gilmore		Marietta	4-1	S. Sayre
1945	Middleport	7-0	F. Bachtel	1992	Gallipolis	4-1	B. Saunders
1946	Athens	7-0	H. Lackey		Jackson	4-1	L. Blackstone
1947	Gallipolis	7-0	J. Halderman		Logan	4-1	D. Amyx
1948	Gallipolis	7-0	J. Halderman	1993	Gallipolis	5-0	B. Saunders
1949	Athens	5-1-1	H. Lackey	1994	Logan	6-0	D. Amyx
	Middleport	5-1-1	F. Bachtel	1995	Gallipolis	5-1	B. Saunders
1950	Athens	7-0	H. Lackey		Jackson	5-1	J. Reynolds
1951	Wellston	7-0	B. Wilson		Warren	5-1	M. Devol
1952	Logan	5-0-1	D. Diller	1996	Jackson	7-0	J. Reynolds
1953	Jackson	7-0	G. Slaughter	1997	Jackson	7-0	J. Reynolds
1954	Jackson	7-0	G. Slaughter	1998	Jackson	6-1	R. Layton
1955	Jackson	6-1	G. Slaughter		Logan	6-1	D. Amyx
	Pomeroy	6-1	A. Cilo	1999	Logan	7-0	D. Amyx
1956	Jackson	6-1	G. Slaughter	2000	Logan	7-0	D. Amyx
1957	Wellston	7-0	J. Malmisur	2001	Logan	7-0	D. Amyx
1958	Logan	6-1	M. Adams	2002	Gallipolis	5-1	M. Bokovitz
	Wellston	6-1	B. Brennan		Marietta	5-1	B. Spicer
1959	Jackson	6-1	J. Dudding	2003	Gallipolis	6-0	M. Bokovitz
1960	Gallipolis	7-0	C. Stobart	2004	Gallipolis	4-1	M. Bokovitz
1961	Jackson	7-0	T. Osborne		Logan	4-1	D. Amyx
1962	Gallipolis	7-0	J. Olcott	2005	Logan	5-0	D. Amyx
1963	Logan	7-0	M. Adams	2006	Logan	7-0	D. Amyx
1964	Logan	7-0	M. Adams	2007	Logan	7-0	D. Amyx
1965	Athens	7-0	D. Eskey	2008	Logan	6-0	D. Amyx
1966	Athens	6-1	D. Eskey	2009	Logan	5-0	D. Amyx
1967	Meigs	6-0	C. Chauncey	2010	Jackson	6-0	A. Hall
1968	Athens	6-0-1	D. Eskey	2011	Jackson	5-0	A. Hall
1969	Jackson	7-0	B. Buckles	2012	Gallipolis	5-0	M. Eddy
1970	Gallipolis	7-0	J. Ecker	2013	Logan	4-0	B. Burke
1971	Athens	6-1	G. Inbody	2014	Jackson	4-0	A. Hall
	Ironton	6-1	B. Bruney	2015	Jackson	3-0	A. Hall
1972	Ironton	7-0	B. Lutz	2016	Jackson	2-0	A. Hall
1973	Ironton	7-0	B. Lutz				



