



Logan Chieftains 2-5

VS



Dublin Scioto Irish 3-4 (2-2)

Friday October 13, 2017
Logan Chieftain Stadium, Logan, OH

Table of Contents

Pg. 2	Logan Chieftain Stadium Records
Pg. 3	“The Last Time...”
Pgs. 4-5	LHS Varsity Schedule and Match-up Facts
Pgs. 6-7	Logan Varsity Roster, Coaches, Facts, Varsity/JV/Frosh Schedules
Pgs. 8-9	Dublin Scioto Varsity Roster, Coaches, Varsity Schedule
Pg. 9	Series History
Pg. 10-11	Game Notes
Pgs. 12-13	Logan Two-deep
Pg. 14	Logan Stats
Pg. 15	Dublin Scioto Stats
Pgs. 16-18	Logan HS individual & team records
Pg. 19	Logan projected starting line-up
Pg. 20	Dublin Scioto projected starting line-up

Div. II, Reg. 7 Standings

1. Walnut Ridge	7-0	15.4286
2. Mifflin	6-1	13.5408
3. Massillon Washington	5-2	13.5204
4. Ashland	6-1	11.2500
5. New Albany	4-3	10.4714
6. Canal Winchester	4-3	9.9500
7. Youngstown Boardman	4-3	9.6912
8. Licking Heights	5-2	9.5643
-		
9. Whitehall-Yearling	4-3	8.4071
10. Northland	4-3	7.6587
11. Westerville South	3-4	7.5929
12. North Canton Hoover	3-4	7.5000
.....		
20. Logan	2-5	4.1071

Chieftain Opponents:

Dublin Jerome AT Hilliard Bradley
Teays Valley VS Hamilton Township
Meigs AT Point Pleasant (WV)
Sheridan AT New Lexington
Chillicothe AT Miami Trace
Athens AT Wellston
Minford VS Wheelersburg
Hamilton Ross VS Little Miami
Warren VS Weir (WV)

Logan Chieftain Stadium Records

Chieftains' Overall Record at "The Chief" – 27-23

Individual Records

Rushing

Most Rushing Yards
Most Rushing Attempts
Most Rushing TDs

275, Isaac Schmeltzer vs Warren, 2013
35, Daniel Bangura (Harvest Prep) vs Waterford, 2016
6, Jaylon Brown (St. Clairsville) vs Piketon, 2012
6, Isaac Schmeltzer vs Warren, 2013
99, Bryce McBride vs Portsmouth, 2013

Longest Run from Scrimmage:

Passing

Most Passing Yards
Most Completions
Most Attempts
Most Passing TDs

469, Grant Russell (Newark), 2013
27, Patrick Angle, vs Pickerington North, 2009
43, Joe Burrow (Athens), vs Marion-Franklin, 2013
5, Joe Burrow (Athens), vs St. Francis DeSales, 2014
5, Lane Little, vs Cambridge, 2015
92, Kelly Long to Sean Wotring, vs Jackson, 2011

Longest Completion

Receiving

Most Receptions

Most Receiving Yards
Most Touchdown Receptions

14, Zach McDaniel, vs Pickerington North, 2009
14, Darius Shackleford (Newark), 2013
269, Darius Shackleford (Newark), 2013
3, Darius Shackleford (Newark), 2013
3, Chance Cox, vs Lancaster, 2014
3, Isaiah Smith, vs Warren, 2015
92, Kelly Long to Sean Wotring, vs Jackson, 2011

Longest Reception

Special Teams

Longest Kick-off return for TD
Longest Punt return for TD
Longest Field Goal

97, Johnnie Charles (Portsmouth), 2013
76 yards, Chris McNally (St. Francis DeSales), 2016
52 yards, Domonic DiMaccio (DeSales), 2016

Defensive

Most Interceptions

Longest Interception Return for TD

2, Mason Jordan (Portsmouth) vs Logan, 2011
2, Casey Phillips vs Portsmouth 2013
101, Evan DeLong, vs Loudonville, 2013

Miscellaneous

Longest Play from Scrimmage
Longest fumble return for touchdown
Most Total Touchdowns

99, Bryce McBride run vs Portsmouth 2013
89, Dean Jordan, vs Lancaster, 2014
7, Isaac Schmeltzer vs Warren, 2013

Team Records

Most Rushing Yards
Most Passing Yards
Most Total Yards
Most Combined Rushing Yards
Most Combined Passing Yards
Most Combined Total Yards

562, Logan vs Portsmouth, 2013
469, Newark vs Logan, 2013
589, Logan vs Portsmouth, 2013
715, Logan vs Portsmouth, 2013
617, Logan vs Cambridge, 2015
974, Logan vs Portsmouth, 2013

Scoring

Most Points in a Game
Most Points (Combined)
Most Points in a Quarter (1 team)

Most Points in a Quarter (combined)

59, St Clairsville 59, Piketon 27, 2012
107, Athens 55, Tri-Valley 52 (OT), 2013
30, Logan 30, Chillicothe 7, 2009
30, Dublin Jerome 30, Logan 0 - 2016
37, Logan 30, Chillicothe 7, 2009

Logan Wins

First Win
Largest Winning Margin
Largest Winning Margin (via Shut-Out)
Consecutive Wins

Aug. 22, 2008 vs Lancaster (35-10)
45, vs Marietta 48-3; 2009
42, vs Warren 42-0; 2008
12 (Aug. 22, 2008-Aug. 27, 2010)

Logan Losses

First Loss
Largest Losing Margin
Largest Losing Margin (via Shut-Out)
Consecutive Losses

Aug. 27, 2010 vs Lancaster (37-24)
58, vs Dublin Jerome (58-0), 2016
58, vs Dublin Jerome (58-0), 2016
10, 2010-2011




Logan Football “The last time”











Last kick-off return for TD:	2015, Jenson Wallace, 89-yards, at Nelsonville-York
Last opponent kick-off return for TD:	2017, J.J. Harris, 64-yards, at Chillicothe
Last punt return for TD:	2015, Brady Walsh, 58-yards, at Gallipolis
Last opponent punt return for TD:	2017, Blaze Bean, 39-yards, vs Teays Valley
Last interception return for TD:	2016, Riley Nelson, 89-yards, at Jackson
Last opponent interception return for TD:	2017, Luken Hill, 80-yards, vs Sheridan
Last fumble return for TD:	2017, Conner Ruff, 0-yards, vs Meigs
Last opponent fumble return for TD:	2012, Jacob Blake, 40-yards, vs Nelsonville-York
Last blocked punt return for TD:	2014, Josh Rardain, 0-yards, at Meigs
Last opponent blocked punt return for TD:	2014, Kolton Edmondson, 15-yards, at Loudonville
Last time Logan kicked a field goal:	2017, Israel Bookman, 29-yards, at Athens
Last time an opponent kicked a field goal:	2017, Cole Casto, 42-yards, vs Sheridan
Last time Logan recorded a safety:	2010, bad snap kicked out of endzone by QB, at Warren
Last time an opponent recorded a safety:	2017, punter tackled in endzone, at Chillicothe
Last 200+ yard rushing game:	2017, Preston Yates, 260 yards, vs Meigs
Last opponent 200+ yard rushing game:	2017, Brandon Maughmer, 224 yards, at Chillicothe
Last time 2 players rushed for 100+ yards:	2014, Bryce McBride (227) and Dean Jordan (109), at Meigs
Last time opp. had 2 players rush for 100+ yards:	2014, Jerry King (163), Ryan Fitchpatrick (120), and Harrison Taylor (110), vs Lancaster
Last player to rush for 3 or more TDs:	2017, Preston Yates (3), at Minford
Last opposing player to rush for 3 or more TDs:	2017, Brandon Maughmer (4), at Chillicothe
Last 250+ yard passing game:	2015, Lane Little (259), at Gallipolis
Last opponent 250+ yard passing game:	2017, Clay Davis (324), at Athens
Last player to throw for 3+ touchdowns:	2016, Brady Walsh (3), vs Athens
Last opposing player to throw for 3+ touchdowns:	2017, Clay Davis (3), at Athens
Last time Logan scored 50+ points:	Aug. 28, 2015 – at Athens, 61-49 win
Last time an opponent scored 50+ points:	Oct. 14, 2016 – vs St. Francis DeSales 7-54 loss
Last time Logan recorded a shut-out:	Oct. 21, 2016 – vs Hamilton Ross, 23-0 win
Last time an opponent recorded a shut-out:	Sept. 23, 2016 – vs Nelsonville-York, 35-0



2017 Logan Chieftains Varsity Football Schedule

 AT Dublin Jerome	Aug. 25, 2017 7:00 PM AT Jerome HS Stadium Dublin, OH Loss, 07-41	 AT Dublin Jerome
3 rd Meeting ----- Last Meeting: 2017 (7-41 loss) ----- Jerome leads 2-1 ----- Jerome has won two straight		
 VS Teays Valley Vikings	Sept. 1, 2017 7:00 PM AT Logan Chieftain Stadium Logan, OH Loss, 07-35	 VS Teays Valley Vikings
5 th Meeting ----- Last Meeting: 2017 (7-35 loss)----- Teays Valley leads 4-1 ----- TV has won two straight		
 VS Meigs Marauders	Sept. 8, 2017 7:00 PM AT Logan Chieftain Stadium Logan, OH WIN, 26-22	 VS Meigs Marauders
18 th Meeting ----- Last Meeting: 2017 (26-22 loss) ----- Logan leads 10-7-1 ----- Logan won this season		
 VS Sheridan Generals	Sept. 15, 2017 7:00 PM AT Logan Chieftain Stadium Logan, OH Loss, 07-44	 VS Sheridan Generals
1 st Meeting ----- Last Meeting: 2017 (7-44 loss) ----- Sheridan leads 1-0 ----- Sheridan won this season		
 AT Chillicothe Cavaliers	Sept. 22, 2017 7:00 PM AT Herrnstein Field Chillicothe, OH Loss, 21-43	 AT Chillicothe Cavaliers
15 th Meeting ----- Last Meeting: 2017 (21-43 loss) ----- Chillicothe leads 8-7 ----- Chillicothe won this season		

LoganFootball.com Media Guide/Game Notes 5
Week Eight VS Dublin Scioto

 AT Athens Bulldogs	Sept. 29, 2017 7:30 PM AT R. Basil Rutter Field The Plains, OH Loss, 03-21	 AT Athens Bulldogs
91st Meeting ----- Last Meeting: 2017 (3-21 loss) ----- Logan leads 51-35-5 ----- Athens won this season		
 AT Minford Falcons	Oct. 6, 2017 7:00 PM AT Falcon Field Minford, OH WIN, 48-42 (2OT)	 AT Minford Falcons
1st Meeting ----- Last Meeting: 2017 (48-42 (2OT) win) ----- Logan leads 1-0 ----- Logan won this season		
 VS Dublin Scioto	Oct. 13 2017 7:00 PM AT Logan Chieftain Stadium Logan, OH	 VS Dublin Scioto
1st Meeting ----- Last Meeting: none. ----- Tied 0-0 ----- First ever meeting		
 AT Hamilton Ross Rams	Oct. 20, 2017 7:00 PM AT Ross Ram Stadium Hamilton, OH	 AT Hamilton Ross Rams
2nd Meeting ----- Last Meeting: 2016 (23-0 win) ----- Logan leads 1-0 ----- Logan won last season		
 VS Warren Warriors	Oct. 27, 2017 7:00 PM AT Logan Chieftain Stadium Logan, OH	 VS Warren Warriors
32nd Meeting ----- Last Meeting: 2016 (26-14 win) ----- Logan leads 26-5 ----- Logan has won 4 straight		



2017 Logan Chieftains Varsity Football Roster



No.	Name	Class	Height	Weight	Position
2	Austin Thrapp	10	5-10	155	WR/DB
3	Garrett Mace	10	5-9	150	WR/DB
4	Kyle Arnett	11	6-0	150	WR/DB
5	Israel Bookman	10	5-9	140	PK
7	Braeden Spatar	10	5-9	170	QB/DB
8	Brady Walsh **	12	6-0	185	QB/DB Capt.
9	Colten Castle	10	5-9	125	WR/DB
10	Trevor Wolfe	11	6-3	175	WR/DB
11	Landon Little *	11	5-11	160	WR/DB
12	Tyler Cummin *	11	5-11	165	RB/DB
13	Wes Brooks	11	6-0	185	WR/DB
14	Isaac Baron	12	6-0	185	WR/DB
16	Cymon Rooker *	12	6-0	195	TE/DL
17	Isaac Debina	11	5-10	155	WR/DB
19	David Talbott *	12	6-1	165	RB/DB
20	Cameron Fields	12	5-11	150	RB/LB
21	Jeromy Weaver *	11	5-11	165	TE/LB
22	Aaron Magdich	11	5-11	130	WR/DB
23	Kyle Horner	11	6-0	155	TE/LB
24	Donovan Lecroy	11	6-0	140	WR/LB
28	Colton Ruff *	10	5-10	155	RB/LB
29	Conner Ruff *	10	5-10	155	RB/LB
30	Jacob Hackworth	12	5-10	145	WR/DB
31	Tyler Eshelman	10	5-9	140	RB/LB
32	Jacob DeWitt	10	5-7	135	RB/LB
33	Thomas Wodzisz	12	5-4	105	WR/DB
34	Jacob Black	11	5-10	145	WR/DB
36	Trevor Horner	10	5-11	205	RB/LB
38	Joshua Blazer	10	5-10	155	WR/DB
44	Preston Yates *	11	5-11	175	RB/LB
50	Carter Hodson *	12	6-1	225	OL/DL Capt.
51	Josh Chapin	10	5-10	195	OL/DL
52	Garrett Baker	12	5-11	185	OL/LB
53	Blaine Miller	11	6-0	185	OL/DL
54	Tucker Wilson	12	6-3	305	OL/DL
55	Sam Kisor	10	6-0	185	OL/DL
56	Clay Risch *	11	6-0	185	OL/DL
57	Josh Horton	11	5-11	190	OL/DL
58	Dakota Dement *	12	5-10	175	OL/DL Capt.
59	Aaron Wolfe	11	5-9	215	OL/DL
61	Blaise Zagoric	11	5-10	165	OL/DL
62	Nick Baker	12	6-1	215	OL/DL
63	Chris Fitch	12	5-11	190	OL/DL
65	Trevor Wyckoff *	10	6-0	265	OL/DL
66	Logan Vincent	10	6-2	235	OL/DL
67	Kamryn Carter **	12	6-1	275	OL/DL
68	Zach Abrahm	11	6-0	180	OL/DL
70	Lance Edwards	11	6-0	225	OL/DL

Week Eight VS Dublin Scioto

71	Dakota Stiffarm *	12	6-1	235	OL/DL
73	Isaac Lewis	11	5-10	175	OL/DL
77	Brody Wood	11	6-2	180	OL/DL
79	Carson Miller	10	6-0	205	OL/DL
81	Sheldon Frasure	11	6-0	215	TE/DL
82	Nick Anderson	10	6-1	180	TE/DB
83	Justin Wolfe	10	6-3	170	TE/LB
86	Sam Hall *	11	6-6	215	TE/DL
88	Casey Heft *	12	6-0	165	WR/DB

* = Letters Earned

Capt = Full-time team captain

All-Time School Record: 566-379-37**Head Coach:** Billy Burke (University of Akron, 4th Season, 24-23 overall)**Asst. Coaches:** Brian Breining (LHS '97), Jimmer Breining (LHS '89), Jim Huntsberger, Josh Sturgell (LHS '04), Greg Thrapp, Pat Walsh (LHS '89), Tim Woodgeard (LHS '95)**2017 Varsity Schedule**

Date	Opponent	Location	Time-Result
08/25	Dublin Jerome	Dublin	Loss, 07-41
09/01	Teays Valley	Logan	Loss, 07-35
09/08	Meigs	Logan	WIN, 26-22
09/15	Sheridan	Logan	Loss, 07-44
09/22	Chillicothe	Chillicothe	Loss, 21-43
09/29	Athens	Athens	Loss, 03-21
10/06	Minford	Minford	WIN, 48-42 (2OT)
10/13	Dublin Scioto	Logan	7:00 PM
10/20	Hamilton Ross	Hamilton	7:00 PM
10/27	Warren	Logan	7:00 PM

2017 Junior Varsity Schedule

Date	Opponent	Location	Time-Result
08/26	Dublin Jerome	Logan	Loss, 12-40
09/02	Teays Valley	Teays Valley	Loss, 06-24
09/09	Meigs	Meigs	WIN, 20-12
09/16	Sheridan	Sheridan	Loss, 02-28
09/23	Bishop Watterson	Logan	Loss, 14-34
09/30	Athens	Logan	Loss, 14-22
10/14	Dublin Scioto	Dublin Scioto	9:00 AM
10/21	Tri-Valley	Logan	10:00 AM

2017 Freshman Schedule

Date	Opponent	Location	Time-Result
08/26	Dublin Jerome	Logan	Loss, 08-26
09/02	Teays Valley	Teays Valley	WIN, 24-08
09/16	Sheridan	Sheridan	Loss, 06-34
09/25	Wellston	Wellston	WIN, 24-00
10/02	Athens	Logan	WIN, 44-14
10/07	St. Francis DeSales	Columbus SFD	Loss
10/14	Dublin Scioto	Dublin Scioto	11:00 AM
10/21	Watkins Memorial	Logan	12:00 PM

2017 Dublin Scioto Irish Varsity Roster

No.	Name	Class	HT	WT	Pos.
2	Eric Holsinger	11	5-11	155	RB/WR
3	Jacob Jones	12	6-0	155	WR/DB
4	Griffin Crosa	11	6-2	160	K/P
5	Kyron Rogers	11	6-2	185	QB
6	Jordon Penn	10	5-6	140	WR/DB
7	Demaine Barnett	12	5-6	148	WR/DB
8	Sam Andoh	12	5-11	200	DL
9	Julius Wandabwa	12	6-3	220	DL
10	Gabe Wallace	12	5-10	180	LB
11	Jaden Penn	12	5-9	165	WR/QB/DB
12	Zach Sopher	11	6-1	165	WR/DB
13	Jalyn Ware	11	5-11	150	WR/DB
14	Marty Neuhardt	10	6-0	145	WR/DB
15	Zach Burmane	11	5-11	150	WR/DB
16	Chad Ray	10	6-2	175	QB/WR
17	Ben Gawronski	12	6-1	225	TE
18	Calvin Tucker	11	6-1	155	WR/DB
19	Tobias Jeffy	11	5-8	170	WR/DB
20	Asjath Jabeer	12	5-8	170	DL
22	Cayson Pfiesser	11	6-0	210	LB/TE
23	Jose Ramirez	12	5-6	188	RB/DL
25	Miguel Ramirez	10	5-7	184	RB/LB
27	Tobias Thomas	10	5-11	170	WR/DB
28	Kenyon Pannell	11	6-0	185	RB/DB
29	Shaker Aljafari	10	5-8	146	WR/DB
30	Sam Roper	10	5-9	160	WR/LB
31	Eugene Choi	12	5-9	160	LB/DB
32	Max Whited	10	5-10	160	WR/LB
33	Gage Hannan	10	5-7	145	WR/DB
34	Devon Williams	9	6-2	210	DL/LB
36	Cole Nolan	10	5-10	165	TE/LB
39	Pete Hrelec	10	5-9	150	RB/DB
41	Julian Ndreu	12	5-8	168	DL
42	Deron Pulliam	10	5-8	180	RB/DL
43	Jeremy Erickson	12	6-0	205	LB/TE
44	Mahmoud Darwish	12	5-8	173	DL
45	Chris Rodriguez	10	5-8	140	WR/DB
47	William Heer	12	6-0	185	LB
50	Inderjot Hothi	11	5-8	165	OL/DL
51	Nick Hopper	12	6-4	240	OL/DL
52	Joey Poling	10	5-10	195	OL/DL
53	Aidan Ekis	10	5-9	150	OL/LB
54	Logan Williams	11	5-10	195	OL/LB
55	Dion Watts	11	6-1	220	OL/DL
58	Alex Mar	10	5-11	208	OL/DL
61	Jack Rubenkoenig	12	5-8	175	OL/DL
62	Ahmed Elkady	11	6-0	210	OL/DL
63	Yousef Alchahal	11	6-1	248	OL/DL

64	Jeremy Chapman	11	6-3	180	OL/DL
65	Patrick Sheeran	12	6-1	225	OL
68	Kody Maughmer	9	6-2	270	OL
71	Jett Gibson	11	5-11	220	OL/DL
72	Jarrett Marshall	11	5-11	215	OL/DL
73	Maurice Driscoll	12	5-10	200	DL
74	Donovan Hardin	10	5-11	260	OL/DL
75	Bert Wittkopp	11	6-2	265	OL/DL
76	Bernie Duran	11	6-0	245	OL/DL
77	Shaun Goodhue	12	5-9	225	OL
78	Scott Swain	11	6-3	165	OL/DL
79	Nate Samblanet	10	6-2	230	OL/DL
80	Ephraim Kwon	10	5-8	145	WR/DB
84	Nash Densel	10	5-8	141	WR/DB
88	Nathan Smith	10	5-7	140	WR/DB
90	Robbie Hinkle	10	5-8	185	MGR
92	Nick Wolfe	10	5-11	240	DL

Head Coach: Jesse Ruby (2nd year, 8-8 overall record)

Asst. Coaches: Scott Caudill, Jeremy Frazie, Tyler Gaines, Luke Keller, Glen Lewis, Tony Simpson, Bubba Suter, Trey Wilds

2017 Varsity Football Schedule

Date	Opponent	Location	Time/Result
08/25	Westerville South	Scioto	Loss, 14-50
09/01	Dublin Coffman	Coffman	Loss, 00-38
09/07	Big Walnut	Scioto	WIN, 51-21
09/15	Dublin Jerome *	Scioto	Loss, 17-21
09/22	Delaware-Hayes *	Delaware-Hayes	WIN, 10-00
09/29	Hilliard Bradley *	Hilliard Bradley	Loss, 07-42
10/06	Worthington Kilbourne *	Scioto	WIN, 34-21
10/13	Logan	Logan	7:00 PM
10/20	Thomas Worthington *	Thomas Worthington	7:00 PM
10/27	Hilliard Bradley *	Scioto	7:00 PM

Logan Vs Dublin Scioto All-Time Series History (Since 1912)

Total Games: 0

First Game: 2017

Logan Wins: n/a

Scioto Wins: n/a

Total Score: Logan 0, Scioto 0

Current Streak: n/a

Year By Year Results:

Year	Location	Winning Team	Score
2017	Logan		

Notes:

- **Tonight's Match-up** Tonight's Homecoming match-up is the first ever meeting between Logan and Dublin Scioto and Logan's second match-up against the Dublin City School District in 2017, following their 41-7 week one loss to Dublin Jerome. The Chieftains also hosted Dublin Coffman in a 2001 DI playoff game at Bill Sauer Field, completing their DSCS bingo card.

Scioto opened the season 0-2, dealing with multiple injuries in losses to Westerville South (14-50) and Dublin Coffman (0-38); the Irish responded with wins over Big Walnut (51-21) and Delaware-Hayes (10-0) sandwiching a close loss to Dublin Jerome (17-21). Scioto defeated archrival Worthington Kilbourne 34-21 last week in a game that wasn't as close as the final score appears.

Logan snapped a three game losing streak with an exciting 48-42 double overtime victory over Minford last week. Logan trailed 35-7 deep into the third quarter before scoring 35 unanswered points. It was the largest come back in school history.

- **Dublin Double** As previously mentioned, tonight caps off Logan's "Dublin Double." The Chieftains fell to Jerome in the season opener (41-7) and hosts Scioto tonight for Homecoming. Logan also hosted Dublin Coffman in a DI playoff game back in 2001, a 20-14 loss. All-time Logan sits 1-3 against Dublin high schools having defeated Jerome 23-7 for their lone victory in a 2008 DII playoff game here at Logan Chieftain Stadium.

- **Truly epic comeback** Last week's come from behind 48-42 double overtime victory over Minford also marked Logan's largest come from behind victory ever. Logan trailed 35-7 with just :50 to play in the third quarter. The 28 point margin shattered the previous best comeback, a 19 point turn around against Marietta in 2003. Logan has won games where it trailed by double digits fourteen times in school history. Here is a brief list of the two touchdown comebacks:

- 28 points, 2017, trailed Minford 35-7, won 48-42 (2OT)
- 19 points, 2003, trailed Marietta 19-0, won 40-19
- 16 points, 2005, trailed Chillicothe 16-0, won 29-23
- 14 points, 1998, trailed Nelsonville-York 14-0, won 34-29
- 14 points, 2016, trailed Athens 24-10, won 31-30
- 13 points, 1939, trailed Middleport 20-7, won 21-20
- 13 points, 1954, trailed Pomeroy 0-13, won 14-13
- 13 points, 2015, trailed Meigs 0-13, won 27-22
- 12 points, 1951, trailed Athens 0-12, won 13-12
- 12 points, 1993, trailed Nelsonville-York 0-12, won 35-18

- **On this (spooky) date** Tonight is – appropriately – Logan's 13th game ever played on October 13. All but one of those games has been played on a Friday. The Chieftains are 9-3 on October 13, with their first victory coming in a 26-0 victory at Nelsonville in 1917 and their last win coming at Warren (65-0) in 2006. This will be the first October 13 game played at Logan Chieftain Stadium, after which Logan will have used three different home field on the date including the Hocking County Fairgrounds (1922) and Bill Sauer Field (1933-2006). Logan's three losses came in tight contests against Nelsonville (6-7 in 1922), Ironton (0-7 in 1972), and Gallipolis (24-30 in 1995).

- **Overdue for overtime win** With last week's 48-42 double overtime victory, the Chieftains snapped a four game losing streak in games that have gone to overtime. The Chiefs last won an overtime game way back in 1999 when they defeated Zanesville 20-14 at Bill Sauer Field. At that point, the Chieftains were 4-1 in overtime games. Between 2011 and 2014 Logan went 0-4 in extra sessions, including three losses in double overtime. The victory over Minford was the first win in a multi-overtime game. Here are Logan's overtime contests:
 - **1989** – vs Nelsonville-York – **WIN, 6-0**
 - **1991** – at Warren – **WIN, 21-20**
 - **1997** – at New Lexington – Loss, 6-12
 - **1998** – vs Warren – **WIN, 21-14**
 - **1999** – vs Zanesville – **WIN, 20-14**
 - **2011** – vs Warren – Loss, 34-40 (2OT)
 - **2011** – vs Portsmouth – Loss, 21-24 (2OT)
 - **2012** – vs Columbus Northland – Loss, 26-32
 - **2014** – vs Lancaster – Loss, 42-43 (2OT)
 - **2017** – at Minford – **WIN, 48-42 (2OT)**

- **Billy's back** Head coach Billy Burke is back for his fifth season in charge of the purple and white. Only four (of 32) LHS coaches' have coached more than five seasons at the school. Burke is 23-20 so far at LHS and won Logan's 26th Southeastern Ohio Athletic League championship in his first season (2013). Burke's staff includes five former Chieftains.

- **Youth movement** After seeing only four freshmen earn varsity letters in *fifty years*, the purple and white saw four freshmen earn letters in 2016 alone. Three of those letter winners are back in addition to six juniors who were starters as sophomores last season. Rounding out the youth movement, Dakota Dement was the first underclassman to serve as captain since 1920. Logan hopes that last year's growing pains become this season's success stories.

- **Noteworthy captains** Speaking of captains, a trio of seniors – Dakota Dement, Carter Hodson, and Brady Walsh – have been named full time captains for the 2017 season. Dement is the first multi-year captain since Anthony Schrader was captain in 1920-1921 and just the third all-time. Walsh, a quarterback and safety, is the son of LHS assistant coach Pat Walsh.

- **Into the wilderness** Logan High School is without an athletic league or conference for the first time since the 1924-25 school year. The Southeastern Ohio Athletic League – which once was home to schools such as Athens, Gallipolis, Ironton, Jackson, Marietta, and Portsmouth - indefinitely suspended operations in the spring. Prior to that, the league had been the longest continually operation non-city league in the state of Ohio. Logan was one of only two founding members to compete in every school year of the league's existence.



2017 Logan Football Two-Deep



Offense

QB	8	Brady Walsh	6-0	185lbs	SR	
		<i>64-151 passing, 518 yards, 4 TDs, 9 INTs; 45 carries, 153 yards, 2 TDs</i>				
	7	Braeden Spatar	5-9	170lbs	Soph	
A-Back	44	Preston Yates	5-11	175lbs	JR	
		<i>155 carries, 816 yards, 6 TDs; 2 receptions, 42 yards</i>				
	36	Trevor Horner	5-11	205lbs	Soph	
		<i>19 carries, 66 yards, 3 TDs</i>				
B-Back	36	Trevor Horner	5-11	205lbs	Soph	
		<i>19 carries, 66 yards, 3 TDs</i>				
	29	Conner Ruff	5-10	155lbs	Soph	OR...
		<i>1 carry, 1 yard</i>				
	28	Colton Ruff	5-10	155lbs	Soph	
		<i>3 carries, 22 yards</i>				
H-Back	21	Jeromy Weaver	5-11	165lbs	JR	
		<i>1 reception, (-2) yards</i>				
	16	Cymon Rooker	6-0	195lbs	SR	
Receiver	11	Landon Little	5-11	160lbs	JR	
		<i>28 receptions, 210 yards, TD</i>				
	7	Braeden Spatar	5-9	170lbs	Soph	
		<i>6 receptions, 35 yards; 5 carries, 8 yards</i>				
Receiver	88	Casey Heft	6-0	165lbs	SR	
		<i>5 receptions, 30 yards</i>				
	7	Braeden Spatar	5-9	170lbs	Soph	
		<i>6 receptions, 35 yards; 5 carries, 8 yards</i>				
Receiver	13	Wes Brooks	6-0	185lbs	JR	
		<i>13 receptions, 120 yards, 1 TD</i>				
	10	Trevor Wolfe	6-3	175lbs	JR	
TE	86	Sam Hall	6-6	215lbs	JR	
		<i>5 receptions, 69 yards, 2 TDs</i>				
	16	Cymon Rooker	6-0	195lbs	SR	
RT	56	Clay Risch	6-0	185lbs	JR	
	54	Tucker Wilson	6-3	305lbs	SR	
RG	58	Dakota Dement	5-10	175lbs	SR	
	57	Josh Horton	5-11	190lbs	JR	
C	67	Kamryn Carter	6-1	275lbs	SR	
	58	Dakota Dement	5-10	175lbs	SR	
LG	71	Dakota Stiffarm	6-1	235lbs	SR	
	66	Logan Vincent	6-2	235lbs	Soph	
LT	54	Tucker Wilson	6-3	305lbs	SR	
	66	Logan Vincent	6-2	235lbs	Soph	



2017 Logan Football Two-Deep

Defense

DE	86	Sam Hall	6-6	215lbs	JR
		<i>25 total tackles (5 solo); 1 for loss, 2 sacks, 1 caused fumble</i>			
	77	Brody Wood	6-2	180lbs	JR
NG	50	Carter Hodson	6-1	225lbs	SR
		<i>34 total tackles (8 solo); 6 for loss, 3 sacks, 2 caused fumbles</i>			
	67	Kamryn Carter	6-1	275lbs	SR
		<i>2 total tackles</i>			
DT	51	Josh Chapin	5-10	195lbs	Soph
		<i>32 total tackles (9 solo); 3 for loss, 1 caused fumble</i>			
	58	Dakota Dement	5-10	175lbs	SR
DE	16	Cymon Rooker	6-0	196lbs	SR
		<i>20 total tackles (10 solo); 5 for loss, 2 fumble recoveries</i>			
	82	Nick Anderson	6-1	180lbs	Soph
		<i>8 total tackles</i>			
LB	28	Colton Ruff	5-10	155lbs	Soph
		<i>43 total tackles (16 solo); 1 PBU, 1 fumble recovery, 2 INTs</i>			
	44	Preston Yates	5-11	175lbs	JR
		<i>4 total tackles (3 solo); 1PBU, 1 caused fumble, 1 fumble recovery</i>			
LB	21	Jeromy Weaver	5-11	165lbs	JR
		<i>55 total tackles (20 solo); 2 for loss, 2 sacks, 2 PBUs, 1 caused fumble, 1 FR</i>			
	36	Trevor Horner	5-11	205lbs	Soph
		<i>17 total tackles (1 solo); 2 for loss</i>			
LB	29	Conner Ruff	5-10	155lbs	Soph
		<i>40 total tackles (10 solo); 2 fumble recoveries</i>			
	19	David Talbott	6-1	165lbs	SR
		<i>43 total tackles (12 solo); 4 for loss, 1 PBU, 1 caused fumble</i>			
CB	11	Landon Little	5-11	160lbs	JR
		<i>18 total tackles (10 solo); 3 PBUs, 1 INT, 1 fumble recovery</i>			
	13	Wes Brooks	6-0	185lbs	JR
		<i>10 total tackles (3 solo); 1 PBU</i>			
SAF	8	Brady Walsh	6-0	185lbs	SR
		<i>19 total tackles (10 solo)</i>			
	19	David Talbott	6-1	165lbs	SR
		<i>43 total tackles (12 solo); 4 for loss, 1 PBU, 1 caused fumble</i>			
SAF	13	Wes Brooks	6-0	185lbs	JR
		<i>11 total tackles (4 solo); 1 PBU</i>			
	34	Jakob Black	5-10	145lbs	JR
		<i>5 total tackles (2 solo); 1 PBU</i>			
CB	88	Casey Heft	6'0	165lbs	SR
		<i>26 total tackles (9 solo); 1 for loss, 4 PBUs, 1 caused fumble, 1 INT</i>			
	22	Aaron Magdich	5-11	130lbs	JR
		<i>9 total tackles (4 solo); 1 for loss, 2 fumble recoveries</i>			

2017 Logan Chieftains Varsity Football Stats

TEAM STATS	LHS	OPP
First Downs	82	101
Plays from Scrimmage	400	366
Rushing (Plays-Yards)	246-1101	219-991
Passing Yards	518	1308
Total Yards	1619	2299
Passes (Comp-Att-Yards)	64-154-9	89-147-5
Fumbles (No.-Lost)	5-2	13-10
Penalties (No.-Yards)	44-358	46-400

LOG – 07 – 34 – 17 – 48 – 07 – 06 – 119
 OPP – 84 – 47 – 64 – 46 – 07 – 00 – 248

Rushing Leaders

Player	Attempts	Yards	TDs	Yards/Carry
Preston Yates	155	816	6	5.26
Brady Walsh	45	153	2	3.40
Trevor Horner	19	66	3	3.47
Tyler Cummin	12	62	1	5.17
Colton Ruff	3	22	0	7.33
Braeden Spatar	5	8	0	1.60
Conner Ruff	1	1	0	1.00
Casey Heft	1	(-5)	0	-5.00
(team)	5	(-22)	-	-

Passing Leaders

Player	Comp.	Attempts	Yards	TDs	INTs
Brady Walsh	64	151	518	4	9
(team) (spiked)	0	3	0	0	0

Receiving Leaders

Player	Rec.	Yards	TDs
Landon Little	28	210	1
Wes Brooks	13	120	1
Braeden Spatar	6	35	0
Sam Hall	5	69	2
Casey Heft	5	30	0
Tyler Cummin	4	14	0
Preston Yates	2	42	0
Jeromy Weaver	1	(-2)	0

Scoring Stats

Player	TDs	PAT	2P	FG	Total Points
Preston Yates	6	0	0	0	36
Trevor Horner	3	0	0	0	18
Israel Bookman	0	14	0	1	17
Sam Hall	2	0	0	0	12
Brady Walsh	2	0	0	0	12
Tyler Cummin	1	0	0	0	6
Landon Little	1	0	0	0	6
Conner Ruff	1	0	0	0	6
Wes Brooks	1	0	0	0	6

2017 Dublin Scioto Irish Varsity Football Stats

TEAM STATS	DSHS	OPP
First Downs	99	99
Plays from Scrimmage	378	397
Rushing (Plays-Yards)	202-749	273-1117
Passing Yards	1229	907
Total Yards	1978	2024
Passes (Comp-Att-Yards)	99-176-10	70-124-7
Fumbles (No.-Lost)	9-5	8-6
Penalties (No.-Yards)	51-458	62-495

DSC – 31 – 40 – 32 – 30 – 133
 OPP – 56 – 66 – 35 – 36 – 193

Rushing Leaders

Player	Attempts	Yards	TDs	Yards/Carry
Kenyon Pannell	46	227	3	4.93
Jose Ramirez	35	149	1	4.26
Eric Holsinger	46	148	0	3.43
Jaden Penn	28	100	1	3.57
Kyron Rogers	23	80	1	3.48
Chad Ray	6	25	0	4.17

Passing Leaders

Player	Comp.	Attempts	Yards	TDs	INTs
Kyron Rogers	71	123	949	6	4
Jaden Penn	14	24	164	2	1
Chad Ray	4	7	46	0	1
Jordon Penn	1	1	6	0	0

Receiving Leaders

Player	Rec.	Yards	TDs
Jacob Jones	33	421	4
Tobias Thomas	20	311	2
Jaden Penn	14	249	2
Eric Holsinger	8	61	0
Ben Gawronski	5	35	0
Marty Neuhardt	4	29	0
Zach Burmane	4	22	0
Kenyon Pannell	2	28	0
Jalyn Ware	2	23	0

Scoring Stats

Player	TDs	PAT	2P	FG	Total Points
Griffin Crosa	0	16	0	5	31
Jacob Jones	4	0	0	0	24
Kenyon Pannell	3	0	0	0	18
Jaden Penn	3	0	0	0	18
Tobias Thomas	2	0	0	0	12
Jose Ramirez	1	0	0	0	6
Demaine Barnett	1	0	0	0	6
Sam Andoh	1	0	0	0	6
Gabe Wallace	1	0	0	0	6
Kyron Rogers	1	0	0	0	6



Logan Football Individual and Team Records



Individual Records

Passing

Most Attempts, Game

Lane Little, 40, vs Lancaster, 2014

Most Attempts, Season

Patrick Angle, 302, 2009

Most Attempts, Career

Patrick Angle, 596, 2007-2009

Most Completions, Game

Patrick Angle, 27 vs Pick. North, 2009

Most Completions, Season

Patrick Angle, 193, 2009

Most Completions, Career

Patrick Angle, 377, 2007-2009

Most Passing Yards, Game

Patrick Angle, 324 at Pick. North, 2008

Most Passing Yards, Season

Patrick Angle, 2546, 2009

Most Passing Yards, Career

Patrick Angle, 5,112, 2007-2009

Most Passing TDs, Game

Lane Little, 5, vs Cambridge, 2015

Most Passing TDs, Season

Lane Little, 5, at Gallipolis, 2015

Most Passing TDs, Career

Lane Little, 30, 2015

Patrick Angle, 51, 2007-2009

Best Completion %, Game (Atleast 10 att)

Patrick Angle, 1.00 (15-15), at Hamilton Twp,

2009

Best Completion %, Season (Atleast 100 att)

Patrick Angle, .639, 2009

Best Completion %, Career (Atleast 200 att)

Patrick Angle, .632, 2009

Fewest INTs, Season (atleast 70 att)

Nick Kost, 0 INTs, 2013

Fewest INTs, Career (atleast 300 att)

Lane Little, 8, 2015

Consecutive passes w/o an interception

Patrick Angle, 129 passes, 2009

Most Consecutive Completed Passes, Season

Patrick Angle, 17, vs Hamilton Twp (15) &
Gallia Academy (2), 2009

Most Consecutive Completed Passes, Game

Patrick Angle, 15, vs Pickerington North, 2009

Patrick Angle, 15, at Hamilton Township, 2009

Longest Completion (for Touchdown)

Chad Zimmerman, 96 yards v. Warren, 1994

Rushing

Most Rushing Yards, Game

Austin Rohr, 398 vs Marietta, 2003

Most Rushing Yards, Season

Derek Harden, 1670, 2000

Most Rushing Yards, Career

Kelly Wolfe, 3837, 1983-1986

Most Rushing Attempts, Game

Justin Frye, 42 vs Marietta, 2006

Most Rushing Attempts, Season

Derek Harden, 280, 2000

Most Rushing Attempts, Career

Kelly Wolfe, 638, 1983-1986

Most Rushing TDs, Game

Derek Harden, 6 vs Athens, 2001

Most Rushing TDs, Season

Isaac Schmeltzer, 6 vs Warren, 2013

Most Rushing TDs, Career

Derek Harden, 28, 2000

Derek Harden, 50, 1999-2001

Yards per carry, Game

John Cosgrove, 21.25 vs New Lex., 1994

Yards per carry, Season

John Cosgrove, 9.58, 1994

Yards per carry, Career

Bryce McBride, 8.43, 2013-2015

Most 100 yard games, Season

Wayne Bateman, 9, 1999

Most 200 yard games, Season

Derek Harden, 9, 2000

Justin Frye, 5, 2006

LoganFootball.com Media Guide/Game Notes 17
Week Eight VS Dublin Scioto

Most 200 yard games, Career

Austin Rohr, 6, 2001-2003

Longest Run From Scrimmage (for TD)

Justin Frye, 6, 2006-2007

Larry Bainter, 99 yards vs Middleport, 1960

Bryce McBride, 99 yards vs Portsmouth, 2013

Receiving

Most Receptions, Game

Zach McDaniel, 14, vs Pickerington North, 2008

Most Receptions, Season

Mason Mays, 60, 2009

Most Receptions, Career

Mason Mays, 121, 2007- 2009

Most Receiving Yards, Game

DJ Conrad, 260 vs Miami Trace, 1985

Most Receiving Yards, Season

Isaiah Smith, 1,044, 2015

Most Receiving Yards, Career

Mason Mays, 1,779, 2007-2009

Most TD Receptions, Game

Eric Cox, 4 vs River Valley, 1994

Most TD Receptions, Season

Isaiah Smith, 18, 2015

Most TD Receptions, Career

Isaiah Smith, 28, 2013-2015

Longest Reception (for TD)

Eric Cox, 96 yards vs Warren, 1994

Scoring

Most Points, Game

Isaac Schmeltzer, 42 points, vs Warren 2013

Most Points, Season

Derek Harden, 176, 2000

Most Points, Career

Derek Harden, 308, 1999-2001

Most TDs, Game

Isaac Schmeltzer, 7, vs Warren 2013

Most TDs, Season

John Cosgrove, 29, 1994

Derek Harden, 29, 2000

Most TDs, Career

Derek Harden, 51, 1999-2001

Kicking Points, Game

Jordan Jackson, 10 vs Marietta, 1993

Kicking Points, Season

Matt Shaw, 10 at Warren, 1999

Adam Puhl, 68, 2000

Kicking Points, Career

Derek Montgomery, 68, 2009

Matt Shaw, 123, 1997-1999

Kicking

Most PATs, Game

Adam Puhl, 9 vs Jackson, 2000

Most PATs, Season

Adam Puhl, 65, 2000

Most PATs, Career

Adam Puhl, 104, 2000-2001

Most FGs, Game

Eleven Times at 2, Most recent was Derek Montgomery vs Warren, 2010 and Zanesville 2009

Most FGs, Career

Derek Montgomery, 16, 2009-2010

Longest FG Made

Josh Jackson, 47 yds vs Zanesville, 1991

Longest Punt

Johnny Conrad, 63 yds vs Pt. Pleasant, 2000

Joe Karshner, 70 yds at Jackson, 1938

Interceptions

Most INTs, Game

Mutiple Tied at 3, most recent Lucas Wright vs. Portsmouth 2007

Most INTs, Season

Greg Poston, 11, 1967

Chad Zimmerman, 11, 1993

Most INTs, Career

Lucas Wright, 17, 2005-2007

Longest INT Return

Evan DeLong, 101 yards, vs Loudonville 2013

Kick Returns

Longest Kick-Off Return (for TD)

Bill Shaw, 95 yards, vs Glouster 1939

Alex Clutter, 95 yds, at Watkins Mem., 1995

Isaac Schmeltzer, 95 yds, vs Teays Valley, 2013

Nick Maniskas, 87 yards vs Jackson, 1987

Longest Punt Return (for TD)

LoganFootball.com Media Guide/Game Notes 18
Week Eight VS Dublin Scioto

Miscellaneous

Most Consecutive Games Played

Robbie Johnson, 37 games, 1960-1963

Bob Stewart, 37 games, 1960-1963

Dean Jordan, 89 yards, vs Lancaster, 2014

Longest fumble return (for TD)

Team Records

Passing

Most Attempts, Game

42, vs Lancaster, 2014

Most Attempts, Season

336, 2009

Most Passing Yards, Game

390, at Gallia Academy, 2009

Most Passing Yards, Season

2832, 2009

Most Completions, Game

28 vs Pickerington North, 2009

Most Completions, Season

209, 2009

Most Passing TDs, Game

5, 3X, most recent at Gallipolis, 2015

Most Passing TDs, Season

28, 2009

Rushing

Most Rushing Attempts, Game

74, vs New Lexington, 1980

Most Rushing Attempts, Season

553, 2000

Most Rushing Yards, Game

562, vs Portsmouth, 2013

Most Rushing Yards, Season

3050, 2000

Most Rushing TDs, Game

9, at Warren, 2006

Most Rushing TDs, Season

49, 2000

Total Yardage

Most Total Yardage, Game

649, at Athens, 2015

Most Total Yardage, Season

4974, 2000

Scoring

Most Points, Quarter

42 vs Marietta, 2007

Most Points, Game

81 vs New Lexington, 1920

Most Points, Season

519, 2000

Least Points, Season

21, 1929

Most Points Allowed, Game

62 vs Columbus West, 1930

Most Points Allowed, Season

336, 2011

Least Points Allowed, Season

12, 1933

Victories

Most Wins, Season

12

Most Consecutive Wins

18, 1963-1965

Most Consecutive Wins, Reg. Season

29, 1999-2001

29, 2007-2009

Most Consecutive SEOAL Wins

34, 2004-2009

Largest Winning Margin

72 vs Nelsonville, 1959

Largest Win via Shut-Out

72-0 vs Nelsonville, 1959

Defeats

Most Losses, Season

9, 2011

Most Consecutive Losses

9, 1953-1954

Largest Losing Margin

55 vs Cols. West (62-7), 1930

Largest Loss via Shut-Out

58-0 vs Dublin Jerome, 2016

First Downs

Most 1st Downs, Game

27, vs Athens, 1986

27, at Athens, 2015

Most 1st Downs, Season

262, 2000

Logan Football Starting Line-Up (10/13/2017 VS Dublin Scioto)

Offense

QB	8	Brady Walsh	6-0	185lbs	SR	
RB	44	Preston Yates	5-11	175lbs	JR	
FB	36	Trevor Horner	5-11	205lbs	Soph	
H-B	21	Jeromy Weaver	5-11	165lbs	JR	OR...
R	13	Wes Brooks	6-0	185lbs	JR	
R	11	Landon Little	5-11	160lbs	JR	
R	88	Casey Heft	6-0	165lbs	SR	
TE	86	Sam Hall	6-6	215lbs	JR	
RT	56	Clay Risch	6-0	185lbs	JR	
RG	58	Dakota Dement	5-10	175lbs	SR	
C	67	Kamryn Carter	6-1	275lbs	SR	
LG	71	Dakota Stiffarm	6-1	235lbs	SR	
LT	54	Tucker Wilson	6-3	305lbs	SR	

Other Offensive Players:

R	7	Braeden Spatar	5-9	170lbs	Soph
R	10	Trevor Wolfe	6-3	175lbs	JR
TE/H	16	Cymon Rooker	6-0	195lbs	SR
RB	28	Colton Ruff	5-10	155lbs	Soph
RB	29	Conner Ruff	5-10	155lbs	Soph
RB	82	Nick Anderson	6-1	180lbs	Soph

Defense

DE	86	Sam Hall	6-6	215lbs	JR	
NG	50	Carter Hodson	6-1	225lbs	SR	
DT	51	Josh Chapin	5-10	195lbs	Soph	
DE	16	Cymon Rooker	6-0	195lbs	SR	
LB	29	Conner Ruff	5-10	155lbs	Soph	OR...
LB	19	David Talbott	6-1	165lbs	SR	
MLB	21	Jeromy Weaver	5-11	165lbs	JR	
LB	28	Colton Ruff	5-10	155lbs	Soph	
CB	11	Landon Little	5-11	160lbs	JR	
SAF	8	Brady Walsh	6-0	185lbs	SR	
SAF	13	Wes Brooks	6-0	185lbs	JR	
CB	88	Casey Heft	6-0	165lbs	SR	

Other Defensive Players:

DB	22	Aaron Magdich	5-11	130lbs	JR
SAF	34	Jakob Black	5-10	145lbs	JR
LB	36	Trevor Horner	5-11	205lbs	Soph
LB	44	Preston Yates	5-11	175lbs	JR
NG	67	Kamryn Carter	6-1	275lbs	SR

Specialists:

PK	5	Israel Bookman	5-9	140lbs	Soph
HO	9	Colten Castle	5-9	125lbs	Soph
LS	67	Kamryn Carter	6-1	275lbs	SR
P	4	Kyle Arnett	6-0	150lbs	JR
KR	44	Preston Yates	5-11	175lbs	JR
KR	11	Landon Little	5-11	160lbs	JR
PR	7	Braeden Spatar	5-9	170lbs	Soph

Dublin Scioto Football Starting Line-Up (10/13/2017 AT Logan)

Offense

QB	5	Kyron Rogers	6-2	185lbs	JR
RB	28	Kenton Pannell	6-2	185lbs	JR
R/RB	2	Eric Holsinger	5-11	155lbs	JR
R	3	Jacob Jones	6-0	155lbs	SR
R	11	Jaden Penn	5-9	165lbs	SR
R	27	Tobias Thomas	5-11	170lbs	Soph
LT	51	Nick Hopper	6-4	240lbs	SR
LG	72	Jarrett Marshall	5-11	215lbs	JR
C	77	Shaun Goodhue	5-9	225lbs	SR
RG	65	Patrick Sheeran	6-1	225lbs	SR
RT	76	Bernie Duran	6-0	245lbs	JR

Other Offensive Players:

R	15	Zach Burmane	5-11	150lbs	JR
TE/R	17	Ben Gawronski	6-1	225lbs	SR
RB	23	Jose Ramirez	5-6	188lbs	SR
OT	54	Logan Williams	5-10	195lbs	JR
OG	75	Bert Wittkopp	6-2	265lbs	JR

Defense

DE	8	Sam Andoh	5-11	200lbs	SR
DT	73	Maurice Driscoll	5-10	200lbs	SR
DT	42	Deron Pulliam	5-8	180lbs	Soph
DE	9	Julius Wandabwa	6-3	220lbs	SR
LB	43	Jeremy Erickson	6-0	205lbs	SR
LB	54	Logan Williams	5-10	195lbs	JR
OLB	10	Gabe Wallace	5-10	180lbs	SR
CB	27	Tobias Thomas	5-11	170lbs	Soph
SS	2	Eric Holsinger	5-11	155lbs	JR
FS	13	Jalyn Ware	5-11	150lbs	JR
CB	7	Dermaine Barnett	5-6	148lbs	SR

Other Defensive Players:

CB	3	Jacob Jones	6-0	155lbs	SR
LB	22	Cayson Pfeiffer	6-0	210lbs	JR
DE	34	Devon Williams	6-2	210lbs	Frosh

Specialists:

PK	4	Griffin Crosa	6-2	160lbs	JR
HO	54	Logan Williams	5-10	195lbs	JR
LS	22	Cayson Pfeiffer	6-0	210lbs	JR
P	4	Griffin Crosa	6-2	160lbs	JR
KR/PR	3	Jacob Jones	6-0	155lbs	SR
PR	13	Jalyn Ware	5-11	150lbs	JR