



Logan Chieftains

1-3

AT



Chillicothe Cavaliers

2-2 (0-0)

Friday September 22, 2017
Herrnstein Field, Chillicothe, OH

Table of Contents

Pg. 2	“The Last Time...”
Pgs. 3-4	LHS Varsity Schedule and Match-up Facts
Pgs. 5-6	Logan Varsity Roster, Coaches, Facts, Varsity/JV/Frosh Schedules
Pgs. 7-8	Chillicothe Varsity Roster, Coaches, Varsity Schedule
Pg. 8	Series History
Pg. 9	Game Notes
Pgs. 10-11	Logan Two-deep
Pg. 12	Logan Stats
Pg. 13	Chillicothe Stats
Pgs. 14-16	Logan HS individual & team records
Pg. 17	Logan projected starting line-up
Pg. 18	Chillicothe projected starting line-up

Div. II, Reg. 7 Standings

1. Walnut Ridge	4-0	9.2250
2. Youngstown Boardman	3-1	7.3500
3. Mifflin	3-1	7.2500
4. Massillon Washington	3-1	6.2437
5. Ashland	3-1	6.1000
6. Canal Winchester	2-2	5.5750
7. Licking Heights	3-1	5.5500
8. North Canton Hoover	2-2	5.2250
9. Worthington Kilbourne	2-2	4.9750
10. Westerville South	2-2	4.9250
11. Franklin Heights	2-2	4.8750
12. Whitehall-Yearling	2-2	4.5250
13. Northland	2-2	4.3750
.....		
15 (t). Logan	1-2	2.1667

Chieftain Opponents:

Dublin Jerome VS Hilliard Darby
 Teays Valley VS Logan Elm
 Meigs AT River Valley
 Sheridan VS West Muskingum
 Athens AT Vinton County
 Minford VS Williamsburg
 Dublin Scioto AT Delaware-Hayes
 Hamilton Ross VS Mt. Healthy
 Warren AT Oak Glen (WV) (Sat)













Logan Football “The last time”











Last kick-off return for TD:	2015, Jenson Wallace, 89-yards, at Nelsonville-York
Last opponent kick-off return for TD:	2017, Cole Adams, 80-yards, vs Meigs
Last punt return for TD:	2015, Brady Walsh, 58-yards, at Gallipolis
Last opponent punt return for TD:	2017, Blaze Bean, 39-yards, vs Teays Valley
Last interception return for TD:	2016, Riley Nelson, 89-yards, at Jackson
Last opponent interception return for TD:	2017, Luken Hill, 80-yards, vs Sheridan
Last fumble return for TD:	2017, Conner Ruff, 0-yards, vs Meigs
Last opponent fumble return for TD:	2012, Jacob Blake, 40-yards, vs Nelsonville-York
Last blocked punt return for TD:	2014, Josh Rardain, 0-yards, at Meigs
Last opponent blocked punt return for TD:	2014, Kolton Edmondson, 15-yards, at Loudonville
Last time Logan kicked a field goal:	2016, Charlie Kline, 41-yards, vs Hamilton Ross
Last time an opponent kicked a field goal:	2017, Cole Casto, 42-yards, vs Sheridan
Last time Logan recorded a safety:	2010, bad snap kicked out of endzone by QB, at Warren
Last time an opponent recorded a safety:	2016, punt snap out of endzone, vs St. Francis DeSales
Last 200+ yard rushing game:	2017, Preston Yates, 260 yards, vs Meigs
Last opponent 200+ yard rushing game:	2014, Anthony Jones, 253 yards, at Teays Valley
Last time 2 players rushed for 100+ yards:	2014, Bryce McBride (227) and Dean Jordan (109), at Meigs
Last time opp. had 2 players rush for 100+ yards:	2014, Jerry King (163), Ryan Fitchpatrick (120), and Harrison Taylor (110), vs Lancaster
Last player to rush for 3 or more TDs:	2015, Bryce McBride (3), at Athens
Last opposing player to rush for 3 or more TDs:	2017, Robert Cope (3), at Dublin Jerome
Last 250+ yard passing game:	2015, Lane Little (259), at Gallipolis
Last opponent 250+ yard passing game:	2016, Bryce Hall (334), at Jackson
Last player to throw for 3+ touchdowns:	2016, Brady Walsh (3), vs Athens
Last opposing player to throw for 3+ touchdowns:	2016, Bryce Hall (5), at Jackson
Last time Logan scored 50+ points:	Aug. 28, 2015 – at Athens, 61-49 win
Last time an opponent scored 50+ points:	Oct. 14, 2016 – vs St. Francis DeSales 7-54 loss
Last time Logan recorded a shut-out:	Oct. 21, 2016 – vs Hamilton Ross, 23-0 win
Last time an opponent recorded a shut-out:	Sept. 23, 2016 – vs Nelsonville-York, 35-0



2017 Logan Chieftains Varsity Football Schedule

 AT Dublin Jerome	<p>Aug. 25, 2017 7:00 PM AT Jerome HS Stadium Dublin, OH</p> <p>Loss, 07-41</p>	 AT Dublin Jerome
<p>3rd Meeting ----- Last Meeting: 2017 (7-41 loss) ----- Jerome leads 2-1 ----- Jerome has won two straight</p>		
 VS Teays Valley Vikings	<p>Sept. 1, 2017 7:00 PM AT Logan Chieftain Stadium Logan, OH</p> <p>Loss, 07-35</p>	 VS Teays Valley Vikings
<p>5th Meeting ----- Last Meeting: 2017 (7-35 loss)----- Teays Valley leads 4-1 ----- TV has won two straight</p>		
 VS Meigs Marauders	<p>Sept. 8, 2017 7:00 PM AT Logan Chieftain Stadium Logan, OH</p> <p>WIN, 26-22</p>	 VS Meigs Marauders
<p>18th Meeting ----- Last Meeting: 2017 (26-22 loss) ----- Logan leads 10-7-1 ----- Logan won this season</p>		
 VS Sheridan Generals	<p>Sept. 15, 2017 7:00 PM AT Logan Chieftain Stadium Logan, OH</p> <p>Loss, 07-44</p>	 VS Sheridan Generals
<p>1st Meeting ----- Last Meeting: 2017 (7-44 loss) ----- Sheridan leads 1-0 ----- Sheridan won this season</p>		
 AT Chillicothe Cavaliers	<p>Sept. 22, 2017 7:00 PM AT Herrnstein Field Chillicothe, OH</p>	 AT Chillicothe Cavaliers
<p>15th Meeting ----- Last Meeting: 2012 (28-7 win) ----- Series tied 7-7 ----- Logan won the last meeting</p>		

LoganFootball.com Media Guide/Game Notes 4
 Week Five AT Chillicothe

 AT Athens Bulldogs	<p>Sept. 29, 2017 7:30 PM AT R. Basil Rutter Field The Plains, OH</p>	 AT Athens Bulldogs
<p>91st Meeting ----- Last Meeting: 2016 (31-30 win) ----- Logan leads 51-34-5 ----- Logan has won 14 straight</p>		
 AT Minford Falcons	<p>Oct. 6, 2017 7:00 PM AT Falcon Field Minford, OH</p>	 AT Minford Falcons
<p>1st Meeting ----- Last Meeting: none. ----- Tied 0-0 ----- First ever meeting</p>		
 VS Dublin Scioto	<p>Oct. 13 2017 7:00 PM AT Logan Chieftain Stadium Logan, OH</p>	 VS Dublin Scioto
<p>1st Meeting ----- Last Meeting: none. ----- Tied 0-0 ----- First ever meeting</p>		
 AT Hamilton Ross Rams	<p>Oct. 20, 2017 7:00 PM AT Ross Ram Stadium Hamilton, OH</p>	 AT Hamilton Ross Rams
<p>2nd Meeting ----- Last Meeting: 2016 (23-0 win) ----- Logan leads 1-0 ----- Logan won last season</p>		
 VS Warren Warriors	<p>Oct. 27, 2017 7:00 PM AT Logan Chieftain Stadium Logan, OH</p>	 VS Warren Warriors
<p>32nd Meeting ----- Last Meeting: 2016 (26-14 win) ----- Logan leads 26-5 ----- Logan has won 4 straight</p>		



2017 Logan Chieftains Varsity Football Roster



No.	Name	Class	Height	Weight	Position
2	Austin Thrapp	10	5-10	155	WR/DB
3	Garrett Mace	10	5-9	150	WR/DB
4	Kyle Arnett	11	6-0	150	WR/DB
5	Israel Bookman	10	5-9	140	PK
7	Braeden Spatar	10	5-9	170	QB/DB
8	Brady Walsh **	12	6-0	185	QB/DB Capt.
9	Colten Castle	10	5-9	125	WR/DB
10	Trevor Wolfe	11	6-3	175	WR/DB
11	Landon Little *	11	5-11	160	WR/DB
12	Tyler Cummin *	11	5-11	165	RB/DB
13	Wes Brooks	11	6-0	185	WR/DB
14	Isaac Baron	12	6-0	185	WR/DB
16	Cymon Rooker *	12	6-0	195	TE/DL
17	Isaac Debina	11	5-10	155	WR/DB
19	David Talbott *	12	6-1	165	RB/DB
20	Cameron Fields	12	5-11	150	RB/LB
21	Jeromy Weaver *	11	5-11	165	TE/LB
22	Aaron Magdich	11	5-11	130	WR/DB
23	Kyle Horner	11	6-0	155	TE/LB
24	Donovan Lecroy	11	6-0	140	WR/LB
28	Colton Ruff *	10	5-10	155	RB/LB
29	Conner Ruff *	10	5-10	155	RB/LB
30	Jacob Hackworth	12	5-10	145	WR/DB
31	Tyler Eshelman	10	5-9	140	RB/LB
32	Jacob DeWitt	10	5-7	135	RB/LB
33	Thomas Wodzisz	12	5-4	105	WR/DB
34	Jacob Black	11	5-10	145	WR/DB
36	Trevor Horner	10	5-11	205	RB/LB
38	Joshua Blazer	10	5-10	155	WR/DB
44	Preston Yates *	11	5-11	175	RB/LB
50	Carter Hodson *	12	6-1	225	OL/DL Capt.
51	Josh Chapin	10	5-10	195	OL/DL
52	Garrett Baker	12	5-11	185	OL/LB
53	Blaine Miller	11	6-0	185	OL/DL
54	Tucker Wilson	12	6-3	305	OL/DL
55	Sam Kisor	10	6-0	185	OL/DL
56	Clay Risch *	11	6-0	185	OL/DL
57	Josh Horton	11	5-11	190	OL/DL
58	Dakota Dement *	12	5-10	175	OL/DL Capt.
59	Aaron Wolfe	11	5-9	215	OL/DL
61	Blaise Zagoric	11	5-10	165	OL/DL
62	Nick Baker	12	6-1	215	OL/DL
63	Chris Fitch	12	5-11	190	OL/DL
65	Trevor Wyckoff *	10	6-0	265	OL/DL
66	Logan Vincent	10	6-2	235	OL/DL
67	Kamryn Carter **	12	6-1	275	OL/DL
68	Zach Abrahm	11	6-0	180	OL/DL
70	Lance Edwards	11	6-0	225	OL/DL
71	Dakota Stiffarm *	12	6-1	235	OL/DL

Week Five AT Chillicothe

73	Isaac Lewis	11	5-10	175	OL/DL
77	Brody Wood	11	6-2	180	OL/DL
79	Carson Miller	10	6-0	205	OL/DL
81	Sheldon Frasure	11	6-0	215	TE/DL
82	Nick Anderson	10	6-1	180	TE/DB
83	Justin Wolfe	10	6-3	170	TE/LB
86	Sam Hall *	11	6-6	215	TE/DL
88	Casey Heft *	12	6-0	165	WR/DB

* = Letters Earned

Capt = Full-time team captain

All-Time School Record: 565-377-37**Head Coach:** Billy Burke (University of Akron, 4th Season, 23-21 overall)**Asst. Coaches:** Brian Breining (LHS '97), Jimmer Breining (LHS '89), Jim Huntsberger, Josh Sturgell (LHS '04), Greg Thrapp, Pat Walsh (LHS '89), Tim Woodgeard (LHS '95)**2017 Varsity Schedule**

Date	Opponent	Location	Time-Result
08/25	Dublin Jerome	Dublin	Loss, 07-41
09/01	Teays Valley	Logan	Loss, 07-35
09/08	Meigs	Logan	WIN, 26-22
09/15	Sheridan	Logan	Loss, 07-44
09/22	Chillicothe	Chillicothe	7:00 PM
09/29	Athens	Athens	7:30 PM
10/06	Minford	Minford	7:00 PM
10/13	Dublin Scioto	Logan	7:00 PM
10/20	Hamilton Ross	Hamilton	7:00 PM
10/27	Warren	Logan	7:00 PM

2017 Junior Varsity Schedule

Date	Opponent	Location	Time-Result
08/26	Dublin Jerome	Logan	Loss, 12-40
09/02	Teays Valley	Teays Valley	Loss, 06-24
09/09	Meigs	Meigs	WIN, 20-12
09/16	Sheridan	Sheridan	Loss, 02-28
09/23	Bishop Watterson	Logan	10:00 AM
09/30	Athens	Logan	10:00 AM
10/14	Dublin Scioto	Dublin Scioto	9:00 AM
10/21	Tri-Valley	Logan	10:00 AM

2017 Freshman Schedule

Date	Opponent	Location	Time-Result
08/26	Dublin Jerome	Logan	Loss, 08-26
09/02	Teays Valley	Teays Valley	WIN, 24-08
09/16	Sheridan	Sheridan	Loss, 06-34
09/25	Wellston	Wellston	6:00 PM
10/02	Athens	Logan	5:30 PM
10/14	Dublin Scioto	Dublin Scioto	11:00 AM
10/21	Watkins Memorial	Logan	12:00 PM

2017 Chillicothe Cavaliers Varsity Roster

No.	Name	Class	HT	WT	Pos.
1	Payton Shoemaker	10	5-8	145	
2	Connor Mathis	12	5-11	186	
4	Cameron Cook	11	6-2	165	
6	Jason Benson	12	6-4	200	
7	Adrian Beverly	11	5-9	150	
8	Derek Lewis	11	5-9	140	
9	Zach Coats	11	5-11	155	
10	AJ Corbin	12	6-0	160	
11	Dijon Brooks	11	5-8	150	
12	Will Roderick	12	6-3	190	
13	Kobin Hardin	11	5-8	125	
14	Brandon Maughmer	12	6-2	165	
16	Tyce Netter	10	5-8	145	
17	Desmon Lewis	11	5-9	150	
18	Christian Benson	10	6-0	150	
19	Jaden McNish	10	6-0	190	
20	McKellan Lee	10	5-9	150	
21	Jamichael Beard	12	5-9	160	
22	Joey Wright	11	5-11	160	
23	Darius Lawson	12	6-1	175	
24	Chris Postage	11	6-0	160	
25	Clayton Allen	10	5-9	140	
28	Chris Domo	10	5-9	150	
32	Jayvon Maughmer	10	6-3	180	
33	Dylan Downing	10	6-2	155	
35	Max Kreiger	10			
36	Cade Williams	10	5-7	150	
40	J'Quan (JJ) Harris	11	6-1	165	
42	Dominic Nunziato	10	5-10	170	
50	Collin Lindsey	11	5-10	195	
51	Bryce Valentine	11	5-9	230	
53	Patrick Rourke	10	5-8	220	
54	Bradley Rinehart	11	6-3	270	
55	Nick Erslan	11	5-11	190	
56	Casey Crawford	11	5-10	190	
58	Cole Maxson	10	5-8	220	
61	Caleb Workman	11	5-10	240	
64	Dominic Nunziato	10	5-10	170	
65	Simon Roderick	12	6-4	190	
66	DeAndre Haubeil	10	5-10	162	
68	Phil Linzy	12			
71	Michael Williamson	11	5-11	205	
72	Gavin Mead	10			
73	Eric Guerrero	12	6-1	310	
74	Ben Spindler	12	6-2	263	
75	Zach Bryans	12	6-1	275	
78	Nick Colley	12	6-1	275	
88	Courtland Duncan	10	6-3	175	
90	Matt Detty	11	6-3	175	

Head Coach: Ron Hinton (8th year at CHS, 44-34 at CHS; 41st year overall, 328-124-3 overall record)
Asst. Coaches:

2017 Varsity Football Schedule

Date	Opponent	Location	Time/Result
08/25	Teays Valley	Teays Valley	WIN, 31-27
09/01	Licking Heights	Chillicothe	WIN, 28-07
09/08	Marion-Franklin	Chillicothe	Loss, 26-40
09/15	Bishop Hartley	Chillicothe	Loss, 07-44
09/22	Logan	Chillicothe	7:00 PM
09/29	Hillsboro *	Chillicothe	7:00 PM
10/06	Greenfield McClain *	Chillicothe	7:00 PM
10/13	Miami Trace *	Miami Trace	7:00 PM
10/20	Washington Courthouse *	Washington	7:00 PM
10/27	Jackson *	Jackson	7:00 PM

Logan Vs Chillicothe All-Time Series History (Since 1912)

Total Games: 14

First Game: 1990

Logan Wins: 7

Chillicothe Wins: 7

Ties: 0

Total Score: Logan 341 (24 per game), Chillicothe 302 (22 per game)

Last Logan Win: 2012; 28-7 at Logan

Last Chillicothe Win: 2011; 29-19 at Chillicothe

Current Streak: Logan won the last meeting

Year By Year Results:

Year	Location	Winning Team	Score
1990	Logan	Chillicothe	06-17
1991	Chillicothe	Logan	13-00
1993	Logan	Chillicothe	28-60
1994	Chillicothe	Chillicothe	21-40
2003	Logan	Logan	09-00
2004	Chillicothe	Chillicothe	28-29
2005	Logan	Logan	29-23
2006	Chillicothe	Chillicothe	21-31
2007	Logan	Logan	47-18
2008	Chillicothe	Logan	23-13
2009	Logan	Logan	51-14
2010	Logan	Chillicothe	18-21
2011	Chillicothe	Chillicothe	19-29
2012	Logan	Logan	28-07
2017	Chillicothe		

Notes:

- **Tonight's Match-up** Tonight will be the fifteenth meeting between Logan and Chillicothe, but the first since 2012, the Cavaliers last season as a member of the Southeastern Ohio Athletic League. The all-time series, which started in 1990, stands at seven wins a piece. It will be Logan's first visit to the renovated Herrnstein Field.

The Cavaliers, who along with former SEOAL member Jackson, are members of the newly formed Frontier Athletic Conference. CHS enters tonight 2-2 on the season, but on a two game losing streak. The Blue and White opened with wins over Teays Valley (31-27) and Licking Heights (28-7) before falling the last two weeks to perennial playoff contenders Marion-Franklin (26-40) and Bishop Hartley (7-44).

Logan fell to 1-3 overall following a crushing 44-7 loss to Sheridan last week. Logan lost their first two games against Dublin Jerome (7-41) and Teays Valley (7-35) but did defeat another former SEOAL school, Meigs, 26-22.

- **Deceptive numbers** At first glance, the Logan Chieftain defense can't seem to keep opponents out of the endzone. LHS opponents are averaging 35.5 points per game. However, a closer look reveals that Logan has allowed a school record four kick or punt returns and have seen opponents return to interceptions for touchdowns. Taking away the 43 points scored against Chieftain special teams or offense drop opponents scoring average to below 25 points per game.
- **On this date** Tonight is the Chieftains' twelfth game ever played on September 22nd and first since 2006 when Logan knocked off Gallipolis 31-26. Logan is 5-7 on September 22 – including a high scoring 61-0 win over Glouster in 1939 and the first ever game against Nelsonville-York, a 22-0 win in 1967. Logan has won their last two games played on September 22.
- **Billy's back** Head coach Billy Burke is back for his fifth season in charge of the purple and white. Only four (of 32) LHS coaches' have coached more than five seasons at the school. Burke is 23-20 so far at LHS and won Logan's 26th Southeastern Ohio Athletic League championship in his first season (2013). Burke's staff includes five former Chieftains.
- **Youth movement** After seeing only four freshmen earn varsity letters in *fifty years*, the purple and white saw four freshmen earn letters in 2016 alone. Three of those letter winners are back in addition to six juniors who were starters as sophomores last season. Rounding out the youth movement, Dakota Dement was the first underclassman to serve as captain since 1920. Logan hopes that last year's growing pains become this season's success stories.
- **Noteworthy captains** Speaking of captains, a trio of seniors – Dakota Dement, Carter Hodson, and Brady Walsh – have been named full time captains for the 2017 season. Dement is the first multi-year captain since Anthony Schrader was captain in 1920-1921 and just the third all-time. Walsh, a quarterback and safety, is the son of LHS assistant coach Pat Walsh.
- **Into the wilderness** Logan High School is without an athletic league or conference for the first time since the 1924-25 school year. The Southeastern Ohio Athletic League – which once was home to schools such as Athens, Gallipolis, Ironton, Jackson, Marietta, and Portsmouth - indefinitely suspended operations in the spring. Prior to that, the league had been the longest continually operation non-city league in the state of Ohio. Logan was one of only two founding members to compete in every school year of the league's existence.



2017 Logan Football Two-Deep



Offense

QB	8	Brady Walsh	6-0	185lbs	SR	
		<i>39-81 passing, 258 yards, 1 TD, 4 INTs; 20 carries, 50 yards, TD</i>				
	7	Braeden Spatar	5-9	170lbs	Soph	
A-Back	44	Preston Yates	5-11	175lbs	JR	
		<i>80 carries, 442 yards, 2 TDs; 1 reception, 0 yards</i>				
	12	Tyler Cummin	5-11	165lbs	JR	OR...
		<i>7 carries, 31 yards; 3 receptions, 10 yards</i>				
	36	Trevor Horner	5-11	205lbs	Soph	
		<i>6 carries, 27 yards, 2 TDs</i>				
B-Back	29	Conner Ruff	5-10	155lbs	Soph	
		<i>1 carry, 1 yard</i>				
	28	Colton Ruff	5-10	155lbs	Soph	
		<i>2 carries, 19 yards</i>				
H-Back	21	Jeromy Weaver	5-11	165lbs	JR	
		<i>1 reception, (-2) yards</i>				
	16	Cymon Rooker	6-0	195lbs	SR	
Receiver	11	Landon Little	5-11	160lbs	JR	
		<i>20 receptions, 154 yards, TD</i>				
	12	Tyler Cummin	5-11	165lbs	JR	
		<i>7 carries, 31 yards; 3 receptions, 10 yards</i>				
Receiver	88	Casey Heft	6-0	165lbs	SR	
		<i>3 receptions, 17 yards</i>				
	7	Braeden Spatar	5-9	170lbs	Soph	
		<i>4 receptions, 26 yards</i>				
Receiver	13	Wes Brooks	6-0	185lbs	JR	
		<i>5 receptions, 42 yards</i>				
	10	Trevor Wolfe	6-3	175lbs	JR	
TE	86	Sam Hall	6-6	215lbs	JR	
		<i>2 receptions, 11 yards</i>				
	16	Cymon Rooker	6-0	195lbs	SR	
RT	56	Clay Risch	6-0	185lbs	JR	
	54	Tucker Wilson	6-3	305lbs	SR	
RG	58	Dakota Dement	5-10	175lbs	SR	
	55	Sam Kisor	6-0	185lbs	Soph	
C	67	Kamryn Carter	6-1	275lbs	SR	
	58	Dakota Dement	5-10	175lbs	SR	
LG	71	Dakota Stiffarm	6-1	235lbs	SR	
	55	Sam Kisor	6-0	185lbs	Soph	
LT	54	Tucker Wilson	6-3	305lbs	SR	
	70	Lance Edwards	6-0	225lbs	JR	



2017 Logan Football Two-Deep



Defense

DE	86	Sam Hall	6-6	215lbs	JR
		<i>12 total tackles (3 solo); 1 for loss, 1 caused fumble</i>			
	77	Brody Wood	6-2	180lbs	JR
NG	50	Carter Hodson	6-1	225lbs	SR
		<i>15 total tackles (3 solo); 2 for loss, 1 sack, 2 caused fumbles</i>			
	67	Kamryn Carter	6-1	275lbs	SR
		<i>2 total tackles</i>			
DT	51	Josh Chapin	5-10	195lbs	Soph
		<i>15 total tackles (3 solo); 1 for loss, 1 caused fumble</i>			
	58	Dakota Dement	5-10	175lbs	SR
DE	16	Cymon Rooker	6-0	196lbs	SR
		<i>13 total tackles (8 solo); 3 for loss, 1 fumble recovery</i>			
	82	Nick Anderson	6-1	180lbs	Soph
		<i>6 total tackles</i>			
LB	28	Colton Ruff	5-10	155lbs	Soph
		<i>23 total tackles (7 solo); 1 fumble recovery, 1 INT</i>			
	44	Preston Yates	5-11	175lbs	JR
MLB	21	Jeromy Weaver	5-11	165lbs	JR
		<i>36 total tackles (13 solo); 2 for loss, 2 sacks</i>			
	36	Trevor Horner	5-11	205lbs	Soph
		<i>13 total tackles (1 solo); 2 for loss</i>			
SAM	29	Conner Ruff	5-10	155lbs	Soph
		<i>20 total tackles (4 solo); 2 fumble recoveries</i>			
	36	Trevor Horner	5-11	205lbs	Soph
		<i>13 total tackles (1 solo); 2 for loss</i>			
CB	11	Landon Little	5-11	160lbs	JR
		<i>7 total tackles (3 solo); 1 PBU, 1 INT, 1 fumble recovery</i>			
	13	Wes Brooks	6-0	185lbs	JR
		<i>3 total tackles</i>			
FS	8	Brady Walsh	6-0	185lbs	SR
		<i>8 total tackles (5 solo)</i>			
	19	David Talbott	6-1	165lbs	SR
		<i>27 total tackles (9 solo); 4 for loss, 1 caused fumble</i>			
SS	12	Tyler Cummin	5-11	165lbs	JR
		<i>31 total tackles (12 solo); 2 for loss</i>			
	22	Aaron Magdich	5-11	130lbs	JR
		<i>9 total tackles (4 solo); 1 for loss, 1 fumble recovery</i>			
CB	88	Casey Heft	6'0	165lbs	SR
		<i>12 total tackles (4 solo); 3 PBUs, 1 caused fumble, 1 INT</i>			
	22	Aaron Magdich	5-11	130lbs	JR
		<i>9 total tackles (4 solo); 1 for loss, 1 fumble recovery</i>			

2017 Logan Chieftains Varsity Football Stats

TEAM STATS	LHS	OPP
First Downs	41	48
Plays from Scrimmage	203	183
Rushing (Plays-Yards)	121-544	115-464
Passing Yards	258	649
Total Yards	802	1113
Passes (Comp-Att-Yards)	39-82-4	42-68-3
Fumbles (No.-Lost)	3-1	9-6
Penalties (No.-Yards)	18-139	26-206

LOG - 00 - 20 - 00 - 27 - 047

OPP - 56 - 40 - 21 - 25 - 142

Rushing Leaders

Player	Attempts	Yards	TDs	Yards/Carry
Preston Yates	80	442	2	5.52
Brady Walsh	20	50	1	2.50
Tyler Cummin	7	31	0	4.43
Trevor Horner	6	27	2	4.50
Colton Ruff	2	19	0	9.50
Conner Ruff	1	1	0	1.00
Casey Heft	1	(-5)	0	-5.00
(TEAM)	4	(-21)	-	-

Passing Leaders

Player	Comp.	Attempts	Yards	TDs	INTs
Brady Walsh	39	81	258	1	4

Receiving Leaders

Player	Rec.	Yards	TDs
Landon Little	20	154	1
Wes Brooks	5	42	0
Braeden Spatar	4	26	0
Casey Heft	3	17	0
Tyler Cummin	3	10	0
Sam Hall	2	11	0
Preston Yates	1	0	0
Jeromy Weaver	1	(-2)	0

Scoring Stats

Player	TDs	PAT	2P	FG	Total Points
Preston Yates	2	0	0	0	12
Trevor Horner	2	0	0	0	12
Brady Walsh	1	0	0	0	6
Landon Little	1	0	0	0	6
Conner Ruff	1	0	0	0	6
Israel Bookman	0	5	0	0	5

2017 Chillicothe Cavaliers Varsity Football Stats

TEAM STATS	CHS	OPP
First Downs	72	60
Plays from Scrimmage	247	195
Rushing (Plays-Yards)	171-848	128-796
Passing Yards	396	613
Total Yards	1244	1409
Passes (Comp-Att-Yards)	33-76-6	32-67-3
Fumbles (No.-Lost)	6-3	4-2
Penalties (No.-Yards)	27-255	35-335

CHI – 28 – 28 – 24 – 12 – 092

OPP – 34 – 19 – 44 – 21 – 108

Rushing Leaders

Player	Attempts	Yards	TDs	Yards/Carry
Brandon Maughmer	88	504	7	5.73
Connor Mathis	40	173	1	4.32
J'Quan (JJ) Harris	11	61	0	5.54
Joey Wright	12	48	0	4.00
Adrian Beverly	7	29	0	4.14
JaMichael Beard	11	26	0	2.36
Zach Coats	2	7	0	3.50

Passing Leaders

Player	Comp.	Attempts	Yards	TDs	INTs
Brandon Maughmer	31	72	336	2	6
J'Quan (JJ) Harris	1	2	35	1	0
Adrian Beverly	1	2	25	0	0

Receiving Leaders

Player	Rec.	Yards	TDs
Zach Coats	12	138	1
J'Quan (JJ) Harris	5	65	0
Will Roderick	6	64	0
Connor Mathis	4	49	1
AJ Corbin	3	44	1
McKellan Lee	1	25	0
Jason Benson	1	6	0
Courtland Duncan	1	5	0

Scoring Stats

Player	TDs	PAT	2P	FG	Total Points
Brandon Maughmer	7	0	0	0	42
Matthew Detty	0	12	0	2	18
Connor Mathis	2	0	0	0	12
AJ Corbin	1	0	0	0	6
J'Quan (JJ) Harris	1	0	0	0	6
Zach Coats	1	0	0	0	6



Logan Football Individual and Team Records



Individual Records

Passing

Most Attempts, Game

Lane Little, 40, vs Lancaster, 2014

Most Attempts, Season

Patrick Angle, 302, 2009

Most Attempts, Career

Patrick Angle, 596, 2007-2009

Most Completions, Game

Patrick Angle, 27 vs Pick. North, 2009

Most Completions, Season

Patrick Angle, 193, 2009

Most Completions, Career

Patrick Angle, 377, 2007-2009

Most Passing Yards, Game

Patrick Angle, 324 at Pick. North, 2008

Most Passing Yards, Season

Patrick Angle, 2546, 2009

Most Passing Yards, Career

Patrick Angle, 5,112, 2007-2009

Most Passing TDs, Game

Lane Little, 5, vs Cambridge, 2015

Most Passing TDs, Season

Lane Little, 5, at Gallipolis, 2015

Most Passing TDs, Career

Lane Little, 30, 2015

Patrick Angle, 51, 2007-2009

Best Completion %, Game (Atleast 10 att)

Patrick Angle, 1.00 (15-15), at Hamilton Twp,

2009

Best Completion %, Season (Atleast 100 att)

Patrick Angle, .639, 2009

Best Completion %, Career (Atleast 200 att)

Patrick Angle, .632, 2009

Fewest INTs, Season (atleast 70 att)

Nick Kost, 0 INTs, 2013

Fewest INTs, Career (atleast 300 att)

Lane Little, 8, 2015

Consecutive passes w/o an interception

Patrick Angle, 129 passes, 2009

Most Consecutive Completed Passes, Season

Patrick Angle, 17, vs Hamilton Twp (15) &
Gallia Academy (2), 2009

Most Consecutive Completed Passes, Game

Patrick Angle, 15, vs Pickerington North, 2009

Patrick Angle, 15, at Hamilton Township, 2009

Longest Completion (for Touchdown)

Chad Zimmerman, 96 yards v. Warren, 1994

Rushing

Most Rushing Yards, Game

Austin Rohr, 398 vs Marietta, 2003

Most Rushing Yards, Season

Derek Harden, 1670, 2000

Most Rushing Yards, Career

Kelly Wolfe, 3837, 1983-1986

Most Rushing Attempts, Game

Justin Frye, 42 vs Marietta, 2006

Most Rushing Attempts, Season

Derek Harden, 280, 2000

Most Rushing Attempts, Career

Kelly Wolfe, 638, 1983-1986

Most Rushing TDs, Game

Derek Harden, 6 vs Athens, 2001

Most Rushing TDs, Season

Isaac Schmeltzer, 6 vs Warren, 2013

Most Rushing TDs, Career

Derek Harden, 28, 2000

Derek Harden, 50, 1999-2001

Yards per carry, Game

John Cosgrove, 21.25 vs New Lex., 1994

Yards per carry, Season

John Cosgrove, 9.58, 1994

Yards per carry, Career

Bryce McBride, 8.43, 2013-2015

Most 100 yard games, Season

Wayne Bateman, 9, 1999

Most 200 yard games, Season

Derek Harden, 9, 2000

Justin Frye, 5, 2006

Most 200 yard games, Career

Austin Rohr, 6, 2001-2003

Longest Run From Scrimmage (for TD)

Justin Frye, 6, 2006-2007

Larry Bainter, 99 yards vs Middleport, 1960

Bryce McBride, 99 yards vs Portsmouth, 2013

Receiving

Most Receptions, Game

Zach McDaniel, 14, vs Pickerington North, 2008

Most Receptions, Season

Mason Mays, 60, 2009

Most Receptions, Career

Mason Mays, 121, 2007- 2009

Most Receiving Yards, Game

DJ Conrad, 260 vs Miami Trace, 1985

Most Receiving Yards, Season

Isaiah Smith, 1,044, 2015

Most Receiving Yards, Career

Mason Mays, 1,779, 2007-2009

Most TD Receptions, Game

Eric Cox, 4 vs River Valley, 1994

Most TD Receptions, Season

Isaiah Smith, 18, 2015

Most TD Receptions, Career

Isaiah Smith, 28, 2013-2015

Longest Reception (for TD)

Eric Cox, 96 yards vs Warren, 1994

Scoring

Most Points, Game

Isaac Schmeltzer, 42 points, vs Warren 2013

Most Points, Season

Derek Harden, 176, 2000

Most Points, Career

Derek Harden, 308, 1999-2001

Most TDs, Game

Isaac Schmeltzer, 7, vs Warren 2013

Most TDs, Season

John Cosgrove, 29, 1994

Most TDs, Career

Derek Harden, 29, 2000

Derek Harden, 51, 1999-2001

Kicking Points, Game

Jordan Jackson, 10 vs Marietta, 1993

Kicking Points, Season

Matt Shaw, 10 at Warren, 1999

Kicking Points, Career

Adam Puhl, 68, 2000

Derek Montgomery, 68, 2009

Matt Shaw, 123, 1997-1999

Kicking

Most PATs, Game

Adam Puhl, 9 vs Jackson, 2000

Most PATs, Season

Adam Puhl, 65, 2000

Most PATs, Career

Adam Puhl, 104, 2000-2001

Most FGs, Game

Eleven Times at 2, Most recent was Derek Montgomery vs Warren, 2010 and Zanesville 2009

Most FGs, Career

Derek Montgomery, 16, 2009-2010

Longest FG Made

Josh Jackson, 47 yds vs Zanesville, 1991

Longest Punt

Johnny Conrad, 63 yds vs Pt. Pleasant, 2000

Joe Karshner, 70 yds at Jackson, 1938

Interceptions

Most INTs, Game

Mutiple Tied at 3, most recent Lucas Wright vs. Portsmouth 2007

Most INTs, Season

Greg Poston, 11, 1967

Most INTs, Career

Chad Zimmerman, 11, 1993

Longest INT Return

Lucas Wright, 17, 2005-2007

Evan DeLong, 101 yards, vs Loudonville 2013

Kick Returns

Longest Kick-Off Return (for TD)

Bill Shaw, 95 yards, vs Glouster 1939

Longest Punt Return (for TD)

Alex Clutter, 95 yds, at Watkins Mem., 1995

Isaac Schmeltzer, 95 yds, vs Teays Valley, 2013

Nick Maniskas, 87 yards vs Jackson, 1987

LoganFootball.com Media Guide/Game Notes 16
Week Five AT Chillicothe

Miscellaneous

Most Consecutive Games Played

Robbie Johnson, 37 games, 1960-1963

Bob Stewart, 37 games, 1960-1963

Dean Jordan, 89 yards, vs Lancaster, 2014

Longest fumble return (for TD)

Team Records

Passing

Most Attempts, Game

42, vs Lancaster, 2014

Most Attempts, Season

336, 2009

Most Passing Yards, Game

390, at Gallia Academy, 2009

Most Passing Yards, Season

2832, 2009

Most Completions, Game

28 vs Pickerington North, 2009

Most Completions, Season

209, 2009

Most Passing TDs, Game

5, 3X, most recent at Gallipolis, 2015

Most Passing TDs, Season

28, 2009

Rushing

Most Rushing Attempts, Game

74, vs New Lexington, 1980

Most Rushing Attempts, Season

553, 2000

Most Rushing Yards, Game

562, vs Portsmouth, 2013

Most Rushing Yards, Season

3050, 2000

Most Rushing TDs, Game

9, at Warren, 2006

Most Rushing TDs, Season

49, 2000

Total Yardage

Most Total Yardage, Game

649, at Athens, 2015

Most Total Yardage, Season

4974, 2000

Scoring

Most Points, Quarter

42 vs Marietta, 2007

Most Points, Game

81 vs New Lexington, 1920

Most Points, Season

519, 2000

Least Points, Season

21, 1929

Most Points Allowed, Game

62 vs Columbus West, 1930

Most Points Allowed, Season

336, 2011

Least Points Allowed, Season

12, 1933

Victories

Most Wins, Season

12

Most Consecutive Wins

18, 1963-1965

Most Consecutive Wins, Reg. Season

29, 1999-2001

29, 2007-2009

Most Consecutive SEOAL Wins

34, 2004-2009

Largest Winning Margin

72 vs Nelsonville, 1959

Largest Win via Shut-Out

72-0 vs Nelsonville, 1959

Defeats

Most Losses, Season

9, 2011

Most Consecutive Losses

9, 1953-1954

Largest Losing Margin

55 vs Cols. West (62-7), 1930

Largest Loss via Shut-Out

58-0 vs Dublin Jerome, 2016

First Downs

Most 1st Downs, Game

27, vs Athens, 1986

27, at Athens, 2015

Most 1st Downs, Season

262, 2000

Logan Football Starting Line-Up (09/22/2017 AT Chillicothe)*Offense*

QB	8	Brady Walsh	6-0	185lbs	SR	
RB	44	Preston Yates	5-11	175lbs	JR	
FB	29	Conner Ruff	5-10	155lbs	Soph	
H-B	21	Jeromy Weaver	5-11	165lbs	JR	OR...
R	13	Wes Brooks	6-0	185lbs	JR	
R	11	Landon Little	5-11	160lbs	JR	
R	88	Casey Heft	6-0	165lbs	SR	
TE	86	Sam Hall	6-6	215lbs	JR	
RT	56	Clay Risch	6-0	185lbs	JR	
RG	58	Dakota Dement	5-10	175lbs	SR	
C	67	Kamryn Carter	6-1	275lbs	SR	
LG	71	Dakota Stiffarm	6-1	235lbs	SR	
LT	54	Tucker Wilson	6-3	305lbs	SR	

Other Offensive Players:

R	7	Braeden Spatar	5-9	170lbs	Soph
R	10	Trevor Wolfe	6-3	175lbs	JR
RB/R	12	Tyler Cummin	5-11	165lbs	JR
TE/H	16	Cymon Rooker	6-0	195lbs	SR
RB	28	Colton Ruff	5-10	155lbs	Soph
RB	36	Trevor Horner	5-11	205lbs	Soph
G	55	Sam Kisor	6-0	185lbs	Soph

Defense

DE	86	Sam Hall	6-6	215lbs	JR
NG	50	Carter Hodson	6-1	225lbs	SR
DT	51	Josh Chapin	5-10	195lbs	Soph
DE	16	Cymon Rooker	6-0	195lbs	SR
LB	29	Conner Ruff	5-10	155lbs	Soph
MLB	21	Jeromy Weaver	5-11	165lbs	JR
LB	28	Colton Ruff	5-10	155lbs	Soph
CB	11	Landon Little	5-11	160lbs	JR
SAF	8	Brady Walsh	6-0	185lbs	SR
SAF	12	Tyler Cummin	5-11	165lbs	JR
CB	88	Casey Heft	6-0	165lbs	SR

Other Defensive Players:

CB	13	Wes Brooks	6-0	185lbs	JR
FS	19	David Talbott	6-1	165lbs	SR
LB	36	Trevor Horner	5-11	205lbs	Soph
LB	44	Preston Yates	5-11	175lbs	JR
NG	67	Kamryn Carter	6-1	275lbs	SR
DE	82	Nick Anderson	6-1	180lbs	Soph

Specialists:

PK	5	Israel Bookman	5-9	140lbs	Soph
HO	9	Colten Castle	5-9	125lbs	Soph
LS	67	Kamryn Carter	6-1	275lbs	SR
P	12	Tyler Cummin	5-11	165lbs	JR
KR/PR	12	Tyler Cummin	5-11	165lbs	JR
KR	44	Preston Yates	5-11	175lbs	JR
KR	11	Landon Little	5-11	160lbs	JR

Chillicothe Football Starting Line-Up (09/22/2017 VS Logan)*Offense*

QB	14	Brandon Maughmer	6-2	165lbs	SR
RB	2	Connor Mathis	5-11	185lbs	SR
Slot	40	J'Quan (JJ) Harris	6-1	165lbs	JR
R	9	Zach Coats	5-11	155lbs	JR
R	10	AJ Corbin	6-0	160lbs	SR
R	12	Will Roderick	6-3	190lbs	SR
LT	65	Simon Roderick	6-4	190lbs	SR
LG	55	Nick Erslan	5-11	190lbs	JR
C	78	Nick Colley	6-1	275lbs	SR
RG	56	Casey Crawford	5-10	190lbs	JR
RT	75	Zach Bryans	6-1	275lbs	SR

Other Offensive Players:

R	1	Payton Shoemaker	5-8	145lbs	Soph
H-B	6	Jason Benson	6-4	200lbs	SR
RB	21	Jamichael Beard	5-9	160lbs	SR
RB	22	Joey Wright	5-11	160lbs	SR
R	32	Jayvon Maughmer	6-3	180lbs	Soph
C	51	Bryce Valentine	5-9	230lbs	JR
G	54	Bradley Rinehart	6-3	270lbs	JR
TE	88	Courtland Duncan	6-3	175lbs	Soph

Defense

DE	65	Simon Roderick	6-4	190lbs	SR
DT	50	Collin Lindsey	5-10	195lbs	JR
DT	75	Zach Bryans	6-1	275lbs	SR
DE	2	Connor Mathis	5-11	185lbs	SR
OLB	12	Will Roderick	6-3	190lbs	SR
ILB	55	Nick Erslan	5-11	190lbs	JR
ILB	56	Casey Crawford	5-10	190lbs	JR
CB	1	Payton Shoemaker	5-8	145lbs	Soph
SAF	40	J'Quan (JJ) Harris	6-1	165lbs	JR
SAF	6	Jason Benson	6-4	200lbs	SR
CB	7	Adrian Beverly	5-9	150lbs	JR

Other Defensive Players:

OLB	8	Derek Lewis	5-9	140lbs	JR
SAF	10	AJ Corbin	6-0	160lbs	SR
SAF	20	McKellan Lee	5-9	150lbs	Soph
ILB	21	Jamichael Beard	5-9	160lbs	SR
NG	66	DeAndre Haubeil	5-10	162lbs	Soph
DT	61	Caleb Workman	5-10	240lbs	JR

Specialists:

PK	90	Matt Detty	6-3	175lbs	JR
HO	7	Adrian Beverly	5-9	150lbs	JR
LS	2	Connor Mathis	5-11	185lbs	SR

P	40	J'Quan (JJ) Harris	6-1	165lbs	JR
P	9	Zach Coats	5-11	155lbs	JR

OR...

KR	1	Payton Shoemaker	5-8	145lbs	Soph
KR	40	J'Quan (JJ) Harris	6-1	165lbs	JR
PR	9	Zach Coats	5-11	155lbs	JR