



Logan Chieftains

2-7

VS



Warren Warriors

0-9

Friday October 27, 2017

Logan Chieftain Stadium, Logan, OH

**Table of Contents**

Pg. 2	Logan Chieftain Stadium Records
Pg. 3	“The Last Time...”
Pgs. 4-5	LHS Varsity Schedule and Match-up Facts
Pgs. 6-7	Logan Varsity Roster, Coaches, Facts, Varsity/JV/Frosh Schedules
Pgs. 8-9	Warren Varsity Roster, Coaches, Varsity Schedule
Pg. 10	Series History
Pg. 11	Game Notes
Pgs. 12-13	Logan Two-deep
Pg. 14	Logan Stats
Pg. 15	Warren Stats (n/a)
Pgs. 16-18	Logan HS individual & team records
Pg. 19	Logan projected starting line-up
Pg. 20	Warren projected starting line-up

**Div. II, Reg. 7 Standings**

1. Walnut Ridge	8-0	25.6060
2. Massillon Washington	6-3	19.3061
3. Mifflin	8-1	16.9167
4. Ashland	8-1	15.7111
5. New Albany	5-4	14.7944
6. Whitehall-Yearling	6-3	13.2268
7. Youngstown Boardman	5-4	12.9192
8. Canal Winchester	5-4	12.4944
-		
9. Dublin Scioto	5-4	12.3444
10. Westerville South	4-5	12.0722
11. Licking Heights	6-3	12.0056
12. N. Canton Hoover	4-5	11.0611
13. Northland	5-3	10.0852
.....		
21. Logan	2-7	3.8056

**Chieftain Opponents:**

Dublin Jerome AT Worthington Kilbourne  
 Teays Valley VS Amanda-Cleercreak  
 Meigs VS Alexander  
 Sheridan AT Morgan  
 Chillicothe AT Jackson  
 Athens VS Nelsonville-York  
 Minford VS Valley  
 Dublin Scioto VS Hilliard Darby  
 Hamilton Ross AT Oxford Talawanda

## Logan Chieftain Stadium Records

### Chieftains' Overall Record at "The Chief" – 27-24

#### Individual Records

##### Rushing

Most Rushing Yards  
Most Rushing Attempts  
Most Rushing TDs

275, Isaac Schmeltzer vs Warren, 2013  
35, Daniel Bangura (Harvest Prep) vs Waterford, 2016  
6, Jaylon Brown (St. Clairsville) vs Piketon, 2012  
6, Isaac Schmeltzer vs Warren, 2013  
99, Bryce McBride vs Portsmouth, 2013

Longest Run from Scrimmage:

##### Passing

Most Passing Yards  
Most Completions  
Most Attempts  
Most Passing TDs

469, Grant Russell (Newark), 2013  
27, Patrick Angle, vs Pickerington North, 2009  
43, Joe Burrow (Athens), vs Marion-Franklin, 2013  
5, Joe Burrow (Athens), vs St. Francis DeSales, 2014  
5, Lane Little, vs Cambridge, 2015  
92, Kelly Long to Sean Wotring, vs Jackson, 2011

Longest Completion

##### Receiving

Most Receptions  
  
Most Receiving Yards  
Most Touchdown Receptions

14, Zach McDaniel, vs Pickerington North, 2009  
14, Darius Shackleford (Newark), 2013  
269, Darius Shackleford (Newark), 2013  
3, Darius Shackleford (Newark), 2013  
3, Chance Cox, vs Lancaster, 2014  
3, Isaiah Smith, vs Warren, 2015  
92, Kelly Long to Sean Wotring, vs Jackson, 2011

Longest Reception

##### Special Teams

Longest Kick-off return for TD  
Longest Punt return for TD  
Longest Field Goal

97, Johnnie Charles (Portsmouth), 2013  
76 yards, Chris McNally (St. Francis DeSales), 2016  
52 yards, Domonic DiMaccio (DeSales), 2016

##### Defensive

Most Interceptions  
  
Longest Interception Return for TD

2, Mason Jordan (Portsmouth) vs Logan, 2011  
2, Casey Phillips vs Portsmouth 2013  
101, Evan DeLong, vs Loudonville, 2013

##### Miscellaneous

Longest Play from Scrimmage  
Longest fumble return for touchdown  
Most Total Touchdowns

99, Bryce McBride run vs Portsmouth 2013  
89, Dean Jordan, vs Lancaster, 2014  
7, Isaac Schmeltzer vs Warren, 2013

##### Team Records

Most Rushing Yards  
Most Passing Yards  
Most Total Yards  
Most Combined Rushing Yards  
Most Combined Passing Yards  
Most Combined Total Yards

562, Logan vs Portsmouth, 2013  
469, Newark vs Logan, 2013  
589, Logan vs Portsmouth, 2013  
715, Logan vs Portsmouth, 2013  
617, Logan vs Cambridge, 2015  
974, Logan vs Portsmouth, 2013

##### Scoring

Most Points in a Game  
Most Points (Combined)  
Most Points in a Quarter (1 team)  
  
Most Points in a Quarter (combined)

59, St Clairsville 59, Piketon 27, 2012  
107, Athens 55, Tri-Valley 52 (OT), 2013  
30, Logan 30, Chillicothe 7, 2009  
30, Dublin Jerome 30, Logan 0 - 2016  
37, Logan 30, Chillicothe 7, 2009

##### Logan Wins

First Win  
Largest Winning Margin  
Largest Winning Margin (via Shut-Out)  
Consecutive Wins

Aug. 22, 2008 vs Lancaster (35-10)  
45, vs Marietta 48-3; 2009  
42, vs Warren 42-0; 2008  
12 (Aug. 22, 2008-Aug. 27, 2010)

##### Logan Losses

First Loss  
Largest Losing Margin  
Largest Losing Margin (via Shut-Out)  
Consecutive Losses

Aug. 27, 2010 vs Lancaster (37-24)  
58, vs Dublin Jerome (58-0), 2016  
58, vs Dublin Jerome (58-0), 2016  
10, 2010-2011

















## Logan Football “The last time ....”

Last kick-off return for TD:	2015, Jenson Wallace, 89-yards, at Nelsonville-York
Last opponent kick-off return for TD:	<b>2017, J.J. Harris, 64-yards, at Chillicothe</b>
Last punt return for TD:	2015, Brady Walsh, 58-yards, at Gallipolis
Last opponent punt return for TD:	<b>2017, Blaze Bean, 39-yards, vs Teays Valley</b>
Last interception return for TD:	2016, Riley Nelson, 89-yards, at Jackson
Last opponent interception return for TD:	<b>2017, Luken Hill, 80-yards, vs Sheridan</b>
Last fumble return for TD:	<b>2017, Conner Ruff, 0-yards, vs Meigs</b>
Last opponent fumble return for TD:	2012, Jacob Blake, 40-yards, vs Nelsonville-York
Last blocked punt return for TD:	2014, Josh Rardain, 0-yards, at Meigs
Last opponent blocked punt return for TD:	2014, Kolton Edmondson, 15-yards, at Loudonville
Last time Logan kicked a field goal:	<b>2017, Israel Bookman, 29-yards, at Athens</b>
Last time an opponent kicked a field goal:	<b>2017, Cole Casto, 42-yards, vs Sheridan</b>
Last time Logan recorded a safety:	2010, bad snap kicked out of endzone by QB, at Warren
Last time an opponent recorded a safety:	<b>2017, punter tackled in endzone, at Chillicothe</b>
Last 200+ yard rushing game:	<b>2017, Preston Yates, 241 yards, at Hamilton Ross</b>
Last opponent 200+ yard rushing game:	<b>2017, Dylan Caldwell, 202 yards, at Hamilton Ross</b>
Last time 2 players rushed for 100+ yards:	2014, Bryce McBride (227) and Dean Jordan (109), at Meigs
Last time opp. had 2 players rush for 100+ yards:	2014, Jerry King (163), Ryan Fitchpatrick (120), and Harrison Taylor (110), vs Lancaster
Last player to rush for 3 or more TDs:	<b>2017, Preston Yates (3), at Hamilton Ross</b>
Last opposing player to rush for 3 or more TDs:	<b>2017, Brandon Maughmer (4), at Chillicothe</b>
Last 250+ yard passing game:	2015, Lane Little (259), at Gallipolis
Last opponent 250+ yard passing game:	<b>2017, Kyron Rogers (259), vs Dublin Scioto</b>
Last player to throw for 3+ touchdowns:	2016, Brady Walsh (3), vs Athens
Last opposing player to throw for 3+ touchdowns:	<b>2017, Kyron Rogers (3), vs Dublin Scioto</b>
Last time Logan scored 50+ points:	Aug. 28, 2015 – at Athens, 61-49 win
Last time an opponent scored 50+ points:	Oct. 14, 2016 – vs St. Francis DeSales 7-54 loss
Last time Logan recorded a shut-out:	Oct. 21, 2016 – vs Hamilton Ross, 23-0 win
Last time an opponent recorded a shut-out:	Sept. 23, 2016 – vs Nelsonville-York, 35-0



## 2017 Logan Chieftains Varsity Football Schedule

 AT Dublin Jerome	Aug. 25, 2017 7:00 PM AT Jerome HS Stadium Dublin, OH  Loss, 07-41	 AT Dublin Jerome
3 <sup>rd</sup> Meeting ----- Last Meeting: 2017 (7-41 loss) ----- Jerome leads 2-1 ----- Jerome has won two straight		
 VS Teays Valley Vikings	Sept. 1, 2017 7:00 PM AT Logan Chieftain Stadium Logan, OH  Loss, 07-35	 VS Teays Valley Vikings
5 <sup>th</sup> Meeting ----- Last Meeting: 2017 (7-35 loss)----- Teays Valley leads 4-1 ----- TV has won two straight		
 VS Meigs Marauders	Sept. 8, 2017 7:00 PM AT Logan Chieftain Stadium Logan, OH  WIN, 26-22	 VS Meigs Marauders
18 <sup>th</sup> Meeting ----- Last Meeting: 2017 (26-22 loss) ----- Logan leads 10-7-1 ----- Logan won this season		
 VS Sheridan Generals	Sept. 15, 2017 7:00 PM AT Logan Chieftain Stadium Logan, OH  Loss, 07-44	 VS Sheridan Generals
1 <sup>st</sup> Meeting ----- Last Meeting: 2017 (7-44 loss) ----- Sheridan leads 1-0 ----- Sheridan won this season		
 AT Chillicothe Cavaliers	Sept. 22, 2017 7:00 PM AT Herrnstein Field Chillicothe, OH  Loss, 21-43	 AT Chillicothe Cavaliers
15 <sup>th</sup> Meeting ----- Last Meeting: 2017 (21-43 loss) ----- Chillicothe leads 8-7 ----- Chillicothe won this season		

 AT Athens Bulldogs	<p><b>Sept. 29, 2017</b>                      7:30 PM                      AT R. Basil Rutter Field                      The Plains, OH</p> <p><b>Loss, 03-21</b></p>	 AT Athens Bulldogs
<p><b>91<sup>st</sup> Meeting ----- Last Meeting: 2017 (3-21 loss) ----- Logan leads 51-35-5 ----- Athens won this season</b></p>		
 AT Minford Falcons	<p><b>Oct. 6, 2017</b>                      7:00 PM                      AT Falcon Field                      Minford, OH</p> <p><b>WIN, 48-42 (2OT)</b></p>	 AT Minford Falcons
<p><b>1<sup>st</sup> Meeting ----- Last Meeting: 2017 (48-42 (2OT) win) ----- Logan leads 1-0 ----- Logan won this season</b></p>		
 VS Dublin Scioto	<p><b>Oct. 13 2017</b>                      7:00 PM                      AT Logan Chieftain Stadium                      Logan, OH</p> <p><b>Loss, 07-42</b></p>	 VS Dublin Scioto
<p><b>1<sup>st</sup> Meeting ----- Last Meeting: 2017 (7-42 loss) ----- Dublin Scioto leads 1-0 ----- Scioto won this season</b></p>		
 AT Hamilton Ross Rams	<p><b>Oct. 20, 2017</b>                      7:00 PM                      AT Ross Ram Stadium                      Hamilton, OH</p> <p><b>Loss, 21-33</b></p>	 AT Hamilton Ross Rams
<p><b>2<sup>nd</sup> Meeting ----- Last Meeting: 2017 (21-33 loss) ----- Series tied 1-1 ----- Ross won this season</b></p>		
 VS Warren Warriors	<p><b>Oct. 27, 2017</b>                      7:00 PM                      AT Logan Chieftain Stadium                      Logan, OH</p>	 VS Warren Warriors
<p><b>32<sup>nd</sup> Meeting ----- Last Meeting: 2016 (26-14 win) ----- Logan leads 26-5 ----- Logan has won 4 straight</b></p>		



## 2017 Logan Chieftains Varsity Football Roster



No.	Name	Class	Height	Weight	Position
2	Austin Thrapp	10	5-10	155	WR/DB
3	Garrett Mace	10	5-9	150	WR/DB
4	Kyle Arnett	11	6-0	150	WR/DB
5	Israel Bookman	10	5-9	140	PK
7	Braeden Spatar	10	5-9	170	QB/DB
8	Brady Walsh **	12	6-0	185	QB/DB Capt.
9	Colten Castle	10	5-9	125	WR/DB
10	Trevor Wolfe	11	6-3	175	WR/DB
11	Landon Little *	11	5-11	160	WR/DB
12	Tyler Cummin *	11	5-11	165	RB/DB
13	Wes Brooks	11	6-0	185	WR/DB
14	Isaac Baron	12	6-0	185	WR/DB
16	Cymon Rooker *	12	6-0	195	TE/DL
17	Isaac Debina	11	5-10	155	WR/DB
19	David Talbott *	12	6-1	165	RB/DB
20	Cameron Fields	12	5-11	150	RB/LB
21	Jeromy Weaver *	11	5-11	165	TE/LB
22	Aaron Magdich	11	5-11	130	WR/DB
23	Kyle Horner	11	6-0	155	TE/LB
24	Donovan Lecroy	11	6-0	140	WR/LB
28	Colton Ruff *	10	5-10	155	RB/LB
29	Conner Ruff *	10	5-10	155	RB/LB
30	Jacob Hackworth	12	5-10	145	WR/DB
31	Tyler Eshelman	10	5-9	140	RB/LB
32	Jacob DeWitt	10	5-7	135	RB/LB
33	Thomas Wodzisz	12	5-4	105	WR/DB
34	Jacob Black	11	5-10	145	WR/DB
36	Trevor Horner	10	5-11	205	RB/LB
38	Joshua Blazer	10	5-10	155	WR/DB
44	Preston Yates *	11	5-11	175	RB/LB
50	Carter Hodson *	12	6-1	225	OL/DL Capt.
51	Josh Chapin	10	5-10	195	OL/DL
52	Garrett Baker	12	5-11	185	OL/LB
53	Blaine Miller	11	6-0	185	OL/DL
54	Tucker Wilson	12	6-3	305	OL/DL
55	Sam Kisor	10	6-0	185	OL/DL
56	Clay Risch *	11	6-0	185	OL/DL
57	Josh Horton	11	5-11	190	OL/DL
58	Dakota Dement *	12	5-10	175	OL/DL Capt.
59	Aaron Wolfe	11	5-9	215	OL/DL
61	Blaise Zagoric	11	5-10	165	OL/DL
62	Nick Baker	12	6-1	215	OL/DL
63	Chris Fitch	12	5-11	190	OL/DL
65	Trevor Wyckoff *	10	6-0	265	OL/DL
66	Logan Vincent	10	6-2	235	OL/DL
67	Kamryn Carter **	12	6-1	275	OL/DL
68	Zach Abrahm	11	6-0	180	OL/DL
70	Lance Edwards	11	6-0	225	OL/DL
71	Dakota Stiffarm *	12	6-1	235	OL/DL

## Week Ten VS Warren

73	Isaac Lewis	11	5-10	175	OL/DL
77	Brody Wood	11	6-2	180	OL/DL
79	Carson Miller	10	6-0	205	OL/DL
81	Sheldon Frasure	11	6-0	215	TE/DL
82	Nick Anderson	10	6-1	180	TE/DB
83	Justin Wolfe	10	6-3	170	TE/LB
86	Sam Hall *	11	6-6	215	TE/DL
88	Casey Heft *	12	6-0	165	WR/DB

\* = Letters Earned

Capt = Full-time team captain

**All-Time School Record:** 566-381-37**Head Coach:** Billy Burke (University of Akron, 4<sup>th</sup> Season, 24-25 overall)**Asst. Coaches:** Brian Breining (LHS '97), Jimmer Breining (LHS '89), Jim Huntsberger, Josh Sturgell (LHS '04), Greg Thrapp, Pat Walsh (LHS '89), Tim Woodgeard (LHS '95)**2017 Varsity Schedule**

<b>Date</b>	<b>Opponent</b>	<b>Location</b>	<b>Time-Result</b>
08/25	Dublin Jerome	Dublin	Loss, 07-41
09/01	Teays Valley	<b>Logan</b>	Loss, 07-35
09/08	Meigs	<b>Logan</b>	<b>WIN, 26-22</b>
09/15	Sheridan	<b>Logan</b>	Loss, 07-44
09/22	Chillicothe	Chillicothe	Loss, 21-43
09/29	Athens	Athens	Loss, 03-21
10/06	Minford	Minford	<b>WIN, 48-42 (2OT)</b>
10/13	Dublin Scioto	<b>Logan</b>	Loss, 07-42
10/20	Hamilton Ross	Hamilton	Loss, 21-33
10/27	Warren	<b>Logan</b>	7:00 PM

**2017 Junior Varsity Schedule**

<b>Date</b>	<b>Opponent</b>	<b>Location</b>	<b>Time-Result</b>
08/26	Dublin Jerome	<b>Logan</b>	Loss, 12-40
09/02	Teays Valley	Teays Valley	Loss, 06-24
09/09	Meigs	Meigs	<b>WIN, 20-12</b>
09/16	Sheridan	Sheridan	Loss, 02-28
09/23	Bishop Watterson	<b>Logan</b>	Loss, 14-34
09/30	Athens	<b>Logan</b>	Loss, 14-22
10/14	Dublin Scioto	Dublin Scioto	Loss, 18-40
10/21	Tri-Valley	<b>Logan</b>	Loss, 06-36

**2017 Freshman Schedule**

<b>Date</b>	<b>Opponent</b>	<b>Location</b>	<b>Time-Result</b>
08/26	Dublin Jerome	<b>Logan</b>	Loss, 08-26
09/02	Teays Valley	Teays Valley	<b>WIN, 24-08</b>
09/16	Sheridan	Sheridan	Loss, 06-34
09/25	Wellston	Wellston	<b>WIN, 24-00</b>
10/02	Athens	<b>Logan</b>	<b>WIN, 44-14</b>
10/07	St. Francis DeSales	Columbus SFD	Loss
10/14	Dublin Scioto	Dublin Scioto	Loss, 08-34
10/21	Watkins Memorial	<b>Logan</b>	<b>WIN, 24-21</b>

**2017 Warren Warriors Varsity Roster**

<b>No.</b>	<b>Name</b>	<b>Class</b>	<b>HT</b>	<b>WT</b>	<b>Pos.</b>
2	Jesse Richards	9	5-11	120	WR/DB
3	Tyler Schafer	11	5-11	180	RB/DB
5	Andrew Mueller	12	5-11	170	TE/DE
7	Evan Gandee	9	5-11	145	QB/FS
9	Kurt Taylor	9	5-11	150	QB/DB
10	Ben Goedel	11	5-10	145	WR/CB
11	Landon Wigal	11	5-11	205	FB/LB
12	Ashton Pittman	10	5-10	170	FB/MLB
15	Kody Ballard	9	5-5	140	RB/LB
16	Cole Coleman	9	5-5	100	WR/DB
17	Liam Kellar	11	6-1	165	WR/CB
18	Ronnie Hill	12	6-3	195	QB/DB
19	Brock Bowen	9	5-5	165	RB/DE
20	Ethan Yost	10	5-9	145	K/P
21	Kadan Messenger	9	5-9	130	WR/CB
22	Nathan Dailey	12	5-8	155	RB/NT
24	Thomas Miller	10	5-9	140	QB/FS
25	Scott Reynolds	9	5-8	125	WR/DB
28	John Shoup	10	5-8	170	RB/DB
31	Isaiah Kitts	11	6-2	180	WR/DE
32	Aaron Edgell	10	5-8	125	WR/DE
33	Tristan Duffey	11	6-0	140	RB/DB
34	Cole Riffle	12	5-11	205	FB/LB
35	Austin Carpenter	9	5-5	170	TE/DE
36	Hunter Adams	9	5-9	160	FB/LB
40	Braden Heitman	12	5-11	175	TE/DE
42	LeWayne Clements	11	6-2	185	TE/DE
44/55	Nathan Gessel	12	6-0	185	FB/LB
46	Cole Hupp	9	5-9	150	RB/CB
51	Aden Offenberger	11	5-10	200	C/DL
52	Isaiah Campbell	9	5-6	150	OG/NG
55/44	Nathan Gessel	12	6-0	185	FB/LB
56	Brody Weekley	10	5-10	290	OT/DT
58/85	Tim Seevers	11	5-10	200	TE/DE
60	Wyatt Grayson	9	5-9	230	OT/DT
61	Hayden Murdock	9	5-11	185	OL/NT
64	Austin Rose	9	5-9	180	OG/NT
65	Bailor Humphreys	9	5-9	250	C/DT
66	Jeremy Gandara	9	5-10	170	OL/DL
68	Bryce Heitman	11	6-2	265	OL/DT
70	Ryan Brown	9	5-10	160	OL/DL
71	Bradyn Crousser	11	5-7	250	OG/DT
72	Ian Valentine	10	6-0	230	C/DT
74	Cullen Bunner	9	5-8	180	OG/DT
76	Jake Welch	9	5-7	215	OT/DT
78	Esteban Miller	12	5-6	280	C/DT
80	Jake Baumgard	9	6-5	195	WR/DE
81	Japhet Woodburn	10	5-9	160	WR/DB
82	Kourtney Custer	11	5-5	135	WR/DB



## Week Ten VS Warren

84	Jake Smith	10	6-0	150	TE/DE
85/58	Tim Seevers	11	5-10	200	TE/DE
87	Josh Welch	9	6-0	170	WR/DE
88	Jaiden Queen	10	6-0	140	WR/DB

**Head Coach:** Tim Carver (2<sup>nd</sup> year, 2-17 overall record)

**Asst. Coaches:** Ryan Curry, Dave Schaad, Chad Smith, Chris Carpenter, JR Kellar, Joe Edgell, Gunnar Smith, John Miller, Jason Gandee, Keven Welsh, Eric Proctor, Russell Lewis

## 2017 Varsity Football Schedule

<b>Date</b>	<b>Opponent</b>	<b>Location</b>	<b>Time/Result</b>
08/25	Athens	<b>Warren</b>	Loss, 07-47
09/01	Marietta	Marietta	Loss, 16-50
09/08	Point Pleasant (WV)	<b>Warren</b>	Loss, 07-54
09/15	Fort Frye	Fort Frye	Loss, 06-50
09/23	Oak Glen (WV)	Oak Glen (WV)	Loss, 14-17
09/29	Crooksville	Crooksville	Loss, 07-47
10/06	John Marshall (WV)	<b>Warren</b>	Loss, 06-48
10/13	Weir (WV)	<b>Warren</b>	Loss, 06-44
10/21	Linsly (WV)	Linsly (WV)	Loss, 28-49
10/27	Logan	Logan	7:00 PM

**Logan Vs Warren All-Time Series History (Since 1912)**

**Total Games:** 31

**First Game:** 1986

**Logan Wins:** 26

**Warren Wins:** 5

**Total Score:** Logan 1147 (37 per game), Warren 428 (14 per game)

**Last Logan Win:** 2017, 26-14at Warren

**Last Warren Win:** 2012, 49-8 at Warren

**Current Streak:** Logan has won 4 straight.

<b>Year</b>	<b>Location</b>	<b>Winning Team</b>	<b>Score</b>
1986	Logan	Logan	07-06
1987	Warren	Logan	21-07
1988	Logan	Logan	12-07
1989	Warren	Logan	06-00
1990	Logan	Logan	26-13
1991	Warren	Logan	21-20 (OT)
1992	Logan	Logan	42-09
1993	Warren	Logan	49-15
1994	Logan	Logan	38-14
1995	Warren	Warren	25-34
1996	Logan	Warren	31-32
1997	Warren	Warren	28-31
1998	Logan	Logan	21-14 (OT)
1999	Warren	Logan	35-07
2000	Logan	Logan	56-27
2001	Warren	Logan	42-00
2002	Logan	Logan	53-07
2003	Warren	Logan	42-00
2004	Logan	Logan	62-15
2005	Warren	Logan	48-07
2006	Warren	Logan	65-00
2007	Logan	Logan	60-07
2008	Logan	Logan	42-00
2009	Warren	Logan	31-15
2010	Warren	Logan	15-10
2011	Logan	Warren	34-40 (2OT)
2012	Warren	Warren	08-49
2013	Logan	Logan	49-22
2014	Warren	Logan	13-06
2015	Logan	Logan	39-00
2016	Warren	Logan	26-14
2017	Logan		

## Notes:

- **Tonight's Match-up ....** Tonight's match-up is the 32<sup>nd</sup> all-time between Logan and Warren, but the first ever non-league encounter. The two schools were members of the Southeastern Ohio Athletic League together from 1986-2016 with the two teams meeting every year, giving the Warriors the longest current streak on the LHS football schedule. Logan leads the all-time series 26-5.

Logan fell to 2-7 with a 33-21 loss to previously winless Hamilton Ross last Friday night. Logan blew a 14-0 lead – marking the largest come from behind win by a Chieftain opponent in school history. Logan blew a 19-0 lead against Nelsonville in 1955, but the game finished in a 19-19 tie. Warren is 0-9 and riding a 14 game losing streak.

- **Breaking four digits ....** Logan running back Preston Yates rushed for 241 yards and three touchdowns last week, bringing his season rushing total to 1,144 yards. Yates is the first Chieftain rusher to break the 1,000 yard barrier since Bryce McBride in 2015, and has rushed for more yards in a season than any back since Justin Frye ran for 1,367 yards in 2007. With another big week, Yates could potentially move into the all-time top ten for yards in a season and most attempts in a season.
- **The Champs are here ....** Logan's 1987 SEOAL championship team will be honored on the field tonight. The team, who finished 9-2, was the program's first ever playoff qualifier. The team, which featured current varsity assistants Jimmer Breining and Pat Walsh, rode a dominating defense and balanced offense to a third straight 9-1 regular season.
- **On this date ....** Tonight is Logan's 12<sup>th</sup> game ever played on October 27, with the Chiefs holding an 8-3 record on the date. Seven of the 11 games have been played at Bill Sauer Field. Logan defeated Ironton 7-0 in 2006 to clinch a playoff spot in a memorable muddy game played at Tanks Memorial Stadium in Ironton.
- **Youth movement ....** After seeing only four freshmen earn varsity letters in *fifty years*, the purple and white saw four freshmen earn letters in 2016 alone. Three of those letter winners are back in addition to six juniors who were starters as sophomores last season. Rounding out the youth movement, Dakota Dement was the first underclassman to serve as captain since 1920. Logan hopes that last year's growing pains become this season's success stories.
- **Noteworthy captains ....** Speaking of captains, a trio of seniors – Dakota Dement, Carter Hodson, and Brady Walsh – have been named full time captains for the 2017 season. Dement is the first multi-year captain since Anthony Schrader was captain in 1920-1921 and just the third all-time. Walsh, a quarterback and safety, is the son of LHS assistant coach Pat Walsh.
- **Into the wilderness ....** Logan High School is without an athletic league or conference for the first time since the 1924-25 school year. The Southeastern Ohio Athletic League – which once was home to schools such as Athens, Gallipolis, Ironton, Jackson, Marietta, and Portsmouth - indefinitely suspended operations in the spring. Prior to that, the league had been the longest continually operation non-city league in the state of Ohio. Logan was one of only two founding members to compete in every school year of the league's existence.



## 2017 Logan Football Two-Deep



### *Offense*

<b>QB</b>	<b>8</b>	<b>Brady Walsh</b>	<b>6-0</b>	<b>185lbs</b>	<b>SR</b>
		<i>82-189 passing, 625 yards, 4 TDs, 12 INTs; 60 carries, 179 yards, 2 TDs</i>			
	7	Braeden Spatar	5-9	170lbs	Soph
<b>A-Back</b>	<b>44</b>	<b>Preston Yates</b>	<b>5-11</b>	<b>175lbs</b>	<b>JR</b>
		<i>199 carries, 1144 yards, 9 TDs; 4 receptions, 49 yards</i>			
	36	Trevor Horner	5-11	205lbs	Soph
		<i>24 carries, 74 yards, 4 TDs</i>			
<b>B-Back</b>	<b>36</b>	<b>Trevor Horner</b>	<b>5-11</b>	<b>205lbs</b>	<b>Soph</b>
		<i>24 carries, 74 yards, 4 TDs</i>			
	28	Colton Ruff	5-10	155lbs	Soph
		<i>3 carries, 22 yards</i>			
<b>H-Back</b>	<b>21</b>	<b>Jeromy Weaver</b>	<b>5-11</b>	<b>165lbs</b>	<b>JR</b>
		<i>1 reception, (-2) yards</i>			
	16	Cymon Rooker	6-0	195lbs	SR
<b>Receiver</b>	<b>11</b>	<b>Landon Little</b>	<b>5-11</b>	<b>160lbs</b>	<b>JR</b>
		<i>34 receptions, 248 yards, TD</i>			
	10	Trevor Wolfe	6-3	175lbs	JR
		<i>1 reception, 7 yards</i>			
<b>Receiver</b>	<b>88</b>	<b>Casey Heft</b>	<b>6-0</b>	<b>165lbs</b>	<b>SR</b>
		<i>7 receptions, 40 yards</i>			
	7	Braeden Spatar	5-9	170lbs	Soph
		<i>9 receptions, 47 yards; 5 carries, 8 yards</i>			
<b>TE</b>	<b>86</b>	<b>Sam Hall</b>	<b>6-6</b>	<b>215lbs</b>	<b>JR</b>
		<i>6 receptions, 77 yards, 2 TDs</i>			
	16	Cymon Rooker	6-0	195lbs	SR
<b>RT</b>	<b>56</b>	<b>Clay Risch</b>	<b>6-0</b>	<b>185lbs</b>	<b>JR</b>
	55	Sam Kisor	6-0	185lbs	Soph
<b>RG</b>	<b>58</b>	<b>Dakota Dement</b>	<b>5-10</b>	<b>175lbs</b>	<b>SR</b>
	65	Trevor Wyckoff	6-0	265lbs	Soph
<b>C</b>	<b>67</b>	<b>Kamryn Carter</b>	<b>6-1</b>	<b>275lbs</b>	<b>SR</b>
	58	Dakota Dement	5-10	175lbs	SR
<b>LG</b>	<b>71</b>	<b>Dakota Stiffarm</b>	<b>6-1</b>	<b>235lbs</b>	<b>SR</b>
	65	Trevor Wyckoff	6-0	265lbs	Soph
<b>LT</b>	<b>54</b>	<b>Tucker Wilson</b>	<b>6-3</b>	<b>305lbs</b>	<b>SR</b>
	55	Sam Kisor	6-0	185lbs	Soph



## 2017 Logan Football Two-Deep



### *Defense*

<b>DE</b>	<b>86</b>	<b>Sam Hall</b>	<b>6-6</b>	<b>215lbs</b>	<b>JR</b>
		<i>38 total tackles (9 solo); 3 for loss, 2 sacks, 1 caused fumble</i>			
	77	Brody Wood	6-2	180lbs	JR
<b>NG</b>	<b>50</b>	<b>Carter Hodson</b>	<b>6-1</b>	<b>225lbs</b>	<b>SR</b>
		<i>46 total tackles (11 solo); 6 for loss, 3 sacks, 2 caused fumbles</i>			
	67	Kamryn Carter	6-1	275lbs	SR
		<i>4 total tackles</i>			
<b>DT</b>	<b>51</b>	<b>Josh Chapin</b>	<b>5-10</b>	<b>195lbs</b>	<b>Soph</b>
		<i>42 total tackles (11 solo); 4 for loss, 1 caused fumble</i>			
	58	Dakota Dement	5-10	175lbs	SR
<b>DE</b>	<b>16</b>	<b>Cymon Rooker</b>	<b>6-0</b>	<b>196lbs</b>	<b>SR</b>
		<i>30 total tackles (16 solo); 6 for loss, 2 fumble recoveries</i>			
	82	Nick Anderson	6-1	180lbs	Soph
		<i>8 total tackles</i>			
<b>LB</b>	<b>28</b>	<b>Colton Ruff</b>	<b>5-10</b>	<b>155lbs</b>	<b>Soph</b>
		<i>50 total tackles (17 solo); 1 PBU, 1 fumble recovery, 2 INTs</i>			
	44	Preston Yates	5-11	175lbs	JR
		<i>4 total tackles (3 solo); 1PBU, 1 caused fumble, 1 fumble recovery</i>			
<b>LB</b>	<b>21</b>	<b>Jeromy Weaver</b>	<b>5-11</b>	<b>165lbs</b>	<b>JR</b>
		<i>75 total tackles (27 solo); 3 for loss, 2 sacks, 3 PBUs, 2 caused fumbles, 1 FR</i>			
	36	Trevor Horner	5-11	205lbs	Soph
		<i>18 total tackles (1 solo); 2 for loss, 1 fumble recovery</i>			
<b>LB</b>	<b>19</b>	<b>David Talbott</b>	<b>6-1</b>	<b>165lbs</b>	<b>SR</b>
		<i>71 total tackles (19 solo); 7 for loss, 1 PBU, 1 caused fumble</i>			
	29	Conner Ruff	5-10	155lbs	Soph
		<i>40 total tackles (10 solo); 2 fumble recoveries</i>			
<b>CB</b>	<b>11</b>	<b>Landon Little</b>	<b>5-11</b>	<b>160lbs</b>	<b>JR</b>
		<i>28 total tackles (12 solo); 1 for loss, 3 PBUs, 1 INT, 1 fumble recovery</i>			
	3	Garrett Mace	5-9	150lbs	Soph
		<i>2 total tackles, 1 PBU</i>			
<b>SAF</b>	<b>8</b>	<b>Brady Walsh</b>	<b>6-0</b>	<b>185lbs</b>	<b>SR</b>
		<i>20 total tackles (10 solo)</i>			
	22	Aaron Magdich	5-11	130lbs	JR
		<i>11 total tackles (5 solo); 1 for loss, 2 fumble recoveries</i>			
<b>SAF</b>	<b>34</b>	<b>Jakob Black</b>	<b>5-10</b>	<b>145lbs</b>	<b>JR</b>
		<i>17 total tackles (5 solo); 1 PBU</i>			
	10	Trevor Wolfe	6-3	175lbs	JR
		<i>2 total tackels (1 solo)</i>			
<b>CB</b>	<b>88</b>	<b>Casey Heft</b>	<b>6'0</b>	<b>165lbs</b>	<b>SR</b>
		<i>38 total tackles (14 solo); 1 for loss, 5 PBUs, 1 caused fumble, 1 INT</i>			
	22	Aaron Magdich	5-11	130lbs	JR
		<i>9 total tackles (4 solo); 1 for loss, 2 fumble recoveries</i>			

**2017 Logan Chieftains Varsity Football Stats**

TEAM STATS	LHS	OPP
First Downs	104	141
Plays from Scrimmage	503	474
Rushing (Plays-Yards)	310-1463	302-1486
Passing Yards	625	1612
Total Yards	2088	3098
Passes (Comp-Att-Yards)	82-193-12	109-172-5
Fumbles (No.-Lost)	5-2	15-10
Penalties (No.-Yards)	58-453	58-493

LOG – 021 – 34 – 17 – 62 – 07 – 06 – 147  
 OPP – 105 – 74 – 71 – 66 – 07 – 00 – 323

**Rushing Leaders**

Player	Attempts	Yards	TDs	Yards/Carry
Preston Yates	199	1144	9	5.75
Brady Walsh	60	179	2	2.98
Trevor Horner	24	74	4	3.08
Tyler Cummin	12	62	1	5.17
Colton Ruff	3	22	0	7.33
Braeden Spatar	5	8	0	1.60
Conner Ruff	1	1	0	1.00

**Passing Leaders**

Player	Comp.	Attempts	Yards	TDs	INTs
Brady Walsh	82	189	625	4	12
Preston Yates	0	1	0	0	0
(team) (spiked)	0	3	0	0	0

**Receiving Leaders**

Player	Rec.	Yards	TDs
Landon Little	34	248	1
Wes Brooks	15	121	1
Braeden Spatar	9	47	0
Casey Heft	7	40	0
Sam Hall	6	77	2
Preston Yates	4	49	0
Tyler Cummin	4	14	0
Garrett Mace	1	24	0
Trevor Wolfe	1	7	0

**Scoring Stats**

Player	TDs	PAT	2P	FG	Total Points
Preston Yates	9	0	0	0	54
Trevor Horner	4	0	0	0	24
Israel Bookman	0	16	0	1	19
Sam Hall	2	0	0	0	12
Brady Walsh	2	0	0	0	12
Landon Little	1	0	1	0	8
Tyler Cummin	1	0	0	0	6
Conner Ruff	1	0	0	0	6
Wes Brooks	1	0	0	0	6

**2017 Warren Warriors Varsity Football Stats**

TEAM STATS	WHS	OPP
First Downs		
Plays from Scrimmage		
Rushing (Plays-Yards)		
Passing Yards		
Total Yards		
Passes (Comp-Att-Yards)		
Fumbles (No.-Lost)		
Penalties (No.-Yards)		

WAR - 00 - 00 - 00 - 00 - 00  
 OPP - 00 - 00 - 00 - 00 - 00

**Rushing Leaders**

Player	Attempts	Yards	TDs	Yards/Carry
--------	----------	-------	-----	-------------

**Passing Leaders**

Player	Comp.	Attempts	Yards	TDs	INTs
--------	-------	----------	-------	-----	------

**Receiving Leaders**

Player	Rec.	Yards	TDs
--------	------	-------	-----

**Scoring Stats**

Player	TDs	PAT	2P	FG	Total Points
--------	-----	-----	----	----	--------------



## Logan Football Individual and Team Records



### *Individual Records*

#### Passing

**Most Attempts, Game**

Lane Little, 40, vs Lancaster, 2014

**Most Attempts, Season**

Patrick Angle, 302, 2009

**Most Attempts, Career**

Patrick Angle, 596, 2007-2009

**Most Completions, Game**

Patrick Angle, 27 vs Pick. North, 2009

**Most Completions, Season**

Patrick Angle, 193, 2009

**Most Completions, Career**

Patrick Angle, 377, 2007-2009

**Most Passing Yards, Game**

Patrick Angle, 324 at Pick. North, 2008

**Most Passing Yards, Season**

Patrick Angle, 2546, 2009

**Most Passing Yards, Career**

Patrick Angle, 5,112, 2007-2009

**Most Passing TDs, Game**

Lane Little, 5, vs Cambridge, 2015

**Most Passing TDs, Season**

Lane Little, 5, at Gallipolis, 2015

**Most Passing TDs, Career**

Lane Little, 30, 2015

Patrick Angle, 51, 2007-2009

**Best Completion %, Game (Atleast 10 att)**

Patrick Angle, 1.00 (15-15), at Hamilton Twp,

2009

**Best Completion %, Season (Atleast 100 att)**

Patrick Angle, .639, 2009

**Best Completion %, Career (Atleast 200 att)**

Patrick Angle, .632, 2009

**Fewest INTs, Season (atleast 70 att)**

Nick Kost, 0 INTs, 2013

**Fewest INTs, Career (atleast 300 att)**

Lane Little, 8, 2015

**Consecutive passes w/o an interception**

Patrick Angle, 129 passes, 2009

**Most Consecutive Completed Passes, Season**

Patrick Angle, 17, vs Hamilton Twp (15) &  
Gallia Academy (2), 2009

**Most Consecutive Completed Passes, Game**

Patrick Angle, 15, vs Pickerington North, 2009

Patrick Angle, 15, at Hamilton Township, 2009

**Longest Completion (for Touchdown)**

Chad Zimmerman, 96 yards v. Warren, 1994

#### Rushing

**Most Rushing Yards, Game**

Austin Rohr, 398 vs Marietta, 2003

**Most Rushing Yards, Season**

Derek Harden, 1670, 2000

**Most Rushing Yards, Career**

Kelly Wolfe, 3837, 1983-1986

**Most Rushing Attempts, Game**

Justin Frye, 42 vs Marietta, 2006

**Most Rushing Attempts, Season**

Derek Harden, 280, 2000

**Most Rushing Attempts, Career**

Kelly Wolfe, 638, 1983-1986

**Most Rushing TDs, Game**

Derek Harden, 6 vs Athens, 2001

**Most Rushing TDs, Season**

Isaac Schmeltzer, 6 vs Warren, 2013

**Most Rushing TDs, Career**

Derek Harden, 28, 2000

Derek Harden, 50, 1999-2001

**Yards per carry, Game**

John Cosgrove, 21.25 vs New Lex., 1994

**Yards per carry, Season**

John Cosgrove, 9.58, 1994

**Yards per carry, Career**

Bryce McBride, 8.43, 2013-2015

**Most 100 yard games, Season**

Wayne Bateman, 9, 1999

**Most 200 yard games, Season**

Derek Harden, 9, 2000

Justin Frye, 5, 2006



**Most 200 yard games, Career**

Austin Rohr, 6, 2001-2003

**Longest Run From Scrimmage (for TD)**

Justin Frye, 6, 2006-2007

Larry Bainter, 99 yards vs Middleport, 1960

Bryce McBride, 99 yards vs Portsmouth, 2013

### Receiving

**Most Receptions, Game**

Zach McDaniel, 14, vs Pickerington North, 2008

**Most Receptions, Season**

Mason Mays, 60, 2009

**Most Receptions, Career**

Mason Mays, 121, 2007- 2009

**Most Receiving Yards, Game**

DJ Conrad, 260 vs Miami Trace, 1985

**Most Receiving Yards, Season**

Isaiah Smith, 1,044, 2015

**Most Receiving Yards, Career**

Mason Mays, 1,779, 2007-2009

**Most TD Receptions, Game**

Eric Cox, 4 vs River Valley, 1994

**Most TD Receptions, Season**

Isaiah Smith, 18, 2015

**Most TD Receptions, Career**

Isaiah Smith, 28, 2013-2015

**Longest Reception (for TD)**

Eric Cox, 96 yards vs Warren, 1994

### Scoring

**Most Points, Game**

Isaac Schmeltzer, 42 points, vs Warren 2013

**Most Points, Season**

Derek Harden, 176, 2000

**Most Points, Career**

Derek Harden, 308, 1999-2001

**Most TDs, Game**

Isaac Schmeltzer, 7, vs Warren 2013

**Most TDs, Season**

John Cosgrove, 29, 1994

**Most TDs, Career**

Derek Harden, 29, 2000

Derek Harden, 51, 1999-2001

**Kicking Points, Game**

Jordan Jackson, 10 vs Marietta, 1993

**Kicking Points, Season**

Matt Shaw, 10 at Warren, 1999

**Kicking Points, Career**

Adam Puhl, 68, 2000

Derek Montgomery, 68, 2009

Matt Shaw, 123, 1997-1999

### Kicking

**Most PATs, Game**

Adam Puhl, 9 vs Jackson, 2000

**Most PATs, Season**

Adam Puhl, 65, 2000

**Most PATs, Career**

Adam Puhl, 104, 2000-2001

**Most FGs, Game**

Eleven Times at 2, Most recent was Derek Montgomery vs Warren, 2010 and Zanesville 2009

**Most FGs, Career**

Derek Montgomery, 16, 2009-2010

**Longest FG Made**

Josh Jackson, 47 yds vs Zanesville, 1991

**Longest Punt**

Johnny Conrad, 63 yds vs Pt. Pleasant, 2000

Joe Karshner, 70 yds at Jackson, 1938

### Interceptions

**Most INTs, Game**

Mutiple Tied at 3, most recent Lucas Wright vs. Portsmouth 2007

**Most INTs, Season**

Greg Poston, 11, 1967

**Most INTs, Career**

Chad Zimmerman, 11, 1993

**Longest INT Return**

Lucas Wright, 17, 2005-2007

Evan DeLong, 101 yards, vs Loudonville 2013

### Kick Returns

**Longest Kick-Off Return (for TD)**

Bill Shaw, 95 yards, vs Glouster 1939

Alex Clutter, 95 yds, at Watkins Mem., 1995

**Longest Punt Return (for TD)**

Isaac Schmeltzer, 95 yds, vs Teays Valley, 2013

Nick Maniskas, 87 yards vs Jackson, 1987

LoganFootball.com Media Guide/Game Notes 18  
Week Ten VS Warren

**Miscellaneous**

**Most Consecutive Games Played**

Robbie Johnson, 37 games, 1960-1963

Bob Stewart, 37 games, 1960-1963

Dean Jordan, 89 yards, vs Lancaster, 2014

**Longest fumble return (for TD)**

*Team Records*

**Passing**

**Most Attempts, Game**

42, vs Lancaster, 2014

**Most Attempts, Season**

336, 2009

**Most Passing Yards, Game**

390, at Gallia Academy, 2009

**Most Passing Yards, Season**

2832, 2009

**Most Completions, Game**

28 vs Pickerington North, 2009

**Most Completions, Season**

209, 2009

**Most Passing TDs, Game**

5, 3X, most recent at Gallipolis, 2015

**Most Passing TDs, Season**

28, 2009

**Rushing**

**Most Rushing Attempts, Game**

74, vs New Lexington, 1980

**Most Rushing Attempts, Season**

553, 2000

**Most Rushing Yards, Game**

562, vs Portsmouth, 2013

**Most Rushing Yards, Season**

3050, 2000

**Most Rushing TDs, Game**

9, at Warren, 2006

**Most Rushing TDs, Season**

49, 2000

**Total Yardage**

**Most Total Yardage, Game**

649, at Athens, 2015

**Most Total Yardage, Season**

4974, 2000

**Scoring**

**Most Points, Quarter**

42 vs Marietta, 2007

**Most Points, Game**

81 vs New Lexington, 1920

**Most Points, Season**

519, 2000

**Least Points, Season**

21, 1929

**Most Points Allowed, Game**

62 vs Columbus West, 1930

**Most Points Allowed, Season**

336, 2011

**Least Points Allowed, Season**

12, 1933

**Victories**

**Most Wins, Season**

12

**Most Consecutive Wins**

18, 1963-1965

**Most Consecutive Wins, Reg. Season**

29, 1999-2001

29, 2007-2009

**Most Consecutive SEOAL Wins**

34, 2004-2009

**Largest Winning Margin**

72 vs Nelsonville, 1959

**Largest Win via Shut-Out**

72-0 vs Nelsonville, 1959

**Defeats**

**Most Losses, Season**

9, 2011

**Most Consecutive Losses**

9, 1953-1954

**Largest Losing Margin**

55 vs Cols. West (62-7), 1930

**Largest Loss via Shut-Out**

58-0 vs Dublin Jerome, 2016

**First Downs**

**Most 1<sup>st</sup> Downs, Game**

27, vs Athens, 1986

27, at Athens, 2015

**Most 1<sup>st</sup> Downs, Season**

262, 2000

**Logan Football Starting Line-Up (10/27/2017 VS Warren)***Offense*

QB	8	Brady Walsh	6-0	185lbs	SR
RB	44	Preston Yates	5-11	175lbs	JR
FB	36	Trevor Horner	5-11	205lbs	Soph
H-B	21	Jeromy Weaver	5-11	165lbs	JR
R	11	Landon Little	5-11	160lbs	JR
R	88	Casey Heft	6-0	165lbs	SR
TE	86	Sam Hall	6-6	215lbs	JR
RT	56	Clay Risch	6-0	185lbs	JR
RG	58	Dakota Dement	5-10	175lbs	SR
C	67	Kamryn Carter	6-1	275lbs	SR
LG	71	Dakota Stiffarm	6-1	235lbs	SR
LT	54	Tucker Wilson	6-3	305lbs	SR

**Other Offensive Players:**

R	3	Garrett Mace	5-9	150lbs	Soph
R	7	Braeden Spatar	5-9	170lbs	Soph
R	10	Trevor Wolfe	6-3	175lbs	JR
TE/H	16	Cymon Rooker	6-0	195lbs	SR
RB	28	Colton Ruff	5-10	155lbs	Soph
OL	55	Sam Kisor	6-0	185lbs	Soph
OL	65	Trevor Wyckoff	6-0	265lbs	Soph

*Defense*

DE	86	Sam Hall	6-6	215lbs	JR
NG	50	Carter Hodson	6-1	225lbs	SR
DT	51	Josh Chapin	5-10	195lbs	Soph
DE	16	Cymon Rooker	6-0	195lbs	SR
LB	19	David Talbott	6-1	165lbs	SR
LB	21	Jeromy Weaver	5-11	165lbs	JR
LB	28	Colton Ruff	5-10	155lbs	Soph
CB	11	Landon Little	5-11	160lbs	JR
SAF	8	Brady Walsh	6-0	185lbs	SR
SAF	34	Jakob Black	5-10	145lbs	JR
CB	88	Casey Heft	6-0	165lbs	SR

**Other Defensive Players:**

DB	3	Garrett Mace	5-9	150lbs	Soph
DB	22	Aaron Magdich	5-11	130lbs	JR
LB	29	Conner Ruff	5-10	155lbs	Soph
LB	36	Trevor Horner	5-11	205lbs	Soph
LB	44	Preston Yates	5-11	175lbs	JR
NG	67	Kamryn Carter	6-1	275lbs	SR

**Specialists:**

PK	5	Israel Bookman	5-9	140lbs	Soph
HO	9	Colten Castle	5-9	125lbs	Soph
LS	67	Kamryn Carter	6-1	275lbs	SR

P	4	Kyle Arnett	6-0	150lbs	JR
KR	44	Preston Yates	5-11	175lbs	JR
KR	11	Landon Little	5-11	160lbs	JR
PR	7	Braeden Spatar	5-9	170lbs	Soph

**Warren Football Starting Line-Up (10/27/2017 AT Logan)**

*Offense*

QB	7	Evan Gandee	5-11	145lbs	Frosh	
RB	3	Tyler Schafer	5-11	180lbs	JR	
R	17	Liam Kellar	6-1	165lbs	JR	
R	24	Thomas Miller	5-9	145lbs	Soph	
R	31	Isaiah Kitts	6-2	180lbs	JR	
TE	40	Brandon Heitman	5-11	175lbs	SR	
RT	68	Bryce Heitman	6-2	265lbs	JR	
RG	60	Wyatt Grayson	5-9	230lbs	Frosh	
C	61	Hayden Murdock	5-11	185lbs	Frosh	
LG	71	Bradyn Crouser	5-7	250lbs	JR	
LT	74	Cullen Bunner	5-8	180lbs	Frosh	<b>OR...</b>
LT	58	Tim Seevers	5-10	200lbs	JR	

**Other Offensive Players:**

RB	11	Landon Wigal	5-11	205lbs	JR	
RB	33	Tristan Duffey	6-0	140lbs	JR	
R	46	Cole Hupp	5-9	150lbs	Frosh	
TE	87	Josh Welch	6-0	170lbs	Frosh	

*Defense*

DE	42	LeWayne Clements	6-2	185lbs	JR	
DT	68	Bryce Heitman	6-2	265lbs	JR	
NG	64	Austin Rose	5-9	180lbs	Frosh	
DT	71	Bradyn Crouser	5-7	250lbs	JR	
DE	40	Braden Heitman	5-11	175lbs	SR	
LB	3	Tyler Schafer	5-11	180lbs	JR	
LB	18	Ronnie Hill	6-3	195lbs	SR	
LB	33	Tristan Duffey	6-0	140lbs	JR	
CB	17	Liam Kellar	6-1	165lbs	JR	
CB	88	Jaiden Queen	6-0	140lbs	Soph	<b>OR...</b>
CB	7	Evan Gandee	5-11	145lbs	Frosh	
FS	24	Thomas Miller	5-9	140lbs	Soph	

**Other Defensive Players:**

LB	32	Aaron Edgell	5-8	125lbs	Soph	
DE	58	Tim Seevers	5-10	200lbs	JR	
DL	60	Wyatt Grayson	5-9	230lbs	Frosh	
DL	74	Cullen Bunner	5-8	180lbs	Frosh	

**Specialists:**

PK	3	Tyler Schafer	5-11	180lbs	JR	
HO						
LS						
P	88	Jaiden Queen	6-0	140lbs	Soph	
KR	17	Liam Kellar	6-1	165lbs	JR	
KR/PR	18	Ronnie Hill	6-3	195lbs	SR	
KR	31	Isaiah Kitts	6-2	180lbs	JR	