



Logan Chieftains 1-7

VS



Bishop Watterson Eagles 3-5

Friday October 19, 2018

Logan Chieftain Stadium – Logan, OH

Table of Contents

Pg. 2	Logan Chieftain Stadium Records
Pg. 3	“The Last Time...”
Pgs. 4-5	LHS Varsity Schedule and Match-up Facts
Pgs. 6-7	Logan Varsity Roster, Coaches, Facts, Varsity/JV/Frosh Schedules
Pgs. 8-9	Bishop Watterson Varsity Roster, Coaches, Varsity Schedule
Pg. 9	Series History
Pg. 10	Game Notes
Pgs. 11-12	Logan two-deep
Pg. 13	Logan Stats
Pg. 14	Bishop Watterson Stats
Pgs. 15-17	Logan HS individual & team records
Pg. 18	Logan projected starting line-up
Pg. 19	Bishop Watterson projected starting line-up

Div. II, Reg. 7 Standings

1. Massillon Washington	8-0	25.608
2. Wadsworth	8-0	23.175
3. Barberton	8-0	22.100
4. Dover	6-2	18.875
5. Tri-Valley	7-1	17.550
6. Whitehall-Yearling	7-1	16.487
7. Canal Winchester	7-1	16.462
8. Wooster	6-2	16.412

9. Medina Highland	7-1	16.387
10. North Canton Hoover	6-2	16.050
11. Walnut Ridge	7-1	14.025
12. New Albany	5-3	13.562
...		
24. Logan	1-7	1.575

Chieftain Opponents:

- Tri-Valley AT West Muskingum
- Teays Valley VS Circleville
- Meigs VS Wellston
- Sheridan AT Crooksville
- Chillicothe VS Washington Courthouse
- Athens VS River Valley
- Zanesville VS New Philadelphia
- Garfield Heights at University School (Sat)
- Waverly AT Minford

Logan Chieftain Stadium Records

Chieftains' Overall Record at "The Chief" – 28-28

Individual Records

Rushing

Most Rushing Yards
Most Rushing Attempts
Most Rushing TDs

275, Isaac Schmeltzer vs Warren, 2013
35, Daniel Bangura (Harvest Prep) vs Waterford, 2016
6, Jaylon Brown (St. Clairsville) vs Piketon, 2012
6, Isaac Schmeltzer vs Warren, 2013
99, Bryce McBride vs Portsmouth, 2013

Longest Run from Scrimmage:

Passing

Most Passing Yards
Most Completions
Most Attempts
Most Passing TDs

469, Grant Russell (Newark), 2013
27, Patrick Angle, vs Pickerington North, 2009
43, Joe Burrow (Athens), vs Marion-Franklin, 2013
5, Joe Burrow (Athens), vs St. Francis DeSales, 2014
5, Lane Little, vs Cambridge, 2015
92, Kelly Long to Sean Wotring, vs Jackson, 2011

Longest Completion

Receiving

Most Receptions

Most Receiving Yards
Most Touchdown Receptions

14, Zach McDaniel, vs Pickerington North, 2009
14, Darius Shackleford (Newark), 2013
269, Darius Shackleford (Newark), 2013
**3, Four times, most recent:
Blayze Taylor, vs Tri-Valley, 2018**
92, Kelly Long to Sean Wotring, vs Jackson, 2011

Longest Reception

Special Teams

Longest Kick-off return for TD
Longest Punt return for TD
Longest Field Goal

97, Johnnie Charles (Portsmouth), 2013
76 yards, Chris McNally (St. Francis DeSales), 2016
52 yards, Domonic DiMaccio (DeSales), 2016

Defensive

Most Interceptions

Longest Interception Return for TD

**2, three times, most recent:
Cameron Cook (Chillicothe) vs Chillicothe 2018**
101, Evan DeLong, vs Loudonville, 2013

Miscellaneous

Longest Play from Scrimmage
Longest fumble return for touchdown
Most Total Touchdowns

99, Bryce McBride run vs Portsmouth 2013
89, Dean Jordan, vs Lancaster, 2014
7, Isaac Schmeltzer vs Warren, 2013

Team Records

Most Rushing Yards
Most Passing Yards
Most Total Yards
Most Combined Rushing Yards
Most Combined Passing Yards
Most Combined Total Yards

562, Logan vs Portsmouth, 2013
469, Newark vs Logan, 2013
589, Logan vs Portsmouth, 2013
715, Logan vs Portsmouth, 2013
617, Logan vs Cambridge, 2015
974, Logan vs Portsmouth, 2013

Scoring

Most Points in a Game
Most Points (Combined)
Most Points in a Quarter (1 team)

Most Points in a Quarter (combined)

59, St Clairsville 59, Piketon 27, 2012
107, Athens 55, Tri-Valley 52 (OT), 2013
30, Logan 30, Chillicothe 7, 2009
30, Dublin Jerome 30, Logan 0 - 2016
37, Logan 30, Chillicothe 7, 2009

Logan Wins

First Win
Largest Winning Margin
Largest Winning Margin (via Shut-Out)
Consecutive Wins

Aug. 22, 2008 vs Lancaster (35-10)
45, vs Marietta 48-3; 2009
42, vs Warren 42-0; 2008
12 (Aug. 22, 2008-Aug. 27, 2010)

Logan Losses

First Loss
Largest Losing Margin
Largest Losing Margin (via Shut-Out)
Consecutive Losses

Aug. 27, 2010 vs Lancaster (37-24)
58, vs Dublin Jerome (58-0), 2016
58, vs Dublin Jerome (58-0), 2016
10, 2010-2011







Logan Football
“The last time”

Last kick-off return for TD:	2015, Jenson Wallace, 89-yards, at Nelsonville-York
Last opponent kick-off return for TD:	2018, Carson Simpkins, 84-yards, vs Tri-Valley
Last punt return for TD:	2015, Brady Walsh, 58-yards, at Gallipolis
Last opponent punt return for TD:	2017, Blaze Bean, 39-yards, vs Teays Valley
Last interception return for TD:	2018, Preston Yates, 43-yards, at Meigs
Last opponent interception return for TD:	2018, Brian James, 46-yards, at Teays Valley
Last fumble return for TD:	2017, Conner Ruff, 0-yards, vs Meigs
Last opponent fumble return for TD:	2018, Zach McCain, 4-yards, vs Garfield Hts
Last blocked punt return for TD:	2014, Josh Rardain, 0-yards, at Meigs
Last opponent blocked punt return for TD:	2018, Ty’Riek Smith, 31 yards, vs Garfield Hts
Last time Logan kicked a field goal:	2017, Israel Bookman, 23-yards, vs Warren
Last time an opponent kicked a field goal:	2017, Cole Casto, 42-yards, vs Sheridan
Last time Logan recorded a safety:	2010, bad snap kicked out of endzone by QB, at Warren
Last time an opponent recorded a safety:	2017, punter tackled in endzone, at Chillicothe
Last 200+ yard rushing game:	2017, Preston Yares, 241 yards, at Hamilton Ross
Last opponent 200+ yard rushing game:	2017, Dylan Caldwell, 202 yards, at Hamilton Ross
Last time 2 players rushed for 100+ yards:	2014, Bryce McBride (227) and Dean Jordan (109), at Meigs
Last time opp. had 2 players rush for 100+ yards:	2014, Jerry King (163), Ryan Fitchpatrick (120), and Harrison Taylor (110), vs Lancaster
Last player to rush for 3 or more TDs:	2017, Preston Yates (3), at Hamilton Ross
Last opposing player to rush for 3 or more TDs:	2017, Brandon Maughmer (4), at Chillicothe
Last 250+ yard passing game:	2015, Lane Little (259), at Gallipolis
Last opponent 250+ yard passing game:	2017, Kyron Rogers (259), vs Dublin Scioto
Last player to throw for 3+ touchdowns:	2018, Braeden Spatar (3), at Meigs
Last opposing player to throw for 3+ touchdowns:	2018, Ben Everson (3), at Zanesville
Last time Logan scored 50+ points:	Aug. 28, 2015 – at Athens, 61-49 win
Last time an opponent scored 50+ points:	Oct. 14, 2016 – vs St. Francis DeSales 7-54 loss
Last time Logan recorded a shut-out:	Oct. 21, 2016 – vs Hamilton Ross, 23-0 win
Last time an opponent recorded a shut-out:	Oct. 12, 2018 – vs Garfield Heights, 0-48 loss



2018 Logan Chieftains Varsity Football Schedule

 VS Tri-Valley	<p>Aug. 24, 2018 7:00 PM AT Logan Chieftain Stadium Logan, OH</p>	 VS Tri-Valley
<p>2nd Meeting ----- Last Meeting: 2018 (07-48 loss) ----- Tri-Valley leads 2-0 ----- TV has won two straight</p>		
 AT Teays Valley Vikings	<p>Aug. 31, 2018 7:00 PM AT Viking Stadium Ashville, OH</p>	 AT Teays Valley Vikings
<p>6th Meeting ----- Last Meeting: 2018 (0-35 loss)----- Teays Valley leads 5-1 ----- TV has won three straight</p>		
 AT Meigs Marauders	<p>Sept. 7, 2018 7:30 PM AT Farmers Bank Stadium Rock Springs, OH</p>	 AT Meigs Marauders
<p>18th Meeting ----- Last Meeting: 2018 (45-35 win) ----- Logan leads 10-7-1 ----- Logan has won two straight</p>		
 AT Sheridan Generals	<p>Sept. 14, 2018 7:00 PM AT Paul Culver Jr Stadium Thornville, OH</p>	 AT Sheridan Generals
<p>2nd Meeting ----- Last Meeting: 2018 (7-42 loss) ----- Sheridan leads 2-0 ----- Sheridan has won two straight</p>		
 VS Chillicothe Cavaliers	<p>Sept. 21, 2018 7:00 PM AT Logan Chieftain Stadium Logan, OH</p>	 VS Chillicothe Cavaliers
<p>16th Meeting ----- Last Meeting: 2018 (6-7 loss) ----- Chillicothe leads 9-7 ----- Chillicothe has won two straight</p>		

 VS Athens Bulldogs	Sept. 28, 2017 7:00 PM AT Logan Chieftain Stadium Logan, OH	 VS Athens Bulldogs
92 nd Meeting ----- Last Meeting: 2018 (14-21 loss) ----- Logan leads 51-36-5 ----- Athens has won two straight		
 AT Zanesville Blue Devils	Oct. 5, 2017 7:00 PM AT Sulsberger Memorial Stadium Zanesville, OH	 AT Zanesville Blue Devils
23 rd Meeting ----- Last Meeting: 2018 (13-27 loss) ----- Zanesville leads 13-10 ----- Zanesville has won two straight		
 VS Garfield Heights	Oct. 12 2017 6:00 PM AT Logan Chieftain Stadium Logan, OH	 VS Garfield Heights
1 st Meeting ----- Last Meeting: 2018 (0-48 loss) ----- Garfield Hts leads 1-0 ----- Garfield Hts won the last meeting		
 VS Bishop Watterson	Oct. 19, 2017 7:00 PM AT Logan Chieftain Stadium Logan, OH	 VS Bishop Watterson
1 st Meeting ----- Last Meeting: none. ----- Tied 0-0 ----- First ever meeting		
 AT Waverly Tigers	Oct. 26, 2017 7:00 PM AT Raidiger Field Waverly, OH	 AT Waverly Tigers
13 th Meeting ----- Last Meeting: 1982 (10-7 win) ----- Logan leads 11-1 ----- Logan won the last meeting		



2018 Logan Chieftains Varsity Football Roster

No.	Name	Class	Height	Weight	Position
1	Preston Yates **	12	5-8	180	RB/LB
2	Johnny McClelland	10	5-10	150	WR/DB
3	Garrett Mace *	11	5-9	155	WR/DB
4	Kyle Arnett *	12	5-11	160	WR/DB
5	Israel Bookman *	11	5-10	130	PK
6	Seven Fick	10	5-10	170	RB/LB
7	Braeden Spatar *	11	5-10	175	QB/DB
8	Nick Hazelwood	10	5-11	150	WR/DB
9	Colten Castle	11	5-9	130	WR/DB
10	Trevor Wolfe *	12	6-6	165	TE/DB
11	Landon Little **	12	6-0	155	WR/DB
12	Tyler Cummin **	12	5-10	180	RB/DB Capt.
13	Brandon Heft	10	6-2	150	WR/DB
14	Traten Poling	9	5-10	163	QB/DB
16	Ian Frasure	10	5-8	140	QB/DB
20	Caden McCarty	10	5-10	160	RB/LB
21	Jeromy Weaver **	12	5-11	195	TE/LB Capt.
22	Aaron Magdich *	12	5-11	140	WR/DB
23	Jared Justice	9	5-11	177	RB/DB
24	Donovan LeCroy	12	5-11	160	WR/DB
25	Wyatt Jordan	9	5-9	203	RB/LB
28	Colton Ruff **	11	5-10	195	RB/LB
29	Conner Ruff **	11	5-10	190	RB/LB
31	Tyler Eshelman	11	5-9	155	RB/LB
32	Cody Carrell	10	5-8	150	RB/LB
34	Jakob Black *	12	5-8	155	WR/DB
36	Trevor Horner *	11	5-7	240	RB/DL
50	Quinn Walsh	10	5-9	195	OL/LB
51	Jace Justice	12	5-8	215	OL/DL
52	Jacob DeWitt	11	5-10	205	OL/LB
54	Tyler Kost	10	5-10	185	OL/DL
55	Sam Kisor *	11	5-11	220	OL/DL
56	Clay Risch **	12	6-0	190	OL/DL Capt.
57	Josh Horton	12	6-0	200	OL/DL
58	Sam Hall **	12	6-6	240	OL/DL
59	Christopher Wolfe	12	5-9	255	OL/DL
60	Josh Chapin *	11	5-11	210	OL/DL
61	Blaise Zagoric	12	5-8	185	OL/DL
62	Lane Welker	10	6-2	275	OL/DL
65	Trevor Wyckoff *	11	6-1	285	OL/DL
66	Logan Vincent	11	6-2	245	OL/DL
68	Zach Abram	12	6-2	180	OL/DL
71	Hunter Mowery	10	6-2	195	OL/DL
72	Sheldon Frasure	12	6-2	230	OL/DL

Week Nine VS Bishop Watterson

73	Nick Anderson	11	6-0	200	OL/DL
74	Ryan Eshelman	10	5-11	220	OL/DL
75	Wyat Ellinger	12	6-0	170	OL/DL
76	Mason Linton	9	5-9	255	OL/DL
77	Brody Wood	12	6-4	195	OL/DL
78	Keiton Arledge	9	6-0	270	OL/DL
80	Henry Pierce	10	6-1	170	TE/DL
82	Steven Lewis	12	5-7	140	OL/DL

* = Letters Earned

Capt = Full-time team captain

All-Time School Record: 568-389-37**Head Coach:** Billy Burke (University of Akron, 4th Season, 26-32 overall)**Asst. Coaches:** Jim Huntsberger, Josh Sturgell (LHS '04), Greg Thrapp, Pat Walsh (LHS '89), Tim Woodgeard (LHS '95), Justin Pack (LHS '05)**2018 Varsity Schedule**

Date	Opponent	Location	Time-Result
08/24	VS Tri-Valley	Logan	Loss, 07-48
08/31	AT Teays Valley	Teays Valley	Loss, 00-35
09/07	AT Meigs	Meigs	WIN, 45-35
09/14	AT Sheridan	Sheridan	Loss, 07-42
09/21	VS Chillicothe	Logan	Loss, 06-07 (OT)
09/28	VS Athens	Logan	Loss, 14-21
10/05	AT Zanesville	Zanesville	Loss, 13-27
10/12	VS Garfield Heights	Logan	Loss, 00-48
10/19	VS Bishop Watterson	Logan	7:00 PM
10/26	AT Waverly	Waverly	7:00 PM

2018 Junior Varsity Schedule

Date	Opponent	Location	Time-Result
08/25	Tri-Valley	Tri-Valley	Loss, 32-34
09/01	Teays Valley	Logan	Loss, 12-34
09/08	Gallipolis	Logan	WIN, 32-26
09/13	Wellston	Logan	WIN, 28-14
09/15	Sheridan	Logan	Loss, 00-41
09/22	Chillicothe	Chillicothe	Loss, 22-28
09/29	Athens	Athens	WIN, 30-00
10/06	Zanesville	Logan	WIN, 36-34
10/13	Bishop Watterson	Bishop Watterson	10:00 AM

2018 Freshman Schedule

Date	Opponent	Location	Time-Result
10/08	Licking Heights	Licking Hts	WIN, 20-14
10/15	Licking Valley	Licking Valley	WIN, 12-06
10/22	Trimble	Trimble	6:00 PM

2018 Bishop Watterson Eagles Varsity Roster

No.	Name	Class	HT	WT	Pos.
2	Jonah Fortkamp	11	5-9	160	K
3	Nick Jannot	12	6-0	175	WR/DB
4	Jacob Hoying	10	6-1	180	QB
5	Tommy Blair	11	6-0	170	QB/DB
7	Nate Best	12	5-10	155	WR/DB
8	Antonio Auddino	12	5-9	140	WR/DB
9/11	Dominic Dean	11	5-7	137	WR/DB
10	Dominic Orsini	9	5-8	155	QB/DB
12	Sam Oliver	12	5-11	163	WR/DB
13	Chris Crane	11	6-3	205	TE/LB
14	Logan Schnurr	10	5-10	150	WR/DB
15	Grant Horvath	12	6-2	205	QB/LB
17	Colin Thomas	10	5-10	155	WR/DB
20/24	Nicholas Youell	10	6-0	175	RB/LB
21	Tyler Young	10	6-0	165	WR/DB
23	Andrew Bettendorf	10	5-10	175	WR/DB
25	Samuel Intihar	10	5-11	160	WR/DB
27	Maxwell Dixon	10	5-8	160	WR/DB
31	Troy Stemen	11	5-11	160	WR/DB
35	Ben Wilson	11	5-11	167	RB/DB
44	Tanner Mercer	10	5-11	170	RB/LB
50	Keegan Whitacre	10	6-1	180	OL/DL
51	Patrick Jesse	10	6-0	195	OL/DL
52	Matthew Johnson	10	6-0	210	OL/DL
53	Drew Davis	12	6-4	230	OL/DL
54	Charles McAdow	10	5-11	230	OL/DL
55	Isaiah Manuel	11	6-0	235	OL/DL
59	Grant Holsinger	12	6-1	290	OL/DL
60	Alex Altier	10	6-0	225	OL/DL
66	Max Balyeat	12	6-0	235	OL/DL
67	Nathan Brown	11	5-9	164	RB/LB
70	Matthew Heidenreich	9	5-10	175	OL/DL
73	Nate Johnson	12	5-11	210	OL/DL
74	Evan Siegel	11	6-0	186	OL/DL
77	Mason Graney	11	6-3	210	OL/DL
80	Lucas Colburn	12	6-1	180	WR/DB
81	Davis Boone	10	6-2	205	TE/LB
83	Kervin Azor	10	5-11	160	WR/DB
84	John Mandzak	10	5-10	170	WR/DB

Head Coach: Brian Kennedy (2nd season at BWHS; 5-13 overall)

Asst. Coaches: Patrick Birch, Felix Catheline, Shawn Dean, Mike DeMaria, Zach Hollis, Bob Hoying, Matt Maglicic, Linnie Mills, Brian Mong, Shawn O'Reilly, Nippy Prease, Jim Rayl, Scott Sanford, Chris Sauter, Brian Thomas, John Wallace

2018 Varsity Football Schedule

Date	Opponent	Location	Time/Result
08/24	Dublin Jerome	HOME	Loss, 14-41
08/31	Olentangy Orange	Away	WIN, 17-14
09/07	Cuyahoga Falls Walsh Jesuit	HOME	WIN, 25-20
09/14	Wheelersburg	HOME	Loss, 00-21
09/21	Cleveland Benedictine	HOME	Loss, 14-17
09/28	Bishop Hartley	Away	Loss, 28-49
10/05	Youngstown Ursuline	Away	Loss, 21-24
10/12	St. Charles Prep *	HOME	WIN, 37-06
10/19	Logan	Away	7:00 PM
10/26	St. Francis DeSales *	HOME	7:00 PM

Logan Vs Bishop Watterson All-Time Series History (Since 1912)

Total Games: 0

First Game: 2018

Logan Wins: 0

Bishop Watterson Wins: 0

Total Score: Logan 0, Garfield Heights 0

Current Streak: n/a.

Year By Year Results:

Year	Location	Winning Team	Score
2018	Logan		

Game Notes:

- **Tonight's Match-up** Tonight marks the first ever meeting between Bishop Watterson High School and the Logan Chieftains. The Eagles' mark the 90th different opponent since Logan's first official Varsity football season in 1912. Logan has previously played three Central Catholic League members in Father Wehrle (1983-'86), St. Francis DeSales (ten times between 1987 and 2016), and St. Mary's (1938 and 1952).

Watterson has an illustrious history that includes a pair of state championships to go along with a 40-21 playoff record in 62 previous football seasons. Second-year coach Brian Kennedy is rebuilding the program which has made only one playoff appearance since the Eagles won their second state title in 2010. Watterson enters tonight with a 3-5 record.

The Chieftains fell to 1-7 following a 48-0 thrashing against Garfield Heights. The Bulldogs moved to 8-0 and look poised to win their first ever playoff game in a few weeks. The Chieftains lone victory came in a 45-35 victory over Meigs back in the season's third game.

- **Happy returns and seniors** The purple and white are hopeful that a pair of seniors will return to the field for a Logan Chieftain Stadium finale. Receiver-defensive back Landon Little missed last week recovering from injuries suffered in an automobile accident while tight end-linebacker (and captain) Jeromy Weaver looks for his first playing time since an arm injury against Sheridan in week four. Senior Trevor Wolfe may get to see his first playing time of the season on senior night after missing the entire season with an ankle injury.

In all, twenty seniors will make their final appearance: Preston Yates, Kyle Arnett, Trevor Wolfe, Landon Little, Tyler Cummin, Jeromy Weaver, Aaron Magdich, Donovan LeCroy, Jakob Black, Jace Justice, Josh Horton, Sam Hall, Christopher Wolfe, Blaise Zagoric, Logan Vincent, Zach Abram, Sheldon Frasure, Steven Lewis, Wyatt Ellinger, and Brody Wood.

- **Playoff push** Six Chieftain opponents are in the final stretches of a playoff push, including five who would qualify if the season had ended last week. Garfield Heights (8-0), is best positioned sitting third in Division II, Region 5. Tri-Valley (7-1) and Sheridan (7-1) both sit fifth in DII, Region 7 and DIII, Region 11 respectively. Chillicothe (7-1) and Waverly (7-10) are sixth in DII, Region 8 and DIV, Region 16 respectively. Athens (7-1) is currently on the outside looking in in DIII, Region 11 but are in ninth place with a chance to move up should someone ahead of them lose in the next two weeks.
- **On this date** This will be the fourteenth Chieftain football game played on October 19. The Chieftains are 6-7 in previous games on this date. Logan also defeated an Alumni team 7-0 in 1923. All but one of those thirteen official contests were Southeastern Ohio Athletic League contests, the lone exception was a 28-0 loss to Dayton Dunbar in 1984. Memorable games include a 12-0 win over Pomeroy in the Chieftains first championship season of 1934 and title clinching 7-0 victory over Gallipolis in 2001.

Oct. 19 Games:

1928: Logan 0, Jackson 9
1934: Logan 12, Pomeroy 0
1945: Logan 13, Wellston 6
1951: Logan 6, Middleport 0
1956: Logan 12, Nelsonville 26
1962: Logan 8, Pomeroy 12
1973: Logan 22, Wellston 8

1979: Logan 6, Ironton 42
1984: Logan 0, Dayton Dunbar 28
1990: Logan 12, Jackson 29
2001: Logan 7, Gallipolis 0
2007: Logan 61, Portsmouth 14
2012: Logan 14, Gallipolis 23

2018 Logan Football Two-Deep

Offense

QB	7	Braeden Spatar	5-10	175lbs	JR	OR...
		<i>45-87 passing, 550 yards, 6 TDs, 8 INTs; 106 carries, 509 yards, 3TDs</i>				
	12	Tyler Cummin	5-10	180lbs	SR	
		<i>1-5 passing, 21 yards, 1 INT; 70 carries, 164 yards, TD</i>				
RB	12	Tyler Cummin	5-10	180lbs	SR	
		<i>70 carries, 164 yards, TD</i>				
	36	Trevor Horner	5-7	240lbs	JR	
		<i>17 carries, 43 yards, TD</i>				
RB	1	Preston Yates	5-8	180lbs	SR	
		<i>136 carries, 547 yards, 2TDs; 2 receptions, 10 yards</i>				
	31	Tyler Eshelman	5-9	155lbs	JR	
Wing	29	Conner Ruff	5-10	190lbs	JR	
		<i>11 carries, 35 yards; 2 receptions, 2 yards</i>				
	23	Jared Justice	5-11	177lbs	Frosh	
		<i>3 carries, 3 yards</i>				
Receiver	11	Landon Little	6-0	155lbs	SR	OR...
		<i>20 receptions, 345 yards, 4 TDs; 4 carries, (-3) yards</i>				
	22	Aaron Magdich	5-11	140lbs	SR	
		<i>1 reception, 12 yards; 3 carries, 7 yards</i>				
Receiver	3	Garrett Mace	5-9	155lbs	JR	
		<i>8 receptions, 102 yards, TD; 2 carries, 10 yards</i>				
	9	Colten Castle	5-9	130lbs	JR	
		<i>8 receptions, 48 yards, TD; 2 carries, 1 yard</i>				
TE	28	Colton Ruff	5-10	195lbs	JR	
		<i>1 reception, 8 yards</i>				
	80	Henry Pierce	6-1	170lbs	Soph	
RT	71	Hunter Mowery	6-2	195lbs	Soph	
	77	Brody Wood	6-4	195lbs	SR	
RG	65	Trevor Wyckoff	6-1	285lbs	JR	
	57	Josh Horton	6-0	200lbs	SR	
C	56	Clay Risch	6-0	190lbs	SR	
	54	Tyler Kost	5-10	185lbs	Soph	
LG	55	Sam Kisor	5-11	220lbs	JR	
	66	Logan Vincent	6-2	245lbs	SR	
LT	58	Sam Hall	6-6	240lbs	SR	
	66	Logan Vincent	6-2	245lbs	SR	

2018 Logan Football Two-Deep

Defense

DE	58	Sam Hall	6-6	240lbs	SR	
		<i>20 total tackles (4 solo); 4 for loss, 1 sack</i>				
	73	Nick Anderson	6-0	200lbs	JR	
		<i>8 total tackles (1 solo); 1 sack</i>				
DT	56	Clay Risch	6-0	190lbs	SR	
		<i>20 total tackles(1 solo); 2 sacks</i>				
	55	Sam Kisor	5-11	220lbs	JR	
		<i>2 total tackles (1 solo)</i>				
NG	36	Trevor Horner	5-7	240lbs	JR	
		<i>30 total tackles (7 solo); 2 for loss, 2 sacks, 2 PBUs, 1 FR</i>				
	65	Trevor Wyckoff	6-1	285lbs	JR	
		<i>2 total tackles (1 solo)</i>				
DE	80	Henry Pierce	6-1	170lbs	Soph	
		<i>23 total tackles (6 solo); 1 for loss, 2 sacks</i>				
	56	Clay Risch	6-0	190lbs	SR	
		<i>20 total tackles(1 solo); 2 sacks</i>				
LB	28	Colton Ruff	5-10	195lbs	JR	
		<i>60 total tackles (10 solo); 3 for loss, 3 sacks, 1 CF</i>				
	1	Preston Yates	5-8	180lbs	SR	
		<i>17 total tackles (5 solo)</i>				
MLB	21	Jeromy Weaver	5-11	195lbs	SR	OR...
		<i>23 total tackles (6 solo); 1 for loss, 1 PBU, 1 CF</i>				
	29	Conner Ruff	5-10	190lbs	JR	
		<i>44 total tackles (5 solo); 3 for loss, 1 CF; 1 FR</i>				
SAM	34	Jakob Black	5-8	155lbs	SR	
		<i>84 total tackles (15 solo); 5 for loss, 2 sacks, 1 PBU, 1 CF, 2 FRs</i>				
	1	Preston Yates	5-8	180lbs	SR	
		<i>17 total tackles (5 solo)</i>				
CB	22	Aaron Magdich	5-11	140lbs	SR	OR...
		<i>35 total tackles (13 solo); 4 PBUs, 1 FR</i>				
	2	Jonny McClelland	5-10	150lbs	Soph	
		<i>15 total tackles (5 solo), 1 FR</i>				
FS	11	Landon Little	6-0	150lbs	SR	OR...
		<i>25 total tackles (9 solo); 1 for loss, 5 PBUs, 1 INT</i>				
	22	Aaron Magdich	5-11	140lbs	SR	
		<i>35 total tackles (13 solo); 4 PBUs, 1 FR</i>				
SS	12	Tyler Cummin	5-10	180lbs	SR	
		<i>50 total tackles (20 solo); 2 for loss, 1 sack, 2 PBUs, 1 INT</i>				
	22	Aaron Magdich	5-11	140lbs	SR	
		<i>35 total tackles (13 solo); 4 PBUs, 1 FR</i>				
CB	3	Garrett Mace	5-9	155lbs	JR	
		<i>21 total tackles (6 solo); 4 PBUs, 1 FR</i>				
	9	Colten Castle	5-9	130lbs	JR	
		<i>9 total tackles (3 solo), 2 PBUs</i>				

2018 Logan Varsity Football Stats

TEAM STATS	LHS	OPP
First Downs	106	116
Plays from Scrimmage	463	381
Rushing (Plays-Yards)	370-1337	235-1042
Passing Yards	571	1345
Total Yards	1908	2287
Passes (Comp-Att-Yards)	46-93-10	89-146-3
Fumbles (No.-Lost)	15-10	14-8
Penalties (No.-Yards)	58-464	44-344

LOG – 06 – 013 – 28 – 39 – 06 – 092

OPP – 48 – 118 – 55 – 35 – 07 – 263

Rushing Leaders

Player	Attempts	Yards	TDs	Yards/Carry
Preston Yates	136	547	2	4.02
Braeden Spatar	112	520	3	4.64
Tyler Cummin	70	164	1	2.34
Trevor Horner	17	43	1	2.53
Caden McCarty	3	39	0	13.0
Conner Ruff	11	35	0	3.18
Garrett Mace	2	10	0	5.00
Aaron Magdich	3	7	0	2.33
Jared Justice	3	3	0	1.00

Passing Leaders

Player	Comp.	Attempts	Yards	TDs	INTs
Braeden Spatar	45	87	550	6	8
Tyler Cummin	1	5	21	0	1

Receiving Leaders

Player	Rec.	Yards	TDs
Landon Little	20	345	4
Garrett Mace	8	102	1
Colten Castle	8	48	1
Jeromy Weaver	2	15	0
Preston Yates	2	10	0
Conner Ruff	2	2	0
Braeden Spatar	1	21	0
Aaron Magdich	1	12	0
Colton Ruff	1	8	0

Scoring Stats

Player	TDs	PAT	2P	FG	Total Points
Landon Little	4	0	0	0	24
Braeden Spatar	3	0	1	0	20
Preston Yates	3	0	0	0	18
Tyler Cummin	1	0	0	0	6
Garrett Mace	1	0	0	0	6
Colten Castle	1	0	0	0	6
Trevor Horner	1	0	0	0	6
Israel Bookman	0	6	0	0	6

Bishop Watterson Varsity Football Stats through Week 8

TEAM STATS	BWHS	OPP
First Downs	117	137
Plays from Scrimmage	416	444
Rushing (Plays-Yards)	185-716	294-1471
Passing Yards	1667	1420
Total Yards	2383	2891
Passes (Comp-Att-Int)	144-223-9	89-150-5
Fumbles (No.-Lost)	5-3	8-6
Penalties (No.-Yards)	59-485	71-595

WAT – 25 – 51 – 31 – 49 – 156
 OPP – 56 – 66 – 47 – 23 – 192

Rushing

Player	Attempts	Yards	TDs	Yards/Carry
Thomas Blair	131	643	6	4.91
Grant Horvath	23	82	2	3.56
Tyler Young	5	22	0	4.40
Tanner Mercer	10	12	0	1.20
Antonio Auddino	1	1	0	1.00
Jacob Hoying	14	(-39)	0	-2.79
TEAM	1	(-5)	-	-

Passing

Player	Comp.	Attempts	Yards	TDs	INTs
Jacob Hoying	116	198	1313	9	7
Grant Horvath	18	28	354	4	0
Davis Boone	0	1	0	0	1
Tyler Young	0	1	0	0	0
Team (Spiked)	0	2	0	0	0

Receiving

Player	Rec.	Yards	TDs
Davis Boone	33	275	4
Thomas Blair	29	314	2
Antonio Auddino	29	213	4
Andrew Bettendorf	23	302	1
Lucas Colburn	13	349	1
Tyler Young	10	158	1
Chris Crane	5	51	0
Tanner Mercer	2	5	0
Kervin Azor	1	0	0

Scoring Stats

Player	TDs	PAT	2P	FG	Total Points
Thomas Blair	8	0	1	0	50
Antonio Auddino	4	0	1	0	26
Davis Boone	4	0	0	0	24
Jonah Fortkamp	0	10	0	2	16
Grant Horvath	2	0	0	0	12
Andrew Bettendorf	1	0	1	0	8
Lucas Colburn	1	0	1	0	8
Sammual Intihar	1	0	0	0	6
Tyler Young	1	0	0	0	6



Logan Football Individual and Team Records



Individual Records

Passing

Most Attempts, Game

Lane Little, 40, vs Lancaster, 2014

Most Attempts, Season

Patrick Angle, 302, 2009

Most Attempts, Career

Patrick Angle, 596, 2007-2009

Most Completions, Game

Patrick Angle, 27 vs Pick. North, 2009

Most Completions, Season

Patrick Angle, 193, 2009

Most Completions, Career

Patrick Angle, 377, 2007-2009

Most Passing Yards, Game

Patrick Angle, 324 at Pick. North, 2008

Most Passing Yards, Season

Patrick Angle, 2546, 2009

Most Passing Yards, Career

Patrick Angle, 5,112, 2007-2009

Most Passing TDs, Game

Lane Little, 5, vs Cambridge, 2015

Most Passing TDs, Season

Lane Little, 5, at Gallipolis, 2015

Most Passing TDs, Career

Lane Little, 30, 2015

Patrick Angle, 51, 2007-2009

Best Completion %, Game (Atleast 10 att)

Patrick Angle, 1.00 (15-15), at Hamilton Twp, 2009

Best Completion %, Season (Atleast 100 att)

Patrick Angle, .639, 2009

Best Completion %, Career (Atleast 200 att)

Patrick Angle, .632, 2009

Fewest INTs, Season (atleast 70 att)

Nick Kost, 0 INTs, 2013

Fewest INTs, Career (atleast 300 att)

Lane Little, 8, 2015

Consecutive passes w/o an interception

Patrick Angle, 129 passes, 2009

Most Consecutive Completed Passes, Season

Patrick Angle, 17, vs Hamilton Twp (15) & Gallia Academy (2), 2009

Most Consecutive Completed Passes, Game

Patrick Angle, 15, vs Pickerington North, 2009

Longest Completion (for Touchdown)

Patrick Angle, 15, at Hamilton Township, 2009
Chad Zimmerman, 96 yards v. Warren, 1994

Rushing

Most Rushing Yards, Game

Austin Rohr, 398 vs Marietta, 2003

Most Rushing Yards, Season

Derek Harden, 1670, 2000

Most Rushing Yards, Career

Kelly Wolfe, 3837, 1983-1986

Most Rushing Attempts, Game

Justin Frye, 42 vs Marietta, 2006

Most Rushing Attempts, Season

Derek Harden, 280, 2000

Most Rushing Attempts, Career

Kelly Wolfe, 638, 1983-1986

Most Rushing TDs, Game

Derek Harden, 6 vs Athens, 2001

Most Rushing TDs, Season

Isaac Schmeltzer, 6 vs Warren, 2013

Most Rushing TDs, Career

Derek Harden, 28, 2000

Derek Harden, 50, 1999-2001

Yards per carry, Game

John Cosgrove, 21.25 vs New Lex., 1994

Yards per carry, Season

John Cosgrove, 9.58, 1994

Yards per carry, Career

Bryce McBride, 8.43, 2013-2015

Most 100 yard games, Season

Wayne Bateman, 9, 1999

Most 200 yard games, Season

Derek Harden, 9, 2000

Most 200 yard games, Career

Justin Frye, 5, 2006

Austin Rohr, 6, 2001-2003

Justin Frye, 6, 2006-2007

LoganFootball.com Media Guide/Game Notes 16
Week Nine VS Bishop Watterson

Longest Run From Scrimmage (for TD)

Larry Bainter, 99 yards vs Middleport, 1960
Bryce McBride, 99 yards vs Portsmouth, 2013

Receiving

Most Receptions, Game
Most Receptions, Season
Most Receptions, Career

Zach McDaniel, 14, vs Pickerington North, 2008
Mason Mays, 60, 2009
Mason Mays, 121, 2007- 2009

Most Receiving Yards, Game
Most Receiving Yards, Season
Most Receiving Yards, Career

DJ Conrad, 260 vs Miami Trace, 1985
Isaiah Smith, 1,044, 2015
Mason Mays, 1,779, 2007-2009

Most TD Receptions, Game
Most TD Receptions, Season
Most TD Receptions, Career
Longest Reception (for TD)

Eric Cox, 4 vs River Valley, 1994
Isaiah Smith, 18, 2015
Isaiah Smith, 28, 2013-2015
Eric Cox, 96 yards vs Warren, 1994

Scoring

Most Points, Game
Most Points, Season
Most Points, Career

Isaac Schmeltzer, 42 points, vs Warren 2013
Derek Harden, 176, 2000
Derek Harden, 308, 1999-2001

Most TDs, Game
Most TDs, Season

Isaac Schmeltzer, 7, vs Warren 2013
John Cosgrove, 29, 1994
Derek Harden, 29, 2000
Derek Harden, 51, 1999-2001

Most TDs, Career

Kicking Points, Game

Jordan Jackson, 10 vs Marietta, 1993

Kicking Points, Season

Matt Shaw, 10 at Warren, 1999

Kicking Points, Career

Adam Puhl, 68, 2000
Derek Montgomery, 68, 2009
Matt Shaw, 123, 1997-1999

Kicking

Most PATs, Game
Most PATs, Season
Most PATs, Career

Adam Puhl, 9 vs Jackson, 2000
Adam Puhl, 65, 2000
Adam Puhl, 104, 2000-2001

Most FGs, Game

Eleven Times at 2, Most recent was Derek Montgomery vs Warren, 2010 and Zanesville 2009

Most FGs, Season
Most FGs, Career

Josh Jackson, 11, 1991
Derek Montgomery, 16, 2009-2010

Longest FG Made
Longest Punt

Josh Jackson, 47 yds vs Zanesville, 1991
Johnny Conrad, 63 yds vs Pt. Pleasant, 2000
Joe Karshner, 70 yds at Jackson, 1938

Interceptions

Most INTs, Game

Multiple Tied at 3, most recent Lucas Wright vs. Portsmouth 2007

Most INTs, Season

Greg Poston, 11, 1967

Most INTs, Career
Longest INT Return

Chad Zimmerman, 11, 1993
Lucas Wright, 17, 2005-2007
Evan DeLong, 101 yards, vs Loudonville 2013

Kick Returns

Longest Kick-Off Return (for TD)

Bill Shaw, 95 yards, vs Gloucester 1939
Alex Clutter, 95 yds, at Watkins Mem., 1995
Isaac Schmeltzer, 95 yds, vs Teays Valley, 2013
Nick Maniskas, 87 yards vs Jackson, 1987

Longest Punt Return (for TD)

LoganFootball.com Media Guide/Game Notes 17
Week Nine VS Bishop Watterson

Miscellaneous

Most Consecutive Games Played

Robbie Johnson, 37 games, 1960-1963

Bob Stewart, 37 games, 1960-1963

Dean Jordan, 89 yards, vs Lancaster, 2014

Longest fumble return (for TD)

Team Records

Passing

Most Attempts, Game

42, vs Lancaster, 2014

Most Attempts, Season

336, 2009

Most Passing Yards, Game

390, at Gallia Academy, 2009

Most Passing Yards, Season

2832, 2009

Most Completions, Game

28 vs Pickerington North, 2009

Most Completions, Season

209, 2009

Most Passing TDs, Game

5, 3X, most recent at Gallipolis, 2015

Most Passing TDs, Season

28, 2009

Rushing

Most Rushing Attempts, Game

74, vs New Lexington, 1980

Most Rushing Attempts, Season

553, 2000

Most Rushing Yards, Game

562, vs Portsmouth, 2013

Most Rushing Yards, Season

3050, 2000

Most Rushing TDs, Game

9, at Warren, 2006

Most Rushing TDs, Season

49, 2000

Total Yardage

Most Total Yardage, Game

649, at Athens, 2015

Most Total Yardage, Season

4974, 2000

Scoring

Most Points, Quarter

42 vs Marietta, 2007

Most Points, Game

81 vs New Lexington, 1920

Most Points, Season

519, 2000

Least Points, Season

21, 1929

Most Points Allowed, Game

62 vs Columbus West, 1930

Most Points Allowed, Season

337, 2017

Least Points Allowed, Season

12, 1933

Victories

Most Wins, Season

12

Most Consecutive Wins

18, 1963-1965

Most Consecutive Wins, Reg. Season

29, 1999-2001

29, 2007-2009

Most Consecutive SEOAL Wins

34, 2004-2009

Largest Winning Margin

81 vs New Lexington, 1920

Largest Win via Shut-Out

81-0 vs New Lexington, 1920

Defeats

Most Losses, Season

9, 2011

Most Consecutive Losses

9, 1953-1954

Largest Losing Margin

58, vs Dublin Jerome (58-0), 2016

Largest Loss via Shut-Out

58-0 vs Dublin Jerome, 2016

First Downs

Most 1st Downs, Game

27, vs Athens, 1986

27, at Athens, 2015

Most 1st Downs, Season

262, 2000

Logan Football Starting Line-Up (10/19/2018 VS Bishop Watterson)

Offense

QB	7	Braeden Spatar	5-10	175lbs	JR	OR...
QB	12	Tyler Cummin	5-10	180lbs	SR	
RB	12	Tyler Cummin	5-10	180lbs	SR	OR...
RB	36	Trevor Horner	5-7	240lbs	JR	
RB	1	Preston Yates	5-8	180lbs	SR	
WB	29	Conner Ruff	5-10	190lbs	JR	
R	11	Landon Little	6-0	150lbs	SR	OR...
R	9	Colten Castle	5-10	130lbs	JR	
R	3	Garrett Mace	5-9	155lbs	JR	
TE	28	Colton Ruff	5-10	195lbs	JR	
RT	71	Hunter Mowery	6-2	195lbs	Soph	
RG	65	Trevor Wyckoff	6-1	285lbs	JR	
C	56	Clay Risch	6-0	190lbs	SR	
LG	55	Sam Kisor	5-11	220lbs	JR	
LT	58	Sam Hall	6-6	240lbs	SR	

Other Offensive Players:

R	2	Jonny McClelland	5-10	150lbs	Soph	
R	13	Brandon Heft	6-2	150lbs	Soph	
R	22	Aaron Magdich	5-11	140lbs	SR	
OL	57	Josh Horton	6-0	200lbs	SR	
TE	80	Henry Pierce	6-1	170lbs	Soph	

Defense

DE	58	Sam Hall	6-6	240lbs	SR	
DT	56	Clay Risch	6-0	190lbs	SR	
NG	36	Trevor Horner	5-7	240lbs	JR	
DE	80	Henry Pierce	6-1	170lbs	Soph	
LB	28	Colton Ruff	5-10	195lbs	JR	
LB	21	Jeromy Weaver	5-11	195lbs	SR	OR...
LB	29	Conner Ruff	5-10	190lbs	JR	
SAM	34	Jakob Black	5-8	155lbs	SR	
CB	3	Garrett Mace	5-9	155lbs	JR	
FS	11	Landon Little	6-0	150lbs	SR	OR...
FS	2	Johnny McClelland	5-10	150lbs	Soph	
SS	12	Tyler Cummin	5-10	180lbs	SR	
CB	22	Aaron Magdich	5-11	140lbs	SR	

Other Defensive Players:

LB	1	Preston Yates	5-8	180lbs	SR	
DL	55	Sam Kisor	5-11	220lbs	JR	
DL	73	Nick Anderson	6-0	200lbs	JR	

Specialists:

PK	5	Israel Bookman	5-10	130lbs	JR	
HO						
LS	77	Brody Wood	6-4	195lbs	SR	
P	4	Kyle Arnett	5-11	160lbs	SR	OR...
P	12	Tyler Cummin	5-10	180lbs	SR	
PR	12	Tyler Cummin	5-10	180lbs	SR	
KR	3	Garrett Mace	5-9	155lbs	SR	
KR	1	Preston Yates	5-8	180lbs	SR	

Bishop Watterson Football Starting Line-Up (10/19/2018 AT Logan)

Offense

QB	15	Grant Horvath	6-2	205lbs	SR
RB	5	Tommy Blair	6-0	170lbs	JR
R	8	Antonio Auddino	5-9	140lbs	SR
R	23	Andrew Bettendorf	5-10	175lbs	Soph
TE/R	80	Lucas Colburn	6-1	180lbs	SR
R	81	Davis Boone	6-2	205lbs	Soph
RT	77	Mason Graney	6-3	210lbs	JR
RG	51	Patrick Jesse	6-0	195lbs	Soph
C	66	Max Balyeat	6-0	235lbs	SR
LG	70	Matthew Heidenreich	5-10	175lbs	Frosh
LT	53	Drew Davis	6-4	230lbs	SR

Other Offensive Players:

TE	13	Chris Crane	6-3	205lbs	JR
R	21	Tyler Young	6-0	165lbs	Soph
HB	31	Troy Stemen	5-11	160lbs	JR
RB	44	Tanner Mercer	5-11	170lbs	Soph
OL	59	Grant Holsinger	6-1	290lbs	SR

Defense

DL	74	Evan Siegel	6-0	186lbs	JR
NG	55	Isaiah Manuel	6-0	235lbs	JR
DL	53	Drew Davis	6-4	230lbs	SR
OLB	20	Nick Youell	6-0	175lbs	Soph
ILB	12	Sam Oliver	5-11	163lbs	SR
ILB	15	Grant Horvath	6-2	205lbs	SR
OLB	13	Chris Crane	6-3	205lbs	JR
CB	3	Nick Jannot	6-0	175lbs	SR
SAF	7	Nate Best	5-10	155lbs	SR
SAF	21	Tyler Young	6-0	165lbs	Soph
CB	9	Dominic Dean	5-7	137lbs	JR

Other Defensive Players:

CB	8	Antonio Auddino	5-9	140lbs	SR
NG	31	Troy Stemen	5-11	160lbs	JR
ILB	44	Tanner Mercer	5-11	170lbs	Soph
DL	59	Grant Holsinger	6-1	290lbs	SR
DL	77	Mason Graney	6-3	210lbs	JR

Specialists:

PK	2	Jonah Fortkamp	5-9	160lbs	JR
HO	35	Ben Wilson	5-11	167lbs	JR
LS	53	Drew Davis	6-4	230lbs	SR
P	2	Jonah Fortkamp	5-9	160lbs	JR
PR/KR	21	Tyler Young	6-0	165lbs	Soph
KR	8	Antonio Auddino	5-9	150lbs	SR