



Logan Chieftains

1-4

VS



Athens Bulldogs

4-1 (2-0)

Friday September 28, 2018
Logan Chieftain Stadium – Logan, OH

Table of Contents

Pg. 2	Logan Chieftain Stadium Records
Pg. 3	“The Last Time...”
Pgs. 4-5	LHS Varsity Schedule and Match-up Facts
Pgs. 6-7	Logan Varsity Roster, Coaches, Facts, Varsity/JV/Frosh Schedules
Pgs. 8-9	Athens Varsity Roster, Coaches, Varsity Schedule
Pg. 10-11	Series History
Pg. 12	Game Notes
Pgs. 13-14	Logan two-deep
Pg. 15	Logan Stats
Pg. 16	Athens Stats
Pgs. 17-19	Logan HS individual & team records
Pg. 20	Logan projected starting line-up
Pg. 21	Athens projected starting line-up

Div. II, Reg. 7 Standings

1. Wadsworth	5-0	11.900
2. Barberton	5-0	11.550
3. Massillon Washington	5-0	11.302
4. Dover	4-1	10.100
5. Tri-Valley	5-0	9.600
6. Massillon Perry	5-0	9.028
7. Ashland	4-1	9.000
8. Canal Winchester	4-1	8.900
8. Medina Highland	4-1	8.900

10. Whitehall-Yearling	4-1	8.500
11. Licking Heights	4-1	8.100
12. New Albany	3-2	7.950
13. Northland	3-2	7.350
...		
23. Logan	1-4	1.950

Chieftain Opponents:

Tri-Valley VS New Lexington
 Teays Valley VS Fairfield Union
 Meigs AT Nelsonville-York
 Sheridan VS Philo
 Chillicothe AT Hillsboro
 Zanesville AT Mount Vernon
 Garfield Heights AT Valley Forge
 Bishop Watterson at Bishop Hartley
 Waverly AT Lucasville Valley

Logan Chieftain Stadium Records

Chieftains' Overall Record at "The Chief" – 28-26

Individual Records

Rushing

Most Rushing Yards
Most Rushing Attempts
Most Rushing TDs

275, Isaac Schmeltzer vs Warren, 2013
35, Daniel Bangura (Harvest Prep) vs Waterford, 2016
6, Jaylon Brown (St. Clairsville) vs Piketon, 2012
6, Isaac Schmeltzer vs Warren, 2013
99, Bryce McBride vs Portsmouth, 2013

Longest Run from Scrimmage:

Passing

Most Passing Yards
Most Completions
Most Attempts
Most Passing TDs

469, Grant Russell (Newark), 2013
27, Patrick Angle, vs Pickerington North, 2009
43, Joe Burrow (Athens), vs Marion-Franklin, 2013
5, Joe Burrow (Athens), vs St. Francis DeSales, 2014
5, Lane Little, vs Cambridge, 2015
92, Kelly Long to Sean Wotring, vs Jackson, 2011

Longest Completion

Receiving

Most Receptions

14, Zach McDaniel, vs Pickerington North, 2009
14, Darius Shackleford (Newark), 2013
269, Darius Shackleford (Newark), 2013

Most Receiving Yards
Most Touchdown Receptions

**3, Four times, most recent:
Blayze Taylor, vs Tri-Valley, 2018**
92, Kelly Long to Sean Wotring, vs Jackson, 2011

Longest Reception

Special Teams

Longest Kick-off return for TD
Longest Punt return for TD
Longest Field Goal

97, Johnnie Charles (Portsmouth), 2013
76 yards, Chris McNally (St. Francis DeSales), 2016
52 yards, Domonic DiMaccio (DeSales), 2016

Defensive

Most Interceptions

**2, three times, most recent:
Cameron Cook (Chillicothe) vs Chillicothe 2018**
101, Evan DeLong, vs Loudonville, 2013

Longest Interception Return for TD

Miscellaneous

Longest Play from Scrimmage
Longest fumble return for touchdown
Most Total Touchdowns

99, Bryce McBride run vs Portsmouth 2013
89, Dean Jordan, vs Lancaster, 2014
7, Isaac Schmeltzer vs Warren, 2013

Team Records

Most Rushing Yards
Most Passing Yards
Most Total Yards
Most Combined Rushing Yards
Most Combined Passing Yards
Most Combined Total Yards

562, Logan vs Portsmouth, 2013
469, Newark vs Logan, 2013
589, Logan vs Portsmouth, 2013
715, Logan vs Portsmouth, 2013
617, Logan vs Cambridge, 2015
974, Logan vs Portsmouth, 2013

Scoring

Most Points in a Game
Most Points (Combined)
Most Points in a Quarter (1 team)

59, St Clairsville 59, Piketon 27, 2012
107, Athens 55, Tri-Valley 52 (OT), 2013
30, Logan 30, Chillicothe 7, 2009
30, Dublin Jerome 30, Logan 0 - 2016
37, Logan 30, Chillicothe 7, 2009

Most Points in a Quarter (combined)

Logan Wins

First Win
Largest Winning Margin
Largest Winning Margin (via Shut-Out)
Consecutive Wins

Aug. 22, 2008 vs Lancaster (35-10)
45, vs Marietta 48-3; 2009
42, vs Warren 42-0; 2008
12 (Aug. 22, 2008-Aug. 27, 2010)

Logan Losses

First Loss
Largest Losing Margin
Largest Losing Margin (via Shut-Out)
Consecutive Losses

Aug. 27, 2010 vs Lancaster (37-24)
58, vs Dublin Jerome (58-0), 2016
58, vs Dublin Jerome (58-0), 2016
10, 2010-2011







Logan Football
“The last time”

Last kick-off return for TD:	2015, Jenson Wallace, 89-yards, at Nelsonville-York
Last opponent kick-off return for TD:	2018, Carson Simpkins, 84-yards, vs Tri-Valley
Last punt return for TD:	2015, Brady Walsh, 58-yards, at Gallipolis
Last opponent punt return for TD:	2017, Blaze Bean, 39-yards, vs Teays Valley
Last interception return for TD:	2018, Preston Yates, 43-yards, at Meigs
Last opponent interception return for TD:	2018, Brian James, 46-yards, at Teays Valley
Last fumble return for TD:	2017, Conner Ruff, 0-yards, vs Meigs
Last opponent fumble return for TD:	2012, Jacob Blake, 40-yards, vs Nelsonville-York
Last blocked punt return for TD:	2014, Josh Rardain, 0-yards, at Meigs
Last opponent blocked punt return for TD:	2018, Logan Ranft, 13-yards, at Sheridan
Last time Logan kicked a field goal:	2017, Israel Bookman, 23-yards, vs Warren
Last time an opponent kicked a field goal:	2017, Cole Casto, 42-yards, vs Sheridan
Last time Logan recorded a safety:	2010, bad snap kicked out of endzone by QB, at Warren
Last time an opponent recorded a safety:	2017, punter tackled in endzone, at Chillicothe
Last 200+ yard rushing game:	2017, Preston Yares, 241 yards, at Hamilton Ross
Last opponent 200+ yard rushing game:	2017, Dylan Caldwell, 202 yards, at Hamilton Ross
Last time 2 players rushed for 100+ yards:	2014, Bryce McBride (227) and Dean Jordan (109), at Meigs
Last time opp. had 2 players rush for 100+ yards:	2014, Jerry King (163), Ryan Fitchpatrick (120), and Harrison Taylor (110), vs Lancaster
Last player to rush for 3 or more TDs:	2017, Preston Yates (3), at Hamilton Ross
Last opposing player to rush for 3 or more TDs:	2017, Brandon Maughmer (4), at Chillicothe
Last 250+ yard passing game:	2015, Lane Little (259), at Gallipolis
Last opponent 250+ yard passing game:	2017, Kyron Rogers (259), vs Dublin Scioto
Last player to throw for 3+ touchdowns:	2018, Braeden Spatar (3), at Meigs
Last opposing player to throw for 3+ touchdowns:	2018, Coulter Cleland (3), at Meigs
Last time Logan scored 50+ points:	Aug. 28, 2015 – at Athens, 61-49 win
Last time an opponent scored 50+ points:	Oct. 14, 2016 – vs St. Francis DeSales 7-54 loss
Last time Logan recorded a shut-out:	Oct. 21, 2016 – vs Hamilton Ross, 23-0 win
Last time an opponent recorded a shut-out:	Aug. 31, 2018 – at Teays Valley, 35-0



2018 Logan Chieftains Varsity Football Schedule

 VS Tri-Valley	<p>Aug. 24, 2018 7:00 PM AT Logan Chieftain Stadium Logan, OH</p>	 VS Tri-Valley
<p>2nd Meeting ----- Last Meeting: 2018 (07-48 loss) ----- Tri-Valley leads 2-0 ----- TV has won two straight</p>		
 AT Teays Valley Vikings	<p>Aug. 31, 2018 7:00 PM AT Viking Stadium Ashville, OH</p>	 AT Teays Valley Vikings
<p>6th Meeting ----- Last Meeting: 2018 (0-35 loss)----- Teays Valley leads 5-1 ----- TV has won three straight</p>		
 AT Meigs Marauders	<p>Sept. 7, 2018 7:30 PM AT Farmers Bank Stadium Rock Springs, OH</p>	 AT Meigs Marauders
<p>18th Meeting ----- Last Meeting: 2018 (45-35 win) ----- Logan leads 10-7-1 ----- Logan has won two straight</p>		
 AT Sheridan Generals	<p>Sept. 14, 2018 7:00 PM AT Paul Culver Jr Stadium Thornville, OH</p>	 AT Sheridan Generals
<p>2nd Meeting ----- Last Meeting: 2018 (7-42 loss) ----- Sheridan leads 2-0 ----- Sheridan has won two straight</p>		
 VS Chillicothe Cavaliers	<p>Sept. 21, 2018 7:00 PM AT Logan Chieftain Stadium Logan, OH</p>	 VS Chillicothe Cavaliers
<p>16th Meeting ----- Last Meeting: 2018 (6-7 loss) ----- Chillicothe leads 9-7 ----- Chillicothe has won two straight</p>		

 VS Athens Bulldogs	Sept. 28, 2017 7:00 PM AT Logan Chieftain Stadium Logan, OH	 VS Athens Bulldogs
92nd Meeting ----- Last Meeting: 2017 (3-21 loss) ----- Logan leads 51-35-5 ----- Athens won last season		
 AT Zanesville Blue Devils	Oct. 5, 2017 7:00 PM AT Sulsberger Memorial Stadium Zanesville, OH	 AT Zanesville Blue Devils
23rd Meeting ----- Last Meeting: 2014 (14-24 loss) ----- Zanesville leads 12-10 ----- Zanesville won the last meeting		
 VS Garfield Heights	Oct. 12 2017 6:00 PM AT Logan Chieftain Stadium Logan, OH	 VS Garfield Heights
1st Meeting ----- Last Meeting: none. ----- Tied 0-0 ----- First ever meeting		
 VS Bishop Watterson	Oct. 19, 2017 7:00 PM AT Logan Chieftain Stadium Logan, OH	 VS Bishop Watterson
1st Meeting ----- Last Meeting: none. ----- Tied 0-0 ----- First ever meeting		
 AT Waverly Tigers	Oct. 26, 2017 7:00 PM AT Raidiger Field Waverly, OH	 AT Waverly Tigers
13th Meeting ----- Last Meeting: 1982 (10-7 win) ----- Logan leads 11-1 ----- Logan won the last meeting		



2018 Logan Chieftains Varsity Football Roster



No.	Name	Class	Height	Weight	Position
1	Preston Yates **	12	5-8	180	RB/LB
2	Johnny McClelland	10	5-10	150	WR/DB
3	Garrett Mace *	11	5-9	155	WR/DB
4	Kyle Arnett *	12	5-11	160	WR/DB
5	Israel Bookman *	11	5-10	130	PK
6	Seven Fick	10	5-10	170	RB/LB
7	Braeden Spatar *	11	5-10	175	QB/DB
8	Nick Hazelwood	10	5-11	150	WR/DB
9	Colten Castle	11	5-9	130	WR/DB
10	Trevor Wolfe *	12	6-6	165	TE/DB
11	Landon Little **	12	6-0	155	WR/DB
12	Tyler Cummin **	12	5-10	180	RB/DB Capt.
13	Brandon Heft	10	6-2	150	WR/DB
16	Ian Frasure	10	5-8	140	QB/DB
20	Caden McCarty	10	5-10	160	RB/LB
21	Jeromy Weaver **	12	5-11	195	TE/LB Capt.
22	Aaron Magdich *	12	5-11	140	WR/DB
24	Donovan LeCroy	12	5-11	160	WR/DB
28	Colton Ruff **	11	5-10	195	RB/LB
29	Conner Ruff **	11	5-10	190	RB/LB
31	Tyler Eshelman	11	5-9	155	RB/LB
32	Cody Carrell	10	5-8	150	RB/LB
34	Jakob Black *	12	5-8	155	WR/DB
36	Trevor Horner *	11	5-7	240	RB/DL
50	Quinn Walsh	10	5-9	195	OL/LB
51	Jace Justice	12	5-8	215	OL/DL
52	Jacob DeWitt	11	5-10	205	OL/LB
54	Tyler Kost	10	5-10	185	OL/DL
55	Sam Kisor *	11	5-11	220	OL/DL
56	Clay Risch **	12	6-0	190	OL/DL Capt.
57	Josh Horton	12	6-0	200	OL/DL
58	Sam Hall **	12	6-6	240	OL/DL
59	Christopher Wolfe	12	5-9	255	OL/DL
60	Josh Chapin *	11	5-11	210	OL/DL
61	Blaise Zagoric	12	5-8	185	OL/DL
62	Lane Welker	10	6-2	275	OL/DL
65	Trevor Wyckoff *	11	6-1	285	OL/DL
66	Logan Vincent	11	6-2	245	OL/DL
68	Zach Abram	12	6-2	180	OL/DL
71	Hunter Mowery	10	6-2	195	OL/DL
72	Sheldon Frasure	12	6-2	230	OL/DL
73	Nick Anderson	11	6-0	200	OL/DL
74	Ryan Eshelman	10	5-11	220	OL/DL
75	Wyat Ellinger	12	6-0	170	OL/DL

77	Brody Wood	12	6-4	195	OL/DL
80	Henry Pierce	10	6-1	170	TE/DL
82	Steven Lewis	12	5-7	140	OL/DL

* = Letters Earned

Capt = Full-time team captain

All-Time School Record: 568-385-37

Head Coach: Billy Burke (University of Akron, 4th Season, 26-29 overall)

Asst. Coaches: Jimmer Breining (LHS '89), Jim Huntsberger, Josh Sturgell (LHS '04), Greg Thrapp, Pat Walsh (LHS '89), Tim Woodgeard (LHS '95), Justin Pack (LHS '05)

2018 Varsity Schedule

Date	Opponent	Location	Time-Result
08/24	VS Tri-Valley	Logan	Loss, 07-48
08/31	AT Teays Valley	Teays Valley	Loss, 00-35
09/07	AT Meigs	Meigs	WIN, 45-35
09/14	AT Sheridan	Sheridan	Loss, 07-42
09/21	VS Chillicothe	Logan	Loss, 06-07 (OT)
09/28	VS Athens	Logan	7:00 PM
10/05	AT Zanesville	Zanesville	7:00 PM
10/12	VS Garfield Heights	Logan	6:00 PM
10/19	VS Bishop Watterson	Logan	7:00 PM
10/26	AT Waverly	Waverly	7:00 PM

2018 Junior Varsity Schedule

Date	Opponent	Location	Time-Result
08/25	Tri-Valley	Tri-Valley	Loss, 32-34
09/01	Teays Valley	Logan	Loss, 12-34
09/08	Gallipolis	Logan	WIN, 32-26
09/13	Wellston	Logan	WIN, 28-14
09/15	Sheridan	Logan	Loss, 00-41
09/22	Chillicothe	Chillicothe	Loss, 22-28
09/29	Athens	Athens	10:00 AM
10/13	Bishop Watterson	Bishop Watterson	10:00 AM

2018 Freshman Schedule

Date	Opponent	Location	Time-Result
10/01	Licking Heights	Licking Hts	5:30 PM
10/06	Zanesville	Logan	10:00 AM
10/15	Licking Valley	Licking Valley	5:00PM
10/22	Trimble	Trimble	6:00 PM

2018 Athens Bulldogs Varsity Roster

No.	Name	Class	HT	WT	Pos.
2	Corbin Stalder	11	6-2	165	RB/LB
3	Aiden Kostival	11	6-0	160	WR/DB
4	Jacob Sayers	10	6-0	170	WR/LB
5	Reece Wallace	11	6-0	145	WR/DB
6	Braxton Springer	9	6-2	145	QB/DB
7	Nicholas Barga	12	6-2	160	WR/DB
8	Nate Trainer	11	6-0	175	WR/DB
9	Braeden Halbert	11	6-3	175	WR/DB
11	Peyton Gail	10	5-9	145	WR/LB
12	Rider Stock	12	6-5	180	K
13	Brayden Markins	11	6-2	170	WR/DB
14	Joey Moore	10	6-0	160	QB/DB
15	Shane McDade	10	5-7	120	WR/DB
16	Logan Maxfield	12	6-2	180	WR/LB
17	JD Hogan	9	5-6	125	WR/DB
18	Clay Davis	12	6-2	218	QB
19	Tommy Wang	11	6-0	175	OL/DB
20	David Farmer	9	5-7	145	WR/DB
21	Evan Adams	12	5-10	180	RB/LB
24	Charlie Strohm	10	5-10	145	RB/LB
25	Kyle Rutter	9	6-2	130	WR/DB
31	Nicholas Hawes	12	5-8	180	RB/LB
32	Devin Rutter	10	5-9	125	RB/DB
35	Lane Heller	12	5-9	150	WR/DB
40	Mikel Casteel	12	6-1	210	RB/LB
44	Jacob Russell	9	5-6	130	RB/LB
45	Robby Brice	10	5-10	160	RB/LB
49	Roberto Krishner	11	5-6	155	RB/LB
50	Brian List	10	5-7	160	OL/LB
51	Landon Menard	10	6-0	186	OL/DL
52	Cameron Hawk	9	5-7	140	OL/DL
53	Josh Poches	12	6-3	235	OL/DL
54	Gauge Penrod	12	6-0	245	OL/LB
56	Chaise Demary	9	5-7	165	OL/DL
57	Storm Walburn	12	6-3	290	C
60	AJ Cutler	12	6-0	213	OL/DL
61	Devin Lowe	10	6-0	170	OL/DL
62	Brady Wiseman	9	5-10	190	OL/DL
63	Caleb Rogers	12	6-1	240	OL/DL
64	Evan Steenrod	12	6-0	250	OL/DL
65	Eli Kennedy	12	6-4	270	OL/DL
66	Josh Mace	12	6-5	260	OL/DL
67	Ely Kochis	9	5-7	185	OL/DL
68	Tessa Stanford	10	5-7	190	OL/DL
69	Cameron Smith	9	6-4	260	OL/DL
70	Justin Hynes	12	6-4	215	OL/LB
71	Jacob Tope	12	5-9	270	OL/DL
72	Zach Smith	10	5-10	240	C/DL
73	Tanner McCune	10	6-1	215	C/DL

74	Isaiah Butcher	11	6-5	290	OL/DL
75	Cordell West	12	6-4	250	OL/DL
76	Drake George	10	6-0	185	K/OL/LB
77	Alex Leatherwood	10	5-8	160	OL/DL
78	Anthony Benton	10	5-8	200	OL/DL
79	Dylan Wogerman	11	6-4	270	OL/DL
80	Xander Karagosian	9	6-1	165	WR/DB

Head Coach: Ryan Adams (12th year at AHS, 91-36 overall record)

Asst. Coaches: Nathan White, Matt Goodwin, Kris Kostival, Bill Rogers, Jon Brewster, Steven McCollum, Freddy Stalder, John Keifer

2018 Varsity Football Schedule

Date	Opponent	Location	Time/Result
08/24	Warren	HOME	WIN, 51-26
08/31	Fairland	Away	Loss, 31-35
09/07	Parkersburg South (WV)	HOME	WIN, 26-16
09/14	Alexander *	Away	WIN, 50-00
09/21	Vinton County *	HOME	WIN, 42-13
09/28	Logan	Away	7:00 PM
10/05	Meigs *	Away	7:30 PM
10/12	Wellston *	HOME	7:30 PM
10/19	River Valley *	HOME	7:30 PM
10/26	Nelsonville-York *	Away	7:30 PM

Logan Vs Athens All-Time Series History (Since 1912)

Total Games: 91
First Game: 1914
Logan Wins: 51
Athens Wins: 35
Ties: 5
Total Score: Logan 1788 (19.6 per game), Athens 1341 (14.7 per game)

Longest AHS Streak: 9 (1917, 1919, 1923-1929)
Biggest AHS Win: 1919, 59-0 at Athens
Last AHS Win: 2017, 21-3 at Athens

Longest LHS Streak: 14 (1996-2007, 2015-2016)
Biggest LHS Win: 2007, 62-6 at Athens
Last Logan Win: 2016, 31-30 at Logan

Current Streak: Athens won last season.

Year By Year Results:

Year	Location	Winning Team	Score
1914	Logan	Logan	07-00
1914	Athens	Athens	00-13
1915	Logan	Logan	13-00
1916	NO GAME	NO GAME	NO GAME
1917	Athens	Athens	14-53
1918	NO GAME	NO GAME	NO GAME
1919	Athens	Athens	00-59
1920-1922	NO GAMES	NO GAMES	NO GAMES
1923	Logan	Athens	00-20
1924	Athens	Athens	07-33
1925	Logan	Athens	00-20 (First game at Bill Sauer Field)
1926	Athens	Athens	00-31
1927	Logan	Athens	00-37
1928	Athens	Athens	06-12 (Non-league game)
1929	Logan	Athens	00-40 (Non-league game)
1930	NO GAME	NO GAME	NO GAME
1931	Athens	TIE	13-13
1932	Logan	Logan	12-08
1933	Athens	TIE	00-00
1934	Logan	Logan	32-00
1935	Athens	Logan	20-12
1936	Logan	Athens	00-07
1937	Athens	Logan	32-00
1938	Logan	TIE	00-00
1939	Logan	Logan	13-00
1940	Athens	Logan	13-07
1941	Logan	Logan	12-07
1942	Athens	Athens	00-19
1943	Logan	Athens	07-20
1944	Athens	Athens	06-18
1945	Logan	Logan	26-07
1946	Athens	Athens	06-31
1947	Logan	Logan	19-13
1948	Athens	Athens	07-14
1949	Logan	Athens	13-25
1950	Athens	Athens	00-21
1951	Logan	Logan	13-12
1952	Athens	Logan	39-07
1953	Logan	Athens	00-27
1954	Athens	Athens	13-40
1955	Logan	Athens	06-13

LoganFootball.com Media Guide/Game Notes 11

Week Six VS Athens

1956	Athens	Athens	00-33	
1957	Logan	Logan	26-12	
1958	Athens	Logan	38-12	
1959	Logan	Logan	16-14	
1960	Athens	Athens	06-26	
1961	Logan	Athens	00-06	
1962	Athens	Athens	00-20	
1963	Logan	Logan	28-14	
1964	Athens	Logan	44-22	
1965	Logan	Athens	08-18	
1966	Athens	Athens	00-06	
1967	Logan	Logan	14-06	
1968	Athens	Athens	00-06	
1969	Logan	Logan	34-00	
1970	Athens	Logan	44-06	(First game in The Plains)
1971	Logan	Athens	06-10	
1972	Athens	Athens	00-21	
1973	Logan	Logan	15-06	
1974	Athens	TIE	07-07	
1975	Logan	Logan	13-12	
1976	Athens	Logan	31-07	
1977	Logan	Logan	44-13	
1978	NO GAME	LHS TEACHERS STRIKE	NO GAME	
1979	Logan	Logan	35-00	
1980	Athens	Logan	32-00	
1981	Logan	TIE	20-20	
1982	Athens	Logan	44-06	
1983	Logan	Logan	35-06	
1984	Athens	Athens	08-28	
1985	Logan	Logan	19-10	
1986	Logan	Logan	34-06	
1987	Athens	Logan	35-00	
1988	Logan	Logan	09-00	
1989	Athens	Athens	13-14	
1990	Logan	Athens	07-15	
1991	Athens	Logan	29-02	
1992	Logan	Logan	35-16	
1993	Athens	Logan	42-21	
1994	Logan	Logan	54-13	
1995	Athens	Athens	21-50	
1996	Logan	Logan	32-00	
1997	Athens	Logan	28-20	
1998	Logan	Logan	29-00	
1999	Athens	Logan	52-07	
2000	Logan	Logan	62-14	
2001	Athens	Logan	62-16	
2002	Logan	Logan	06-00	
2003	Athens	Logan	34-30	
2004	Logan	Logan	35-07	
2005	Athens	Logan	42-18	
2006	Logan	Logan	55-00	
2007	Athens	Logan	62-06	
2008-2014	NO GAMES	NO GAMES	NO GAMES	
2015	Athens	Logan	61-49	(Non-League game)
2016	Logan	Logan	31-30	(Non-League game)
2017	Athens	Athens	03-21	(Non-League game)
2018	Logan			

Game Notes:

- **Tonight's Match-up** Tonight, ancient rivals Athens (4-1) and Logan (1-4) will square off for the 92nd time, the second longest series in school history behind Jackson (94 games). Logan leads the all-time series 51-35-5, but had a 14 game winning streak snapped in the Bulldogs' 21-3 victory last year in The Plains. Logan has currently won nine straight home games in the series dating back to 1990.

Athens, who finished 8-2 last fall, is looking for its first playoff appearance since finishing as the 2014 state runner-up in Division III. The Bulldogs opened the season with victories over Warren (51-26), Parkersburg South (26-16), Alexander (50-0), and Vinton County (42-13). Their lone blemish came at Fairland (31-35).

The Chieftains fell a yard shy of their second victory last week against Chillicothe. The teams played four scoreless quarters and both teams scored on their first overtime possession. Trailing 7-6, Logan tried for a two-point conversion but were stopped just short. Logan's lone win came in a 45-35 week three victory against Meigs and suffered their three other losses against Tri-Valley (7-48), Teays Valley (0-35), and Sheridan (7-42).

- **Snapped streak part deux** Last season, Athens snapped a 22 year and 14 game winless streak against Logan, winning 21-3. It's important to note that the two teams did not play from 2008-2014 – a period that included high points for both programs – but especially the Bulldogs' state runner-up finish in 2014 with Joe Burrow at quarterback.

Tonight, the Bulldogs seek their first road win in the series since 1990, a streak that stretches back nine games.

- **Who to watch: Logan** Last week, Logan made a drastic but successful switch from their multiple spread offense to an under center veer option attack. Logan controlled the clock and moved the football on the ground with quarterback Braeden Spatar (32 carries, 123 yards) and running back Preston Yates (10 carries, 41 yards).

Defensively Colton Ruff (14 tackles), sophomore Henry Pierce (10 tackles), and Jakob Black (10 tackles) all reached double digit tackles. It was the Chieftains best defensive performance of the season.

- **Who to watch: Athens** The Bulldogs offense will spread opponents out from sideline to sideline. Quarterback Clay Davis has a wide frame and accurate delivery while Evan Adams is having an unbelievably productive season at running back. Adams is the son of Bulldog head coach (and two time SEOAL MVP) Ryan Adams. Sophomore Peyton Gail, the 'Dogs top receiving target, is the son of former Nelsonville-York All-Ohioan Justin Gail.
- **On this date** This will be the fourteenth Chieftain football game played on September 28. And the Chieftains are a perfect 13-0 in previous games on this date. Ten of the previous games on September 28 were Southeastern Ohio Athletic League contests including wins over Athens in 1945 (26-7) and 1973 (15-6).

Sept. 28 Games:

1923: Logan 19, Murray City 0
1934: Logan 25, McArthur 8
1945: Logan 26, Athens 7
1951: Logan 26, Pomeroy 0
1956: Logan 19, Wellston 7
1962: Logan 20, Jackson 0
1973: Logan 15, Athens 6

1984: Logan 21, Jackson 9
1985: Logan 22, Father Wehrle 20
1990: Logan 3, Gallipolis 0
2001: Logan 59, Point Pleasant (WV) 13
2007: Logan 26, Zanesville 7
2012: Logan 34, Portsmouth 13

2018 Logan Football Two-Deep*Offense*

QB	7	Braeden Spatar	5-10	175lbs	JR	
		<i>35-72 passing, 361 yards, 4 TDs, 8 INTs; 77 carries, 359 yards, 2TDs</i>				
	12	Tyler Cummin	5-10	180lbs	SR	
		<i>48 carries, 120 yards, TD</i>				
Fullback	12	Tyler Cummin	5-10	180lbs	SR	
		<i>48 carries, 120 yards, TD</i>				
	36	Trevor Horner	5-7	240lbs	JR	
		<i>6 carries, 7 yards, TD</i>				
Halfback	1	Preston Yates	5-8	180lbs	SR	
		<i>78 carries, 319 yards, TD; 1 reception, 7 yards</i>				
	12	Tyler Cummin	5-10	180lbs	SR	
		<i>48 carries, 120 yards, TD</i>				
Wingback	29	Conner Ruff	5-10	190lbs	JR	
		<i>3 carries, 7 yards; 2 receptions, 2 yards</i>				
	28	Colton Ruff	5-10	195lbs	JR	
Receiver	11	Landon Little	6-0	155lbs	SR	
		<i>12 receptions, 171 yards, 2TDs</i>				
	2	Jonny McClelland	5-10	150lbs	Soph	
Receiver	9	Colten Castle	5-9	130lbs	JR	
		<i>8 receptions, 48 yards, TD</i>				
	3	Garrett Mace	5-9	155lbs	JR	
		<i>8 receptions, 102 yards, TD</i>				
TE	28	Colton Ruff	5-10	195lbs	JR	
		<i>1 reception, 8 yards</i>				
	29	Conner Ruff	5-10	190lbs	JR	
		<i>2 receptions, 2 yards</i>				
RT	71	Hunter Mowery	6-2	195lbs	Soph	
	77	Brody Wood	6-4	195lbs	SR	
RG	65	Trevor Wyckoff	6-1	285lbs	JR	or...
	57	Josh Horton	6-0	200lbs	SR	
C	56	Clay Risch	6-0	190lbs	SR	
	54	Tyler Kost	5-10	185lbs	Soph	
LG	55	Sam Kisor	5-11	220lbs	JR	
	66	Logan Vincent	6-2	245lbs	SR	
LT	58	Sam Hall	6-6	240lbs	SR	
	66	Logan Vincent	6-2	245lbs	SR	

2018 Logan Football Two-Deep

Defense

DE	58	Sam Hall	6-6	240lbs	SR
		<i>12 total tackles (1 solo); 1 for loss, 1 sack</i>			
	56	Clay Risch	6-0	190lbs	SR
		<i>16 total tackles; 1 sack</i>			
DT	56	Clay Risch	6-0	190lbs	SR
		<i>16 total tackles; 1 sack</i>			
	55	Sam Kisor	5-11	220lbs	JR
		<i>2 total tackles (1 solo)</i>			
NG	36	Trevor Horner	5-7	240lbs	JR
		<i>21 total tackles (5 solo); 1 for loss, 2 sacks, 2 PBUs, 1 FR</i>			
	65	Trevor Wyckoff	6-1	285lbs	JR
		<i>2 total tackles (1 solo)</i>			
DE	80	Henry Pierce	6-1	170lbs	Soph
		<i>14 total tackles (4 solo); 2 sacks</i>			
	73	Nick Anderson	6-0	200lbs	JR
		<i>4 total tackles</i>			
LB	28	Colton Ruff	5-10	195lbs	JR
		<i>40 total tackles (7 solo); 1 for loss, 1 sack</i>			
	31	Tyler Eshelman	5-9	155lbs	JR
		<i>4 total tackles</i>			
MLB	29	Conner Ruff	5-10	190lbs	JR
		<i>24 total tackles (2 solo); 2 for loss, 1 CF; 1 FR</i>			
	1	Preston Yates	5-8	180lbs	SR
		<i>8 total tackles (3 solo); 1 INT</i>			
SAM	34	Jakob Black	5-8	155lbs	SR
		<i>49 total tackles (5 solo); 2 for loss, 1 PBU, 1CF, 2 FRs</i>			
	1	Preston Yates	5-8	180lbs	SR
		<i>8 total tackles (3 solo); 1 INT</i>			
CB	22	Aaron Magdich	5-11	140lbs	SR
		<i>30 total tackles (10 solo); 2 PBUs, 1 FR</i>			
	11	Landon Little	6-0	155lbs	SR
		<i>16 total tackles (7 solo); 4 PBUs</i>			
FS	11	Landon Little	6-0	155lbs	SR
		<i>16 total tackles (7 solo); 4 PBUs</i>			
	22	Aaron Magdich	5-11	140lbs	SR
		<i>30 total tackles (10 solo); 2 PBUs, 1 FR</i>			
SS	12	Tyler Cummin	5-10	180lbs	SR
		<i>30 total tackles (12 solo); 1 for loss, 1 sack, 2 PBUs</i>			
	22	Aaron Magdich	5-11	140lbs	SR
		<i>30 total tackles (10 solo); 2 PBUs, 1 FR</i>			
CB	3	Garrett Mace	5-9	155lbs	JR
		<i>8 total tackles (1 solo); 4 PBUs, 1 FR</i>			
	2	Jonny McClelland	5-10	150lbs	Soph
		<i>8 total tackles (1 solo), 1 FR</i>			

2018 Logan Varsity Football Stats

TEAM STATS	LHS	OPP
First Downs	67	80
Plays from Scrimmage	293	249
Rushing (Plays-Yards)	221-828	152-688
Passing Yards	361	833
Total Yards	1189	1521
Passes (Comp-Att-Yards)	35-72-8	57-97-1
Fumbles (No.-Lost)	5-3	12-7
Penalties (No.-Yards)	43-337	28-188

LOG – 06 – 06 – 15 – 32 – 06 – 065
 OPP – 27 – 76 – 36 – 21 – 07 – 167

Rushing Leaders

Player	Attempts	Yards	TDs	Yards/Carry
Braeden Spatar	77	359	2	4.66
Preston Yates	78	319	1	4.09
Tyler Cummin	48	120	1	2.50
Caden McCarty	3	39	0	13.0
Conner Ruff	3	7	0	2.33
Trevor Horner	6	7	1	1.17
Colten Castle	1	3	0	3.00
Garrett Mace	1	2	0	2.00
Landon Little	1	0	0	0.00
(Team)	3	(-28)	0	-9.33

Passing Leaders

Player	Comp.	Attempts	Yards	TDs	INTs
Braeden Spatar	35	72	361	4	8

Receiving Leaders

Player	Rec.	Yards	TDs
Landon Little	12	171	2
Garrett Mace	8	102	1
Colten Castle	8	48	1
Jeromy Weaver	2	15	0
Conner Ruff	2	2	0
Colton Ruff	1	8	0
Caden McCarty	1	8	0
Preston Yates	1	7	0

Scoring Stats

Player	TDs	PAT	2P	FG	Total Points
Braeden Spatar	2	0	1	0	14
Preston Yates	2	0	0	0	12
Landon Little	2	0	0	0	12
Tyler Cummin	1	0	0	0	6
Garrett Mace	1	0	0	0	6
Colten Castle	1	0	0	0	6
Trevor Horner	1	0	0	0	6
Israel Bookman	0	3	0	0	3

2018 Athens Bulldogs Football Stats

TEAM STATS	AHS	OPP
First Downs	100	64
Plays from Scrimmage	281	279
Rushing (Plays-Yards)	160-924	169-656
Passing Yards	1079	597
Total Yards	2003	1253
Passes (Comp-Att-Yards)	68-121-6	62-110-4
Fumbles (No.-Lost)	6-4	8-5
Penalties (No.-Yards)	34-310	38-325

ATH – 00 – 00 – 00 – 00 – 200
 OPP – 00 – 00 – 00 – 00 – 090

Rushing Leaders

Player	Attempts	Yards	TDs	Yards/Carry
Evan Adams	76	412	11	5.42
Clay Davis	48	320	2	6.67
Joey Moore	7	79	1	11.29
Corbin Stalder	11	71	1	6.45
Nicholas Hawes	2	22	1	11.00
Devin Rutter	6	19	1	3.33

Passing Leaders

Player	Comp.	Attempts	Yards	TDs	INTs
Clay Davis	63	111	1016	10	5
Joey Moore	3	7	33	0	1

Receiving Leaders

Player	Rec.	Yards	TDs
Peyton Gail	22	294	1
Nate Trainer	18	252	2
Logan Maxfield	11	210	3
Joey Moore	8	206	3
Brayden Markins	5	78	0
Shane McDade	2	30	0
Evan Adams	2	9	1

Scoring Stats

Player	TDs	PAT	2P	FG	Total Points
Evan Adams	12	0	0	0	72
Rider Stock	0	24	0	1	27
Joey Moore	4	0	0	0	24
Logan Maxfield	3	0	0	0	18
Nate Trainer	2	0	1	0	14
Clay Davis	2	0	0	0	12
Corbin Stalder	1	0	0	0	6
Nicholas Hawes	1	0	0	0	6
Peyton Gail	1	0	0	0	6
Evan Steenrod	1	0	0	0	6
Devin Rutter	1	0	0	0	6
Drake George	0	1	0	0	1



Logan Football Individual and Team Records



Individual Records

Passing

Most Attempts, Game

Lane Little, 40, vs Lancaster, 2014

Most Attempts, Season

Patrick Angle, 302, 2009

Most Attempts, Career

Patrick Angle, 596, 2007-2009

Most Completions, Game

Patrick Angle, 27 vs Pick. North, 2009

Most Completions, Season

Patrick Angle, 193, 2009

Most Completions, Career

Patrick Angle, 377, 2007-2009

Most Passing Yards, Game

Patrick Angle, 324 at Pick. North, 2008

Most Passing Yards, Season

Patrick Angle, 2546, 2009

Most Passing Yards, Career

Patrick Angle, 5,112, 2007-2009

Most Passing TDs, Game

Lane Little, 5, vs Cambridge, 2015

Most Passing TDs, Season

Lane Little, 5, at Gallipolis, 2015

Most Passing TDs, Career

Lane Little, 30, 2015

Patrick Angle, 51, 2007-2009

Best Completion %, Game (Atleast 10 att)

Patrick Angle, 1.00 (15-15), at Hamilton Twp, 2009

Best Completion %, Season (Atleast 100 att)

Patrick Angle, .639, 2009

Best Completion %, Career (Atleast 200 att)

Patrick Angle, .632, 2009

Fewest INTs, Season (atleast 70 att)

Nick Kost, 0 INTs, 2013

Fewest INTs, Career (atleast 300 att)

Lane Little, 8, 2015

Consecutive passes w/o an interception

Patrick Angle, 129 passes, 2009

Most Consecutive Completed Passes, Season

Patrick Angle, 17, vs Hamilton Twp (15) & Gallia Academy (2), 2009

Most Consecutive Completed Passes, Game

Patrick Angle, 15, vs Pickerington North, 2009

Longest Completion (for Touchdown)

Patrick Angle, 15, at Hamilton Township, 2009
Chad Zimmerman, 96 yards v. Warren, 1994

Rushing

Most Rushing Yards, Game

Austin Rohr, 398 vs Marietta, 2003

Most Rushing Yards, Season

Derek Harden, 1670, 2000

Most Rushing Yards, Career

Kelly Wolfe, 3837, 1983-1986

Most Rushing Attempts, Game

Justin Frye, 42 vs Marietta, 2006

Most Rushing Attempts, Season

Derek Harden, 280, 2000

Most Rushing Attempts, Career

Kelly Wolfe, 638, 1983-1986

Most Rushing TDs, Game

Derek Harden, 6 vs Athens, 2001

Most Rushing TDs, Season

Isaac Schmeltzer, 6 vs Warren, 2013

Most Rushing TDs, Career

Derek Harden, 28, 2000

Derek Harden, 50, 1999-2001

Yards per carry, Game

John Cosgrove, 21.25 vs New Lex., 1994

Yards per carry, Season

John Cosgrove, 9.58, 1994

Yards per carry, Career

Bryce McBride, 8.43, 2013-2015

Most 100 yard games, Season

Wayne Bateman, 9, 1999

Most 200 yard games, Season

Derek Harden, 9, 2000

Most 200 yard games, Career

Justin Frye, 5, 2006

Austin Rohr, 6, 2001-2003

Justin Frye, 6, 2006-2007

LoganFootball.com Media Guide/Game Notes 18
Week Six VS Athens

Longest Run From Scrimmage (for TD)

Larry Bainter, 99 yards vs Middleport, 1960
Bryce McBride, 99 yards vs Portsmouth, 2013

Receiving

Most Receptions, Game

Zach McDaniel, 14, vs Pickerington North, 2008

Most Receptions, Season

Mason Mays, 60, 2009

Most Receptions, Career

Mason Mays, 121, 2007- 2009

Most Receiving Yards, Game

DJ Conrad, 260 vs Miami Trace, 1985

Most Receiving Yards, Season

Isaiah Smith, 1,044, 2015

Most Receiving Yards, Career

Mason Mays, 1,779, 2007-2009

Most TD Receptions, Game

Eric Cox, 4 vs River Valley, 1994

Most TD Receptions, Season

Isaiah Smith, 18, 2015

Most TD Receptions, Career

Isaiah Smith, 28, 2013-2015

Longest Reception (for TD)

Eric Cox, 96 yards vs Warren, 1994

Scoring

Most Points, Game

Isaac Schmeltzer, 42 points, vs Warren 2013

Most Points, Season

Derek Harden, 176, 2000

Most Points, Career

Derek Harden, 308, 1999-2001

Most TDs, Game

Isaac Schmeltzer, 7, vs Warren 2013

Most TDs, Season

John Cosgrove, 29, 1994

Most TDs, Career

Derek Harden, 29, 2000

Derek Harden, 51, 1999-2001

Kicking Points, Game

Jordan Jackson, 10 vs Marietta, 1993

Kicking Points, Season

Matt Shaw, 10 at Warren, 1999

Adam Puhl, 68, 2000

Kicking Points, Career

Derek Montgomery, 68, 2009

Matt Shaw, 123, 1997-1999

Kicking

Most PATs, Game

Adam Puhl, 9 vs Jackson, 2000

Most PATs, Season

Adam Puhl, 65, 2000

Most PATs, Career

Adam Puhl, 104, 2000-2001

Most FGs, Game

Eleven Times at 2, Most recent was Derek Montgomery vs Warren, 2010 and Zanesville 2009

Most FGs, Season

Josh Jackson, 11, 1991

Most FGs, Career

Derek Montgomery, 16, 2009-2010

Longest FG Made

Josh Jackson, 47 yds vs Zanesville, 1991

Longest Punt

Johnny Conrad, 63 yds vs Pt. Pleasant, 2000

Joe Karshner, 70 yds at Jackson, 1938

Interceptions

Most INTs, Game

Mutiple Tied at 3, most recent Lucas Wright vs. Portsmouth 2007

Most INTs, Season

Greg Poston, 11, 1967

Most INTs, Career

Chad Zimmerman, 11, 1993

Longest INT Return

Lucas Wright, 17, 2005-2007

Evan DeLong, 101 yards, vs Loudonville 2013

Kick Returns

Longest Kick-Off Return (for TD)

Bill Shaw, 95 yards, vs Glouster 1939

Alex Clutter, 95 yds, at Watkins Mem., 1995

Longest Punt Return (for TD)

Isaac Schmeltzer, 95 yds, vs Teays Valley, 2013

Nick Maniskas, 87 yards vs Jackson, 1987

LoganFootball.com Media Guide/Game Notes 19
Week Six VS Athens

Miscellaneous

Most Consecutive Games Played

Robbie Johnson, 37 games, 1960-1963

Bob Stewart, 37 games, 1960-1963

Longest fumble return (for TD)

Dean Jordan, 89 yards, vs Lancaster, 2014

Team Records

Passing

Most Attempts, Game

42, vs Lancaster, 2014

Most Attempts, Season

336, 2009

Most Passing Yards, Game

390, at Gallia Academy, 2009

Most Passing Yards, Season

2832, 2009

Most Completions, Game

28 vs Pickerington North, 2009

Most Completions, Season

209, 2009

Most Passing TDs, Game

5, 3X, most recent at Gallipolis, 2015

Most Passing TDs, Season

28, 2009

Rushing

Most Rushing Attempts, Game

74, vs New Lexington, 1980

Most Rushing Attempts, Season

553, 2000

Most Rushing Yards, Game

562, vs Portsmouth, 2013

Most Rushing Yards, Season

3050, 2000

Most Rushing TDs, Game

9, at Warren, 2006

Most Rushing TDs, Season

49, 2000

Total Yardage

Most Total Yardage, Game

649, at Athens, 2015

Most Total Yardage, Season

4974, 2000

Scoring

Most Points, Quarter

42 vs Marietta, 2007

Most Points, Game

81 vs New Lexington, 1920

Most Points, Season

519, 2000

Least Points, Season

21, 1929

Most Points Allowed, Game

62 vs Columbus West, 1930

Most Points Allowed, Season

337, 2017

Least Points Allowed, Season

12, 1933

Victories

Most Wins, Season

12

Most Consecutive Wins

18, 1963-1965

Most Consecutive Wins, Reg. Season

29, 1999-2001

29, 2007-2009

Most Consecutive SEOAL Wins

34, 2004-2009

Largest Winning Margin

81 vs New Lexington, 1920

Largest Win via Shut-Out

81-0 vs New Lexington, 1920

Defeats

Most Losses, Season

9, 2011

Most Consecutive Losses

9, 1953-1954

Largest Losing Margin

58, vs Dublin Jerome (58-0), 2016

Largest Loss via Shut-Out

58-0 vs Dublin Jerome, 2016

First Downs

Most 1st Downs, Game

27, vs Athens, 1986

27, at Athens, 2015

Most 1st Downs, Season

262, 2000

Logan Football Starting Line-Up (09/28/2018 VS Athens)*Offense*

QB	7	Braeden Spatar	5-10	175lbs	JR	
FB	12	Tyler Cummin	5-10	180lbs	SR	
RB	1	Preston Yates	5-8	180lbs	SR	
H-B	29	Connor Ruff	5-10	190lbs	JR	OR...
R	9	Colten Castle	5-10	130lbs	JR	
R	11	Landon Little	6-0	155lbs	SR	
TE	28	Colton Ruff	5-10	195lbs	JR	
RT	71	Hunter Mowery	6-2	195lbs	Soph	
RG	65	Trevor Wyckoff	6-1	285lbs	JR	OR...
RG	57	Josh Horton	6-0	200lbs	SR	
C	56	Clay Risch	6-0	190lbs	SR	
LG	55	Sam Kisor	5-11	220lbs	JR	
LT	58	Sam Hall	6-6	240lbs	SR	

Other Offensive Players:

R	2	Jonny McClelland	5-10	150lbs	Soph
R	3	Garrett Mace	5-9	155lbs	JR
OL	66	Logan Vincent	6-2	245lbs	SR

Defense

DE	58	Sam Hall	6-6	240lbs	SR
DT	56	Clay Risch	6-0	190lbs	SR
NG	36	Trevor Horner	5-7	240lbs	JR
DE	80	Henry Pierce	6-1	170lbs	Soph
LB	28	Colton Ruff	5-10	195lbs	JR
LB	29	Conner Ruff	5-10	190lbs	JR
SAM	34	Jakob Black	5-8	155lbs	SR
CB	3	Garrett Mace	5-9	155lbs	JR
FS	11	Landon Little	6-0	155lbs	SR
SS	12	Tyler Cummin	5-10	180lbs	SR
CB	22	Aaron Magdich	5-11	140lbs	SR

Other Defensive Players:

LB	1	Preston Yates	5-8	180lbs	SR
DB	2	Jonny McClelland	5-10	150lbs	Soph
DB	9	Colten Castle	5-9	130lbs	JR
DL	55	Sam Kisor	5-11	220lbs	JR
DL	65	Trevor Wyckoff	6-1	285lbs	JR
DL	73	Nick Anderson	6-0	200lbs	JR

Specialists:

PK	5	Israel Bookman	5-10	130lbs	JR
HO	9	Colten Castle	5-9	130lbs	JR
LS	77	Brody Wood	6-4	195lbs	SR
P	4	Kyle Arnett	5-11	160lbs	SR
PR	12	Tyler Cummin	5-10	180lbs	SR
KR	11	Landon Little	6-0	155lbs	SR
KR	1	Preston Yates	5-8	180lbs	SR

Athens Football Starting Line-Up (09/28/2018 AT Logan)*Offense*

QB	18	Clay Davis	6-2	218lbs	SR
RB	21	Evan Davis	5-10	180lbs	SR
R	8	Nate Trainer	6-0	175lbs	JR
R	11	Peyton Gail	5-9	145lbs	Soph
R	14	Joey Moore	6-0	160lbs	Soph
R	16	Logan Maxfield	6-2	180lbs	SR
RT	64	Evan Steenrod	6-0	250lbs	SR
RG	65	Eli Kennedy	6-4	270lbs	SR
C	57	Storm Walburn	6-3	290lbs	SR
LG	63	Caleb Rogers	6-1	240lbs	SR
LT	54	Gauge Penrod	6-0	245lbs	SR

Other Offensive Players:

R	13	Brayden Markins	6-2	170lbs	JR
OL	70	Justin Hynes	6-4	215lbs	SR

Defense

DL	53	Josh Poches	6-3	235lbs	SR
DL	64	Evan Steenrod	6-0	250lbs	SR
DL	63	Caleb Rogers	6-1	240lbs	SR
SS	16	Logan Maxfield	6-2	180lbs	SR
LB	70	Justin Hynes	6-4	215lbs	SR
LB	31	Nicholas Hawes	5-8	180lbs	SR
LB	54	Gauge Penrod	6-0	245lbs	SR
SS	8	Nate Trainer	6-0	175lbs	JR
CB	35	Lane Heller	5-9	150lbs	SR
CB	9	Braeden Halbert	6-3	175lbs	JR
FS	14	Joey Moore	6-0	160lbs	Soph

Other Defensive Players:

SS	3	Aiden Kostival	6-0	160lbs	JR
SS	11	Peyton Gail	5-9	145lbs	Soph
CB	13	Brayden Markins	6-2	170lbs	JR
LB	21	Evan Adams	5-10	180lbs	SR
LB	40	Mikel Casteel	6-1	210lbs	SR
DL	71	Jacob Tope	5-9	270lbs	SR
DL	74	Isaiah Butcher	6-5	290lbs	JR
DL	75	Cordell West	6-4	250lbs	SR

Specialists:

PK	12	Rider Stock	6-5	180lbs	SR
HO	8	Nate Trainer	6-0	175lbs	JR
LS	70	Justin Hynes	6-4	215lbs	SR
P	21	Evan Adams	5-10	180lbs	SR
PR/KR	14	Joey Moore	6-0	160lbs	Soph
KR	8	Nate Trainer	6-0	175lbs	JR