



Logan Chieftains 1-8

AT



Waverly Tigers 8-1

Friday October 26, 2018
Raidiger Field – Waverly, OH

Table of Contents

Pg. 2 "The Last Time..."
 Pgs. 3-4 LHS Varsity Schedule and Match-up Facts
 Pgs. 5-6 Logan Varsity Roster, Coaches, Facts, Varsity/JV/Frosh Schedules
 Pgs. 7-8 Waverly Varsity Roster, Coaches, Varsity Schedule
 Pg. 8 Series History
 Pg. 9 Game Notes
 Pgs. 10-11 Logan two-deep
 Pg. 12 Logan Stats
 Pg. 13 Waverly Stats
 Pgs. 14-16 Logan HS individual & team records
 Pg. 17 Logan projected starting line-up
 Pg. 18 Bishop Watterson projected starting line-up

Div. II, Reg. 7 Standings

1. Massillon Washington	9-0	31.101
2. Wadsworth	9-0	26.211
3. Barberton	9-0	24.427
4. Dover	7-2	23.177
5. Wooster	7-2	19.977
6. Medina Highland	8-1	19.922
7. Whitehall-Yearling	8-1	19.444
8. Tri-Valley	8-1	19.000

9. Walnut Ridge	8-1	18.944
10. Canal Winchester	8-1	18.894
11. Massillon Perry	7-2	18.405
12. North Canton Hoover	6-3	16.850
...		
24. Logan	1-8	1.955

Chieftain Opponents:

Tri-Valley VS Maysville
 Teays Valley AT Amanda-Clearcreek
 Meigs AT Alexander
 Sheridan VS Morgan
 Chillicothe VS Jackson
 Athens AT Nelsonville-York
 Zanesville VS Marietta
 Garfield Heights VS Normandy
 Bishop Watterson VS St. Francis DeSales








Logan Football
“The last time”

Last kick-off return for TD:	2015, Jenson Wallace, 89-yards, at Nelsonville-York
Last opponent kick-off return for TD:	2018, Carson Simpkins, 84-yards, vs Tri-Valley
Last punt return for TD:	2015, Brady Walsh, 58-yards, at Gallipolis
Last opponent punt return for TD:	2017, Blaze Bean, 39-yards, vs Teays Valley
Last interception return for TD:	2018, Preston Yates, 43-yards, at Meigs
Last opponent interception return for TD:	2018, Brian James, 46-yards, at Teays Valley
Last fumble return for TD:	2017, Conner Ruff, 0-yards, vs Meigs
Last opponent fumble return for TD:	2018, Zach McCain, 4-yards, vs Garfield Hts
Last blocked punt return for TD:	2014, Josh Rardain, 0-yards, at Meigs
Last opponent blocked punt return for TD:	2018, Ty'Riek Smith, 31 yards, vs Garfield Hts
Last time Logan kicked a field goal:	2017, Israel Bookman, 23-yards, vs Warren
Last time an opponent kicked a field goal:	2017, Cole Casto, 42-yards, vs Sheridan
Last time Logan recorded a safety:	2010, bad snap kicked out of endzone by QB, at Warren
Last time an opponent recorded a safety:	2017, punter tackled in endzone, at Chillicothe
Last 200+ yard rushing game:	2017, Preston Yares, 241 yards, at Hamilton Ross
Last opponent 200+ yard rushing game:	2017, Dylan Caldwell, 202 yards, at Hamilton Ross
Last time 2 players rushed for 100+ yards:	2014, Bryce McBride (227) and Dean Jordan (109), at Meigs
Last time opp. had 2 players rush for 100+ yards:	2014, Jerry King (163), Ryan Fitchpatrick (120), and Harrison Taylor (110), vs Lancaster
Last player to rush for 3 or more TDs:	2017, Preston Yates (3), at Hamilton Ross
Last opposing player to rush for 3 or more TDs:	2017, Brandon Maughmer (4), at Chillicothe
Last 250+ yard passing game:	2015, Lane Little (259), at Gallipolis
Last opponent 250+ yard passing game:	2017, Kyron Rogers (259), vs Dublin Scioto
Last player to throw for 3+ touchdowns:	2018, Braeden Spatar (3), at Meigs
Last opposing player to throw for 3+ touchdowns:	2018, Ben Everson (3), at Zanesville
Last time Logan scored 50+ points:	Aug. 28, 2015 – at Athens, 61-49 win
Last time an opponent scored 50+ points:	Oct. 14, 2016 – vs St. Francis DeSales 7-54 loss
Last time Logan recorded a shut-out:	Oct. 21, 2016 – vs Hamilton Ross, 23-0 win
Last time an opponent recorded a shut-out:	Oct. 12, 2018 – vs Garfield Heights, 0-48 loss



2018 Logan Chieftains Varsity Football Schedule

 VS Tri-Valley	<p>Aug. 24, 2018 7:00 PM AT Logan Chieftain Stadium Logan, OH</p>	 VS Tri-Valley
<p>2nd Meeting ----- Last Meeting: 2018 (07-48 loss) ----- Tri-Valley leads 2-0 ----- TV has won two straight</p>		
 AT Teays Valley Vikings	<p>Aug. 31, 2018 7:00 PM AT Viking Stadium Ashville, OH</p>	 AT Teays Valley Vikings
<p>6th Meeting ----- Last Meeting: 2018 (0-35 loss)----- Teays Valley leads 5-1 ----- TV has won three straight</p>		
 AT Meigs Marauders	<p>Sept. 7, 2018 7:30 PM AT Farmers Bank Stadium Rock Springs, OH</p>	 AT Meigs Marauders
<p>18th Meeting ----- Last Meeting: 2018 (45-35 win) ----- Logan leads 10-7-1 ----- Logan has won two straight</p>		
 AT Sheridan Generals	<p>Sept. 14, 2018 7:00 PM AT Paul Culver Jr Stadium Thornville, OH</p>	 AT Sheridan Generals
<p>2nd Meeting ----- Last Meeting: 2018 (7-42 loss) ----- Sheridan leads 2-0 ----- Sheridan has won two straight</p>		
 VS Chillicothe Cavaliers	<p>Sept. 21, 2018 7:00 PM AT Logan Chieftain Stadium Logan, OH</p>	 VS Chillicothe Cavaliers
<p>16th Meeting ----- Last Meeting: 2018 (6-7 loss) ----- Chillicothe leads 9-7 ----- Chillicothe has won two straight</p>		

 VS Athens Bulldogs	Sept. 28, 2017 7:00 PM AT Logan Chieftain Stadium Logan, OH	 VS Athens Bulldogs
92nd Meeting ----- Last Meeting: 2018 (14-21 loss) ----- Logan leads 51-36-5 ----- Athens has won two straight		
 AT Zanesville Blue Devils	Oct. 5, 2017 7:00 PM AT Sulsberger Memorial Stadium Zanesville, OH	 AT Zanesville Blue Devils
23^d Meeting ----- Last Meeting: 2018 (13-27 loss) ----- Zanesville leads 13-10 ----- Zanesville has won two straight		
 VS Garfield Heights	Oct. 12 2017 6:00 PM AT Logan Chieftain Stadium Logan, OH	 VS Garfield Heights
1st Meeting ----- Last Meeting: 2018 (0-48 loss) ----- Garfield Hts leads 1-0 ----- Garfield Hts won this season		
 VS Bishop Watterson	Oct. 19, 2017 7:00 PM AT Logan Chieftain Stadium Logan, OH	 VS Bishop Watterson
1st Meeting ----- Last Meeting: 2018, (00-14 loss) ----- Watterson leads 1-0 ----- Watterson won this season		
 AT Waverly Tigers	Oct. 26, 2017 7:00 PM AT Raidiger Field Waverly, OH	 AT Waverly Tigers
13th Meeting ----- Last Meeting: 1982 (10-7 win) ----- Logan leads 11-1 ----- Logan won the last meeting		



2018 Logan Chieftains Varsity Football Roster

No.	Name	Class	Height	Weight	Position
1	Preston Yates **	12	5-8	180	RB/LB
2	Johnny McClelland	10	5-10	150	WR/DB
3	Garrett Mace *	11	5-9	155	WR/DB
4	Kyle Arnett *	12	5-11	160	WR/DB
5	Israel Bookman *	11	5-10	130	PK
6	Seven Fick	10	5-10	170	RB/LB
7	Braeden Spatar *	11	5-10	175	QB/DB
8	Nick Hazelwood	10	5-11	150	WR/DB
9	Colten Castle	11	5-9	130	WR/DB
10	Trevor Wolfe *	12	6-6	165	TE/DB
11	Landon Little **	12	6-0	155	WR/DB
12	Tyler Cummin **	12	5-10	180	RB/DB Capt.
13	Brandon Heft	10	6-2	150	WR/DB
14	Traten Poling	9	5-10	163	QB/DB
16	Ian Frasure	10	5-8	140	QB/DB
20	Caden McCarty	10	5-10	160	RB/LB
21	Jeromy Weaver **	12	5-11	195	TE/LB Capt.
22	Aaron Magdich *	12	5-11	140	WR/DB
23	Jared Justice	9	5-11	177	RB/DB
24	Donovan LeCroy	12	5-11	160	WR/DB
25	Wyatt Jordan	9	5-9	203	RB/LB
28	Colton Ruff **	11	5-10	195	RB/LB
29	Conner Ruff **	11	5-10	190	RB/LB
31	Tyler Eshelman	11	5-9	155	RB/LB
32	Cody Carrell	10	5-8	150	RB/LB
34	Jakob Black *	12	5-8	155	WR/DB
36	Trevor Horner *	11	5-7	240	RB/DL
50	Quinn Walsh	10	5-9	195	OL/LB
51	Jace Justice	12	5-8	215	OL/DL
52	Jacob DeWitt	11	5-10	205	OL/LB
54	Tyler Kost	10	5-10	185	OL/DL
55	Sam Kisor *	11	5-11	220	OL/DL
56	Clay Risch **	12	6-0	190	OL/DL Capt.
57	Josh Horton	12	6-0	200	OL/DL
58	Sam Hall **	12	6-6	240	OL/DL
59	Christopher Wolfe	12	5-9	255	OL/DL
60	Josh Chapin *	11	5-11	210	OL/DL
61	Blaise Zagoric	12	5-8	185	OL/DL
62	Lane Welker	10	6-2	275	OL/DL
65	Trevor Wyckoff *	11	6-1	285	OL/DL
66	Logan Vincent	11	6-2	245	OL/DL
68	Zach Abram	12	6-2	180	OL/DL
71	Hunter Mowery	10	6-2	195	OL/DL
72	Sheldon Frasure	12	6-2	230	OL/DL

73	Nick Anderson	11	6-0	200	OL/DL
74	Ryan Eshelman	10	5-11	220	OL/DL
75	Wyat Ellinger	12	6-0	170	OL/DL
76	Mason Linton	9	5-9	255	OL/DL
77	Brody Wood	12	6-4	195	OL/DL
78	Keiton Arledge	9	6-0	270	OL/DL
80	Henry Pierce	10	6-1	170	TE/DL
82	Steven Lewis	12	5-7	140	OL/DL

* = Letters Earned

Capt = Full-time team captain

All-Time School Record: 568-390-37

Head Coach: Billy Burke (University of Akron, 4th Season, 26-33 overall)

Asst. Coaches: Jim Huntsberger, Josh Sturgell (LHS '04), Greg Thrapp, Pat Walsh (LHS '89), Tim Woodgeard (LHS '95), Justin Pack (LHS '05)

2018 Varsity Schedule

Date	Opponent	Location	Time-Result
08/24	VS Tri-Valley	Logan	Loss, 07-48
08/31	AT Teays Valley	Teays Valley	Loss, 00-35
09/07	AT Meigs	Meigs	WIN, 45-35
09/14	AT Sheridan	Sheridan	Loss, 07-42
09/21	VS Chillicothe	Logan	Loss, 06-07 (OT)
09/28	VS Athens	Logan	Loss, 14-21
10/05	AT Zanesville	Zanesville	Loss, 13-27
10/12	VS Garfield Heights	Logan	Loss, 00-48
10/19	VS Bishop Watterson	Logan	Loss, 00-14
10/26	AT Waverly	Waverly	7:00 PM

2018 Junior Varsity Schedule

Date	Opponent	Location	Time-Result
08/25	Tri-Valley	Tri-Valley	Loss, 32-34
09/01	Teays Valley	Logan	Loss, 12-34
09/08	Gallipolis	Logan	WIN, 32-26
09/13	Wellston	Logan	WIN, 28-14
09/15	Sheridan	Logan	Loss, 00-41
09/22	Chillicothe	Chillicothe	Loss, 22-28
09/29	Athens	Athens	WIN, 30-00
10/06	Zanesville	Logan	WIN, 36-34
10/13	Bishop Watterson	Bishop Watterson	Loss, 06-33

2018 Freshman Schedule

Date	Opponent	Location	Time-Result
10/08	Licking Heights	Licking Hts	WIN, 20-14
10/15	Licking Valley	Licking Valley	WIN, 12-06
10/22	Trimble	Trimble	Loss, 14-44

2018 Waverly Tigers Varsity Roster

No.	Name	Class	HT	WT	Pos.
1	Cobe Marquez	12	5-11	160	WR/DB
2	Zeke Brown	10	6-3	200	TE/S
3	Jackson Wise	10	6-0	165	RB/LB
4	JT Barnett	9	5-10	170	RB/LB
5	Hunter Ward	11	5-9	145	RB/LB
6	Will Futhey	9	6-5	190	WR/QB/DB
7	Jaxson Poe	10	5-11	175	WR/LB
8	Ethan Brooker	12	5-10	160	RB/LB
9	Dawson Shoemaker	9	5-9	135	WR/DB
10	Payton Shoemaker	10	5-9	155	RB/DB
11	Cai Marquez	9	5-10	140	WR/DB
12	Penn Morrison	9	6-1	160	QB/WR/DB
13	Hadyn' Shanks	10	6-3	185	QB/S
14	Dakota Swepston	11	6-0	200	TE/LB
15	Wade Futhey	9	5-10	160	TE/WR/DB
16	Brady Anderson	9	5-9	150	WR/DB
21	Phoenix Wolf	10	6-2	165	WR/DB
22	Michael Goodman	11	5-10	175	TE/LB
23	Easton Wolf	12	6-3	180	WR/DB
24	Mason Sherrick	12	6-4	190	TE/DL
25	Ben Flanders	10	5-9	140	K
29	Grayson Diener	11	6-2	155	K
33	Blake Liming	9	5-7	130	WR/DB
34	Whyatt Ward	9	5-9	150	RB/LB
35	Sam Crace	10	6-1	225	TE/LB
42	Laine Johnson	9	5-8	130	RB/DB
44	Derek Elbin	10	6-0	225	TE/LB
45	Mark Stulley	9	5-6	115	WR/DB
50	Ty Evans	9	6-1	230	OL/DL
51	Brayden Snodgrass	12	6-0	215	OL/LB
52	Zack Brown	11	6-0	230	OL/LB
53	Caleb Howard	12	5-9	200	OL/LB
54	Macayne Bock	12	6-3	285	OL/DL
55	Spencer Pollard	10	5-11	205	OL/LB
56	Andrew Welch	10	5-11	315	OL/DL
57	Anthony Wagner	11	6-2	210	LB
58	Brandon McGuinn	9	5-10	290	DL
60	Isaac Heigley	12	6-0	215	OL/DL
62	Kenny Cydrus	11	6-0	215	DL
64	Jake Taylor	9	5-8	185	OL/DL
66	Isaiah Robinson	10	5-10	225	OL/DL
67	Jacob Crisp	9	6-1	250	OL/DL
68	Jericho Rohn	11	6-4	325	OL/DL
69	Shelden Rosen	12	5-10	250	OL/DL
70	Aiden Diehl	10	6-2	300	OL/DL
71	Michael Davis	10	5-11	265	OL/DL
72	Chris Rollins	9	5-9	170	OL/DL
73	Trevor McGwin	11	5-8	245	OL/DL
74	Zak Green	9	5-10	225	OL/DL

Week Ten AT Waverly

75	Blaise Reader	10	6-4	270	OL/DL
76	Cody Helton	9	5-11	240	OL/DL
77	Tyler King	10	6-3	290	OL/DL
78	Kennedy Newland	12	6-0	250	OL/DL
79	Clay Minor	12	6-2	260	OL/DL
80	Austin Topping	9	5-8	150	WR/DL

Head Coach: Chris Crabtree (6th season; 35-26 overall)

Asst. Coaches: Jason Bolin (QBs, DBs), Ferdie Marquez (WRs, DBs), Zach Smith (RBs, DL), Daniel Sand (TEs, DL), Jacob Knight (OL, Safeties), Tyler Rowe (WRs, LBs), Dan Sand (Video)

2018 Varsity Football Schedule

Date	Opponent	Location	Time/Result
08/24	Piketon	Away	WIN, 50-06
08/31	Zane Trace	HOME	WIN, 48-03
09/07	Unioto	Away	WIN, 37-07
09/14	Fairland	HOME	WIN, 41-27
09/21	Nelsonville-York	HOME	WIN, 31-14
09/28	Lucasville Valley *	Away	WIN, 35-28
10/05	Wheelersburg *	HOME	Loss, 00-49
10/12	Portsmouth West *	HOME	WIN, 35-19
10/19	Minford *	Away	WIN, 43-13
10/26	Logan	HOME	7:00 PM

Logan Vs Waverly All-Time Series History (Since 1912)

Total Games: 12

First Game: 1970

Logan Wins: 11

Waverly Wins: 1

Total Score: Logan 361 (30 ppg), Waverly 83 (7 ppg)

Current Streak: Logan won the last meeting.

Year By Year Results:

Year	Location	Winning Team	Score
1970	Logan	Logan	42-12
1971	Waverly	Logan	14-07
1972	Logan	Logan	42-12
1973	Waverly	Logan	41-00
1974	Logan	Logan	49-06
1975	Waverly	Logan	35-00
1976	Logan	Logan	53-00
1977	Waverly	Logan	42-00
1978	Game Cancelled	Game Cancelled	LHS Teachers' Strike
1979	Waverly	Logan	12-06
1980	Logan	Logan	21-20
1981	Waverly	Waverly	00-13
1982	Logan	Logan	10-07
1983-2017	NO GAMES	NO GAMES	NO GAMES
2018	Waverly		

Game Notes:

- **Tonight's Match-up** Tonight marks the 13th all-time meeting between Logan and Waverly, but the first since 1982. Waverly, along with Logan, were members of the Southeastern Ohio Athletic League from 1970-1982 meeting every year except for 1978, when Logan's season was shortened due to a teacher's strike. Logan leads the series 11-1.

The Tigers enter tonight's game with a sparkling 8-1 record, their lone setback coming against defending state champion Wheelersburg, 49-0. They have racked up victories against probably playoff teams in Unioto (37-7), Fairland (41-27), Portsmouth West (35-19), and Minford (43-13).

For the fourth time in five weeks, the Chieftains were competitive and had chances to win, but failed to capitalize. Logan has lost their last six since defeating Meigs 45-35 in week three. Undefeated Garfield Heights crushed Logan 48-0, but since switching to a veer offense against Chillothe Logan has lost close games to the Cavaliers (6-7, OT), Athens (14-21), Zanesville (14-27), and Watterson (0-14). Logan has been shut out the last two weeks.

- **Dominant series** Of all the teams Logan has faced on the gridiron at least five times, the Chieftains have had their second-best success against the Tigers. Logan leads the all-time series with Groveport 5-0, but the two have not played since 1923 and one of those wins came via forfeit. Here are Logan's most successful series by win percentage:
 1. 1.00 – Groveport (5-0)
 2. .917 – Waverly (11-1)
 3. .917 – St. Mary's (Lancaster) (5-0-1)
 4. .900 – McArthur (9-1)
 5. .889 – Bremen (8-1)
 6. .875 - Point Pleasant (WV) (7-1)
 7. .855 – Nelsonville (45-6-4)
 8. .839 – Warren (26-5)
 9. .833 – Murray City (5-1)
 10. .800 – Marietta (24-6)
- **Last time here** The last time Logan played here at Raidiger Field in 1981, the Chieftains not only lost 13-0, but they were held without a first down (for the second straight week). To say the bar is set pretty low for the purple and white to improve on that trip.
- **Playoff push** Six Chieftain opponents are in the final stretches of a playoff push. Sheridan, Garfield Heights, and Waverly are locks or near locks. Garfield Heights (9-0) is the most likely to host while Waverly would need a win tonight and some help to play here at Raidiger Field next Saturday night. Sheridan is virtually locked into a road trip to unbeaten Bellbrook next week.

Other contenders are Tri-Valley (8-1, 8th in Region 7), Chillicothe (7-2, 8th in Region 8), and Athens (8-1, 8th in Region 11). All three need victories and a little bit of help to keep their seasons alive.

- **On this date** This will be the seventeenth Chieftain football game played on October 26. The first game on this date was a 53-14 loss against Athens in 1917 and the most recent was a 49-8 thrashing at the hands of the Warren Warriors. Logan has won only three of the previous games on this date, while losing 12 and tying one. Memorable wins include a 16-13 win at Jackson in 2001 which capped off a 10-0 regular season and a 53-14 win over Ironton in 2007, the last regular season game played at Logan's previous home, Bill Sauer Field.

Oct. 26 Games:

1917: Logan 14, Athens 53	1962: Logan 0, Gallipolis 14
1923: Logan 0, Columbus Central 12	1973: Logan 0, Ironton 23
1929: Logan 0, Ironton 38	1979: Logan 16, Jackson 20
1933: Logan 0, St. Mary's (Lancaster) 0	1984: Logan 25, Gallipolis 34
1944: Logan 7, Jackson 12	1990: Logan 7, Athens 15
1945: Logan 12, Middleport 21	2001: Logan 16, Jackson 13
1951: Logan 16, Jackson 7	2007: Logan 53, Ironton 14
1956: Logan 0, Athens 33	2012: Logan 8, Warren 49

2018 Logan Football Two-Deep

Offense

QB	7	Braeden Spatar	5-10	175lbs	JR
		<i>51-96 passing, 629 yards, 6 TDs, 8 INTs; 121 carries, 534 yards, 3TDs</i>			
	12	Tyler Cummin	5-10	180lbs	SR
		<i>1-5 passing, 21 yards, 1 INT; 76 carries, 188 yards, TD</i>			
RB	12	Tyler Cummin	5-10	180lbs	SR
		<i>76 carries, 188 yards, TD; 1 reception, 14 yards</i>			
	36	Trevor Horner	5-7	240lbs	JR
		<i>17 carries, 43 yards, TD</i>			
RB	1	Preston Yates	5-8	180lbs	SR
		<i>166 carries, 682 yards, 2TDs; 4 receptions, 59 yards</i>			
	29	Conner Ruff	5-10	190lbs	JR
		<i>15 carries, 58 yards; 2 receptions, 2 yards</i>			
Wing	29	Conner Ruff	5-10	190lbs	JR
		<i>15 carries, 58 yards; 2 receptions, 2 yards</i>			
	23	Jared Justice	5-11	177lbs	Frosh
		<i>3 carries, 3 yards</i>			
Receiver	11	Landon Little	6-0	155lbs	SR
		<i>22 receptions, 361 yards, 4 TDs; 4 carries, (-3) yards</i>			
	22	Aaron Magdich	5-11	140lbs	SR
		<i>1 reception, 12 yards; 3 carries, 7 yards</i>			
Receiver	3	Garrett Mace	5-9	155lbs	JR
		<i>8 receptions, 102 yards, TD; 3 carries, 13 yards</i>			
	9	Colten Castle	5-9	130lbs	JR
		<i>9 receptions, 48 yards, TD; 2 carries, 1 yard</i>			
TE	21	Jeromy Weaver	5-11	195lbs	SR
		<i>2 receptions, 15 yards</i>			
	28	Colton Ruff	5-10	195lbs	JR
		<i>1 reception, 8 yards</i>			
RT	71	Hunter Mowery	6-2	195lbs	Soph
	77	Brody Wood	6-4	195lbs	SR
RG	65	Trevor Wyckoff	6-1	285lbs	JR
	57	Josh Horton	6-0	200lbs	SR
C	56	Clay Risch	6-0	190lbs	SR
	54	Tyler Kost	5-10	185lbs	Soph
LG	55	Sam Kisor	5-11	220lbs	JR
	57	Josh Horton	6-0	200lbs	SR
LT	58	Sam Hall	6-6	240lbs	SR
	77	Brody Wood	6-4	195lbs	SR

2018 Logan Football Two-Deep

Defense

DE	58	Sam Hall	6-6	240lbs	SR
		<i>26 total tackles (4 solo); 4 for loss, 1 sack, 1 PBU</i>			
	73	Nick Anderson	6-0	200lbs	JR
		<i>8 total tackles (1 solo); 1 sack</i>			
DT	56	Clay Risch	6-0	190lbs	SR
		<i>23 total tackles(1 solo); 2 sacks</i>			
	55	Sam Kisor	5-11	220lbs	JR
		<i>2 total tackles (1 solo); 2 for loss</i>			
NG	36	Trevor Horner	5-7	240lbs	JR
		<i>38 total tackles (10 solo); 2 for loss, 2 sacks, 2 PBUs, 1 CF, 1 FR</i>			
	65	Trevor Wyckoff	6-1	285lbs	JR
		<i>2 total tackles (1 solo)</i>			
DE	80	Henry Pierce	6-1	170lbs	Soph
		<i>28 total tackles (8 solo); 2 for loss, 3 sacks</i>			
	56	Clay Risch	6-0	190lbs	SR
		<i>23 total tackles(1 solo); 2 sacks</i>			
LB	28	Colton Ruff	5-10	195lbs	JR
		<i>62 total tackles (10 solo); 3 for loss, 3 sacks, 2 CFs</i>			
	29	Conner Ruff	5-10	190lbs	JR
		<i>49 total tackles (5 solo); 3 for loss, 1 CF; 3 FRs</i>			
MLB	21	Jeromy Weaver	5-11	195lbs	SR
		<i>27 total tackles (6 solo); 1 for loss, 1 PBU, 1 CF</i>			
	1	Preston Yates	5-8	180lbs	SR
		<i>17 total tackles (5 solo); 1 INT, 1 FR</i>			
SAM	34	Jakob Black	5-8	155lbs	SR
		<i>95 total tackles (15 solo); 5 for loss, 2 sacks, 1 PBU, 1 CF, 2 FRs</i>			
	1	Preston Yates	5-8	180lbs	SR
		<i>17 total tackles (5 solo); 1 INT, 1 FR</i>			
CB	22	Aaron Magdich	5-11	140lbs	SR
		<i>36 total tackles (13 solo); 4 PBUs, 3 FRs</i>			
	2	Jonny McClelland	5-10	150lbs	Soph
		<i>15 total tackles (5 solo), 1 FR</i>			
FS	11	Landon Little	6-0	150lbs	SR
		<i>32 total tackles (13 solo); 1 for loss, 5 PBUs, 1 INT</i>			
	22	Aaron Magdich	5-11	140lbs	SR
		<i>36 total tackles (13 solo); 4 PBUs, 3 FRs</i>			
SS	12	Tyler Cummin	5-10	180lbs	SR
		<i>68 total tackles (26 solo); 4 for loss, 1 sack, 2 PBUs, 1 INT</i>			
	22	Aaron Magdich	5-11	140lbs	SR
		<i>36 total tackles (13 solo); 4 PBUs, 3 FRs</i>			
CB	3	Garrett Mace	5-9	155lbs	JR
		<i>25 total tackles (69solo); 4 PBUs, 1 FR</i>			
	9	Colten Castle	5-9	130lbs	JR
		<i>9 total tackles (3 solo), 2 PBUs</i>			

2018 Logan Varsity Football Stats

TEAM STATS	LHS	OPP
First Downs	120	128
Plays from Scrimmage	523	430
Rushing (Plays-Yards)	420-1536	264-1185
Passing Yards	650	1523
Total Yards	2186	2708
Passes (Comp-Att-Yards)	52-103-10	104-166-3
Fumbles (No.-Lost)	16-11	17-11
Penalties (No.-Yards)	69-558	56-464

LOG – 06 – 013 – 28 – 39 – 06 – 092

OPP – 48 – 125 – 55 – 42 – 07 – 277

Rushing Leaders

Player	Attempts	Yards	TDs	Yards/Carry
Preston Yates	136	547	2	4.02
Braeden Spatar	112	520	3	4.64
Tyler Cummin	70	164	1	2.34
Trevor Horner	17	43	1	2.53
Caden McCarty	3	39	0	13.0
Conner Ruff	11	35	0	3.18
Garrett Mace	2	10	0	5.00
Aaron Magdich	3	7	0	2.33
Jared Justice	3	3	0	1.00

Passing Leaders

Player	Comp.	Attempts	Yards	TDs	INTs
Braeden Spatar	45	87	550	6	8
Tyler Cummin	1	5	21	0	1

Receiving Leaders

Player	Rec.	Yards	TDs
Landon Little	20	345	4
Garrett Mace	8	102	1
Colten Castle	8	48	1
Jeromy Weaver	2	15	0
Preston Yates	2	10	0
Conner Ruff	2	2	0
Braeden Spatar	1	21	0
Aaron Magdich	1	12	0
Colton Ruff	1	8	0

Scoring Stats

Player	TDs	PAT	2P	FG	Total Points
Landon Little	4	0	0	0	24
Braeden Spatar	3	0	1	0	20
Preston Yates	3	0	0	0	18
Tyler Cummin	1	0	0	0	6
Garrett Mace	1	0	0	0	6
Colten Castle	1	0	0	0	6
Trevor Horner	1	0	0	0	6
Israel Bookman	0	6	0	0	6

Waverly Varsity Football Stats through Week 8

TEAM STATS	WAV	OPP
First Downs	161	141
Plays from Scrimmage	485	525
Rushing (Plays-Yards)	264-1256	328-1268
Passing Yards	1954	1229
Total Yards	3210	2497
Passes (Comp-Att-Int)	132-221-9	101-197-11
Fumbles (No.-Lost)	5-4	14-11
Penalties (No.-Yards)	49-494	49-411

WAV – 108 – 97 – 47 – 68 – 320
OPP – 062 – 48 – 20 – 36 – 166

Rushing

Player	Attempts	Yards	TDs	Yards/Carry
Payton Shoemaker	136	942	10	6.93
Ethan Brooker	73	294	3	4.03
Jaxson Poe	7	33	0	4.71
Will Futhey	5	32	0	6.40
Easton Wolf	2	14	0	7.00
Hunter Ward	4	14	0	3.50
Jackson Wise	4	1	0	0.25
Penn Morrison	2	(-12)	0	-6.00
Haydn' Shanks	29	(-73)	1	-2.52

Passing

Player	Comp.	Attempts	Yards	TDs	INTs
Haydn' Shanks	128	213	1908	28	7
Penn Morrison	3	7	33	1	2
Will Futhey	1	1	13	0	0

Receiving

Player	Rec.	Yards	TDs
Easton Wolf	48	1051	11
Phoenix Wolf	34	446	9
Cobe Marquez	21	279	4
Zeke Brown	11	93	3
Jackson Wise	7	38	1
Will Futhey	6	34	1
Payton Shoemaker	2	(-3)	0
Mark Stulley	1	13	0
Michael Goodman	1	4	0
Brayden Snodgrass	1	(-1)	0

Scoring Stats

Player	TDs	PAT	2P	FG	Total Points
Payton Shoemaker	12	0	2	0	76
Easton Wolf	11	0	0	0	66
Phoenix Wolf	9	0	0	0	54
Greyson Diener	0	27	0	3	36
Zeke Brown	3	0	3	0	24
Cobe Marquez	4	0	0	0	24
Ethan Brooker	3	0	0	0	18
Haydn' Shanks	1	0	0	0	6
Jackson Wise	1	0	0	0	6
Will Futhey	1	0	0	0	6
Ben Flanders	0	4	0	0	4



Logan Football Individual and Team Records



Individual Records

Passing

Most Attempts, Game

Lane Little, 40, vs Lancaster, 2014

Most Attempts, Season

Patrick Angle, 302, 2009

Most Attempts, Career

Patrick Angle, 596, 2007-2009

Most Completions, Game

Patrick Angle, 27 vs Pick. North, 2009

Most Completions, Season

Patrick Angle, 193, 2009

Most Completions, Career

Patrick Angle, 377, 2007-2009

Most Passing Yards, Game

Patrick Angle, 324 at Pick. North, 2008

Most Passing Yards, Season

Patrick Angle, 2546, 2009

Most Passing Yards, Career

Patrick Angle, 5,112, 2007-2009

Most Passing TDs, Game

Lane Little, 5, vs Cambridge, 2015

Most Passing TDs, Season

Lane Little, 5, at Gallipolis, 2015

Most Passing TDs, Career

Lane Little, 30, 2015

Patrick Angle, 51, 2007-2009

Best Completion %, Game (Atleast 10 att)

Patrick Angle, 1.00 (15-15), at Hamilton Twp, 2009

Best Completion %, Season (Atleast 100 att)

Patrick Angle, .639, 2009

Best Completion %, Career (Atleast 200 att)

Patrick Angle, .632, 2009

Fewest INTs, Season (atleast 70 att)

Nick Kost, 0 INTs, 2013

Fewest INTs, Career (atleast 300 att)

Lane Little, 8, 2015

Consecutive passes w/o an interception

Patrick Angle, 129 passes, 2009

Most Consecutive Completed Passes, Season

Patrick Angle, 17, vs Hamilton Twp (15) &
Gallia Academy (2), 2009

Most Consecutive Completed Passes, Game

Patrick Angle, 15, vs Pickerington North, 2009

Longest Completion (for Touchdown)

Patrick Angle, 15, at Hamilton Township, 2009
Chad Zimmerman, 96 yards v. Warren, 1994

Rushing

Most Rushing Yards, Game

Austin Rohr, 398 vs Marietta, 2003

Most Rushing Yards, Season

Derek Harden, 1670, 2000

Most Rushing Yards, Career

Kelly Wolfe, 3837, 1983-1986

Most Rushing Attempts, Game

Justin Frye, 42 vs Marietta, 2006

Most Rushing Attempts, Season

Derek Harden, 280, 2000

Most Rushing Attempts, Career

Kelly Wolfe, 638, 1983-1986

Most Rushing TDs, Game

Derek Harden, 6 vs Athens, 2001

Most Rushing TDs, Season

Isaac Schmeltzer, 6 vs Warren, 2013

Most Rushing TDs, Career

Derek Harden, 28, 2000

Derek Harden, 50, 1999-2001

Yards per carry, Game

John Cosgrove, 21.25 vs New Lex., 1994

Yards per carry, Season

John Cosgrove, 9.58, 1994

Yards per carry, Career

Bryce McBride, 8.43, 2013-2015

Most 100 yard games, Season

Wayne Bateman, 9, 1999

Most 200 yard games, Season

Derek Harden, 9, 2000

Most 200 yard games, Career

Justin Frye, 5, 2006

Austin Rohr, 6, 2001-2003

Justin Frye, 6, 2006-2007

LoganFootball.com Media Guide/Game Notes 15
Week Ten AT Waverly

Longest Run From Scrimmage (for TD)

Larry Bainter, 99 yards vs Middleport, 1960
Bryce McBride, 99 yards vs Portsmouth, 2013

Receiving

Most Receptions, Game
Most Receptions, Season
Most Receptions, Career

Zach McDaniel, 14, vs Pickerington North, 2008
Mason Mays, 60, 2009
Mason Mays, 121, 2007- 2009

Most Receiving Yards, Game
Most Receiving Yards, Season
Most Receiving Yards, Career

DJ Conrad, 260 vs Miami Trace, 1985
Isaiah Smith, 1,044, 2015
Mason Mays, 1,779, 2007-2009

Most TD Receptions, Game
Most TD Receptions, Season
Most TD Receptions, Career
Longest Reception (for TD)

Eric Cox, 4 vs River Valley, 1994
Isaiah Smith, 18, 2015
Isaiah Smith, 28, 2013-2015
Eric Cox, 96 yards vs Warren, 1994

Scoring

Most Points, Game
Most Points, Season
Most Points, Career

Isaac Schmeltzer, 42 points, vs Warren 2013
Derek Harden, 176, 2000
Derek Harden, 308, 1999-2001

Most TDs, Game
Most TDs, Season

Isaac Schmeltzer, 7, vs Warren 2013
John Cosgrove, 29, 1994
Derek Harden, 29, 2000
Derek Harden, 51, 1999-2001

Most TDs, Career

Kicking Points, Game

Jordan Jackson, 10 vs Marietta, 1993

Kicking Points, Season

Matt Shaw, 10 at Warren, 1999

Kicking Points, Career

Adam Puhl, 68, 2000
Derek Montgomery, 68, 2009
Matt Shaw, 123, 1997-1999

Kicking

Most PATs, Game
Most PATs, Season
Most PATs, Career

Adam Puhl, 9 vs Jackson, 2000
Adam Puhl, 65, 2000
Adam Puhl, 104, 2000-2001

Most FGs, Game

Eleven Times at 2, Most recent was Derek Montgomery vs Warren, 2010 and Zanesville 2009

Most FGs, Season
Most FGs, Career

Josh Jackson, 11, 1991
Derek Montgomery, 16, 2009-2010

Longest FG Made
Longest Punt

Josh Jackson, 47 yds vs Zanesville, 1991
Johnny Conrad, 63 yds vs Pt. Pleasant, 2000
Joe Karshner, 70 yds at Jackson, 1938

Interceptions

Most INTs, Game

Mutiple Tied at 3, most recent Lucas Wright vs. Portsmouth 2007

Most INTs, Season

Greg Poston, 11, 1967

Most INTs, Career
Longest INT Return

Chad Zimmerman, 11, 1993
Lucas Wright, 17, 2005-2007

Evan DeLong, 101 yards, vs Loudonville 2013

Kick Returns

Longest Kick-Off Return (for TD)

Bill Shaw, 95 yards, vs Glouster 1939
Alex Clutter, 95 yds, at Watkins Mem., 1995
Isaac Schmeltzer, 95 yds, vs Teays Valley, 2013
Nick Maniskas, 87 yards vs Jackson, 1987

Longest Punt Return (for TD)

LoganFootball.com Media Guide/Game Notes 16
Week Ten AT Waverly

Miscellaneous

Most Consecutive Games Played

Robbie Johnson, 37 games, 1960-1963

Bob Stewart, 37 games, 1960-1963

Longest fumble return (for TD)

Dean Jordan, 89 yards, vs Lancaster, 2014

Team Records

Passing

Most Attempts, Game

42, vs Lancaster, 2014

Most Attempts, Season

336, 2009

Most Passing Yards, Game

390, at Gallia Academy, 2009

Most Passing Yards, Season

2832, 2009

Most Completions, Game

28 vs Pickerington North, 2009

Most Completions, Season

209, 2009

Most Passing TDs, Game

5, 3X, most recent at Gallipolis, 2015

Most Passing TDs, Season

28, 2009

Rushing

Most Rushing Attempts, Game

74, vs New Lexington, 1980

Most Rushing Attempts, Season

553, 2000

Most Rushing Yards, Game

562, vs Portsmouth, 2013

Most Rushing Yards, Season

3050, 2000

Most Rushing TDs, Game

9, at Warren, 2006

Most Rushing TDs, Season

49, 2000

Total Yardage

Most Total Yardage, Game

649, at Athens, 2015

Most Total Yardage, Season

4974, 2000

Scoring

Most Points, Quarter

42 vs Marietta, 2007

Most Points, Game

81 vs New Lexington, 1920

Most Points, Season

519, 2000

Least Points, Season

21, 1929

Most Points Allowed, Game

62 vs Columbus West, 1930

Most Points Allowed, Season

337, 2017

Least Points Allowed, Season

12, 1933

Victories

Most Wins, Season

12

Most Consecutive Wins

18, 1963-1965

Most Consecutive Wins, Reg. Season

29, 1999-2001

29, 2007-2009

Most Consecutive SEOAL Wins

34, 2004-2009

Largest Winning Margin

81 vs New Lexington, 1920

Largest Win via Shut-Out

81-0 vs New Lexington, 1920

Defeats

Most Losses, Season

9, 2011

Most Consecutive Losses

9, 1953-1954

Largest Losing Margin

58, vs Dublin Jerome (58-0), 2016

Largest Loss via Shut-Out

58-0 vs Dublin Jerome, 2016

First Downs

Most 1st Downs, Game

27, vs Athens, 1986

27, at Athens, 2015

Most 1st Downs, Season

262, 2000

Logan Football Starting Line-Up (10/26/2018 AT Waverly)

Offense

QB	7	Braeden Spatar	5-10	175lbs	JR	
RB	12	Tyler Cummin	5-10	180lbs	SR	
RB	1	Preston Yates	5-8	180lbs	SR	
WB	29	Conner Ruff	5-10	190lbs	JR	
R	11	Landon Little	6-0	150lbs	SR	
R	3	Garrett Mace	5-9	155lbs	JR	
TE	21	Jeromy Weaver	5-11	195lbs	SR	OR...
TE	28	Colton Ruff	5-10	195lbs	JR	
RT	71	Hunter Mowery	6-2	195lbs	Soph	
RG	65	Trevor Wyckoff	6-1	285lbs	JR	
C	56	Clay Risch	6-0	190lbs	SR	
LG	55	Sam Kisor	5-11	220lbs	JR	
LT	58	Sam Hall	6-6	240lbs	SR	

Other Offensive Players:

R	9	Colten Castle	5-10	130lbs	JR
R	22	Aaron Magdich	5-11	140lbs	SR
RB	36	Trevor Horner	5-7	240lbs	JR
OL	57	Josh Horton	6-0	200lbs	SR
TE	80	Henry Pierce	6-1	170lbs	Soph

Defense

DE	58	Sam Hall	6-6	240lbs	SR
DT	56	Clay Risch	6-0	190lbs	SR
NG	36	Trevor Horner	5-7	240lbs	JR
DE	80	Henry Pierce	6-1	170lbs	Soph
LB	28	Colton Ruff	5-10	195lbs	JR
LB	21	Jeromy Weaver	5-11	195lbs	SR
SAM	34	Jakob Black	5-8	155lbs	SR
CB	3	Garrett Mace	5-9	155lbs	JR
FS	11	Landon Little	6-0	150lbs	SR
SS	12	Tyler Cummin	5-10	180lbs	SR
CB	22	Aaron Magdich	5-11	140lbs	SR

Other Defensive Players:

LB	1	Preston Yates	5-8	180lbs	SR
DB	2	Johnny McClelland	5-10	150lbs	Soph
LB	29	Conner Ruff	5-10	190lbs	JR
DL	55	Sam Kisor	5-11	220lbs	JR
DL	73	Nick Anderson	6-0	200lbs	JR

Specialists:

PK	5	Israel Bookman	5-10	130lbs	JR	
HO	9	Colten Castle	5-10	130lbs	JR	
LS	77	Brody Wood	6-4	195lbs	SR	
P	4	Kyle Arnett	5-11	160lbs	SR	OR...
P	12	Tyler Cummin	5-10	180lbs	SR	
PR	12	Tyler Cummin	5-10	180lbs	SR	
KR	11	Landon Little	6-0	150lbs	SR	
KR	1	Preston Yates	5-8	180lbs	SR	

Waverly Football Starting Line-Up (10/26/2018 VS Logan)

Offense

QB	13	Haydn' Shanks	6-3	185lbs	Soph
RB	8	Ethan Brooker	5-10	168lbs	SR
R	1	Cobe Marquez	5-11	160lbs	SR
R	21	Phoenix Wolf	6-2	165lbs	Soph
R	23	Easton Wolf	6-3	180lbs	SR
TE/H	2	Zeke Brown	6-3	200lbs	Soph
RT	79	Clay Minor	6-2	260lbs	SR
RG	51	Brayden Snodgrass	6-0	215lbs	SR
C	55	Spencer Pollard	5-11	205lbs	Soph
LG	56	Andrew Welch	5-11	315lbs	Soph
LT	54	Macayne Bock	6-3	285lbs	SR

Other Offensive Players:

R	3	Jackson Wise	6-0	165lbs	Soph
RB	10	Payton Shoemaker	5-9	155lbs	Soph
R	6	Will Futhey	6-5	190lbs	Frosh

Defense

DL	54	Macayne Bock	6-3	285lbs	SR
NG	53	Caleb Howard	5-9	200lbs	SR
DL	60	Isaac Heigley	6-0	215lbs	JR
LB	8	Ethan Brooker	5-10	160lbs	SR
LB	14	Dakota Swepston	6-0	200lbs	JR
LB	4	JT Barnett	5-10	170lbs	Frosh
CB	1	Cobe Marquez	5-11	160lbs	SR
SS	10	Payton Shoemaker	5-9	155lbs	Soph
FS	23	Easton Wolf	6-3	180lbs	SR
SS	2	Zeke Brown	6-3	200lbs	Soph
CB	21	Phoenix Wolf	6-2	165lbs	Soph

Other Defensive Players:

CB	3	Jackson Wise	6-0	165lbs	Soph
DB	6	Will Futhey	6-5	190lbs	Frosh
DL	51	Brayden Snodgrass	6-0	215lbs	SR
DL	56	Andrew Welch	5-11	315lbs	Soph

Specialists:

PK	29	Grayson Diener	6-2	155lbs	JR
HO	51	Brayden Snodgrass	6-0	215lbs	SR
LS	79	Clay Minor	6-2	260lbs	SR
P	10	Payton Shoemaker	5-9	155lbs	Soph
PR/KR	10	Payton Shoemaker	5-9	155lbs	Soph
KR	21	Phoenix Wolf	6-2	165lbs	Soph