




VS


**LOGAN (2-5)      MEIGS (1-6)**  
**OCT. 18, 2019 - 7:00 PM**  
**LOGAN CHIEFTAIN STADIUM**  
**LOGAN**  
**HOMECOMING 2019**  
20TH MEETING -- LOGAN LEADS 11-7-1 -- LOGAN WON 45-35  
IN 2018

Sp Adobe Spark

## Table of Contents

Pg. 2	“The Last Time...”
Pg. 3	Logan Chieftain Stadium Records
Pgs. 4-5	LHS Varsity Schedule and Match-up Facts
Pgs. 6-7	Logan Varsity Roster, Coaches, Facts, Varsity/JV/Frosh Schedules
Pgs. 8-9	Meigs Varsity Roster, Coaches, Varsity Schedule
Pg. 9	Series History
Pg. 10-11	Game Notes
Pgs. 12-13	Logan two-deep
Pg. 14	Logan Stats
Pg. 15	Meigs Stats
Pgs. 16-18	Logan HS individual & team records
Pg. 19	Logan projected starting line-up
Pg. 20	Meigs projected starting line-up

## **Div. II, Reg. 8 Standings**

1. Harrison	6-1	19.2000
2. Cincinnati Turpin	7-0	18.2429
3. Cincinnati LaSalle	6-1	17.2960
4. St. Francis DeSales (CLB)	6-1	15.9143
5. Canal Winchester	6-1	15.6786
6. Columbus Walnut Ridge	7-0	14.7000
7. Cincinnati Anderson	5-2	14.3500
8. Cincinnati Winton Woods	5-2	13.5286
-		
9. Xenia	6-1	13.4571
....		
19. Logan	2-5	4.1429

## **Chieftain Opponents:**

Tri-Valley VS John Glenn  
 Teays Valley AT Circleville  
 Jackson AT Miami Trace  
 Sheridan AT New Lexington  
 Chillicothe VS Greenfield McClain  
 Athens AT Wellston  
 Zanesville VS Dover  
 Maysville AT Philo  
 Hamilton Twp. AT Amanda-Clearcreek



## Logan Football “The last time ....”

Last kick-off return for TD:	2015, Jenson Wallace, 89-yards, at Nelsonville-York
Last opponent kick-off return for TD:	2018, Carson Simpkins, 84-yards, vs Tri-Valley
Last punt return for TD:	2015, Brady Walsh, 58-yards, at Gallipolis
Last opponent punt return for TD:	2017, Blaze Bean, 39-yards, vs Teays Valley
Last interception return for TD:	<b>2019, Colten Castle, 60-yards, at Athens</b>
Last opponent interception return for TD:	<b>2019, Evan Spires, 20 yards, at Jackson</b>
Last fumble return for TD:	2017, Conner Ruff, 0-yards, vs Meigs
Last opponent fumble return for TD:	2018, Zach McCain, 4-yards, vs Garfield Hts
Last blocked punt return for TD:	2014, Josh Rardain, 0-yards, at Meigs
Last opponent blocked punt return for TD:	2018, Ty'Riek Smith, 31 yards, vs Garfield Hts
Last time Logan kicked a field goal:	<b>2019, Zach Chapin, 24-yards, at Athens</b>
Last time an opponent kicked a field goal:	<b>2019, Gave Dolen, 20-yards, vs Zanesville</b>
Last time Logan recorded a safety:	2010, bad snap kicked out of endzone by QB, at Warren
Last time an opponent recorded a safety:	2017, punter tackled in endzone, at Chillicothe
Last 200+ yard rushing game:	2018, Preston Yates, 243 yards, at Waverly
Last opponent 200+ yard rushing game:	2017, Dylan Caldwell, 202 yards, at Hamilton Ross
Last time 2 players rushed for 100+ yards:	<b>2019, Caden McCarty (157) and Braeden Spatar (117) at Chillicothe</b>
Last time opp. had 2 players rush for 100+ yards:	2014, Jerry King (163), Ryan Fitchpatrick (120), and Harrison Taylor (110), vs Lancaster
Last player to rush for 3 or more TDs:	<b>2019, Caden McCarty (3), at Chillicothe</b>
Last opposing player to rush for 3 or more TDs:	<b>2019, Jordan Pantaleo (3), at Tri-Valley</b>
Last 250+ yard passing game:	2015, Lane Little (259), at Gallipolis
Last opponent 250+ yard passing game:	<b>2019, Ben Everson (385), vs Zanesville</b>
Last player to throw for 3+ touchdowns:	2018, Braeden Spatar (3), at Meigs
Last opposing player to throw for 3+ touchdowns:	<b>2019, Ben Everson (3), vs Zanesville</b>
Last time Logan scored 50+ points:	Aug. 28, 2015 – at Athens, 61-49 win
Last time an opponent scored 50+ points:	Oct. 14, 2016 – vs St. Francis DeSales 7-54 loss
Last time Logan recorded a shut-out:	Oct. 21, 2016 – vs Hamilton Ross, 23-0 win
Last time an opponent recorded a shut-out:	Oct. 12, 2018 – vs Garfield Heights, 0-48 loss

## Logan Chieftain Stadium Records

Chieftains' Overall Record at "The Chief" – 28-32

### Individual Records

#### Rushing

Most Rushing Yards  
Most Rushing Attempts  
Most Rushing TDs

275, Isaac Schmeltzer vs Warren, 2013  
35, Daniel Bangura (Harvest Prep) vs Waterford, 2016  
6, Jaylon Brown (St. Clairsville) vs Piketon, 2012  
6, Isaac Schmeltzer vs Warren, 2013  
99, Bryce McBride vs Portsmouth, 2013

Longest Run from Scrimmage:

#### Passing

Most Passing Yards  
Most Completions  
Most Attempts  
Most Passing TDs

469, Grant Russell (Newark), 2013  
27, Patrick Angle, vs Pickerington North, 2009  
43, Joe Burrow (Athens), vs Marion-Franklin, 2013  
5, Joe Burrow (Athens), vs St. Francis DeSales, 2014  
5, Lane Little, vs Cambridge, 2015  
92, Kelly Long to Sean Wotring, vs Jackson, 2011

Longest Completion

#### Receiving

Most Receptions

14, Zach McDaniel, vs Pickerington North, 2009  
14, Darius Shackelford (Newark), 2013  
269, Darius Shackelford (Newark), 2013  
3, Four times, most recent:  
Blayze Taylor (Tri-Valley), vs Tri-Valley, 2018  
92, Sean Wotring from Kelly Long, vs Jackson, 2011

Most Receiving Yards

Most Touchdown Receptions

Longest Reception

#### Special Teams

Longest Kick-off return for TD  
Longest Punt return for TD  
Longest Field Goal

97, Johnnie Charles (Portsmouth), 2013  
76 yards, Chris McNally (St. Francis DeSales), 2016  
52 yards, Domonic DiMaccio (DeSales), 2016

#### Defensive

Most Interceptions

2, three times, most recent:  
Cameron Cook (Chillicothe), vs Chillicothe, 2018  
101, Evan DeLong, vs Loudonville, 2013

Longest Interception Return for TD

#### Miscellaneous

Longest Play from Scrimmage  
Longest fumble return for touchdown  
Most Total Touchdowns

99, Bryce McBride run vs Portsmouth 2013  
89, Dean Jordan, vs Lancaster, 2014  
7, Isaac Schmeltzer vs Warren, 2013

#### Team Records

Most Rushing Yards  
Most Passing Yards  
Most Total Yards  
Most Combined Rushing Yards  
Most Combined Passing Yards  
Most Combined Total Yards

562, Logan vs Portsmouth, 2013  
469, Newark vs Logan, 2013  
589, Logan vs Portsmouth, 2013  
715, Logan vs Portsmouth, 2013  
617, Logan vs Cambridge, 2015  
974, Logan vs Portsmouth, 2013

#### Scoring

Most Points in a Game  
Most Points (Combined)  
Most Points in a Quarter (1 team)

59, St Clairsville 59, Piketon 27, 2012  
107, Athens 55, Tri-Valley 52 (OT), 2013  
30, Logan 30, Chillicothe 7, 2009  
30, Dublin Jerome 30, Logan 0 - 2016  
37, Logan 30, Chillicothe 7, 2009

Most Points in a Quarter (combined)

#### Logan Wins

First Win  
Largest Winning Margin  
Largest Winning Margin (via Shut-Out)  
Consecutive Wins

Aug. 22, 2008 vs Lancaster (35-10)  
45, vs Marietta 48-3; 2009  
42, vs Warren 42-0; 2008  
12 (Aug, 22, 2008-Aug. 27, 2010)

#### Logan Losses







First Loss  
Largest Losing Margin  
Largest Losing Margin (via Shut-Out)











Aug. 27, 2010 vs Lancaster (37-24)  
58, vs Dublin Jerome (58-0), 2016  
58, vs Dublin Jerome (58-0), 2016



**2019 Logan Chieftains Varsity Football Schedule**



 <b>Tri-Valley Scotties</b>	<p><b>Aug. 30, 2019</b>                  7:00 PM  <b>AT Jack Anderson Stadium</b>                  Dresden, OH</p>	 <b>Tri-Valley Scotties</b>
<p><b>3<sup>rd</sup> Meeting ----- Last Meeting: 2019 (7-35 loss) ----- Tri-Valley leads 3-0 ----- TV won the last three meetings</b></p>		
 <b>Teays Valley Vikings</b>	<p><b>Sept. 6, 2019</b>                  7:00 PM  <b>AT Logan Chieftain Stadium</b>                  Logan, OH</p>	 <b>Teays Valley Vikings</b>
<p><b>7<sup>th</sup> Meeting ----- Last Meeting: 2019 (7-10 loss)----- Teays Valley leads 6-1 ----- TV has won four straight</b></p>		
 <b>Jackson Ironmen</b>	<p><b>Sept. 13, 2019</b>                  7:00 PM  <b>AT Alumni Stadium</b>                  Jackson, OH</p>	 <b>Jackson Ironmen</b>
<p><b>96<sup>th</sup> Meeting ----- Last Meeting: 2019 (07-28 loss) ----- Series tied 46-46-4 ----- Jackson has won four straight</b></p>		
 <b>Sheridan Generals</b>	<p><b>Sept. 20, 2019</b>                  7:00 PM  <b>AT Logan Chieftain Stadium</b>                  Logan, OH</p>	 <b>Sheridan Generals</b>
<p><b>3<sup>rd</sup> Meeting ----- Last Meeting: 2019 (7-14 loss) ----- Sheridan leads 3-0 ----- Sheridan won the last three meetings</b></p>		
 <b>Chillicothe Cavaliers</b>	<p><b>Sept. 26, 2019</b>                  7:06 PM  <b>AT Herrnstein Field</b>                  Chillicothe, OH</p>	 <b>Chillicothe Cavaliers</b>
<p><b>17<sup>th</sup> Meeting ----- Last Meeting: 2019 (18-7 win) ----- Chillicothe leads 9-8 ----- Logan won the last meeting</b></p>		

 <b>Athens Bulldogs</b>	<p><b>Oct. 4, 2019</b>                      7:30 PM  <b>AT R. Basil Rutter Field</b>                      The Plains, OH</p>	 <b>Athens Bulldogs</b>
<p>93<sup>rd</sup> Meeting ----- Last Meeting: 2019 (46-20 win) ----- Logan leads 52-36-5 ----- Logan won the last meeting</p>		
 <b>Zanesville Blue Devils</b>	<p><b>Oct. 11, 2019</b>                      7:00 PM  <b>AT Logan Chieftain Stadium</b>                      Logan, OH</p>	 <b>Zanesville Blue Devils</b>
<p>24<sup>th</sup> Meeting ----- Last Meeting: 2019 (14-44 loss) ----- Zanesville leads 14-10 ----- Zanesville won the last three meetings</p>		
 <b>Meigs Marauders</b>	<p><b>Oct. 18, 2019</b>                      7:00 PM  <b>AT Logan Chieftain Stadium</b>                      Logan, OH</p>	 <b>Meigs Marauders</b>
<p>20<sup>th</sup> Meeting ----- Last Meeting: 2018 (45-35 win) ----- Logan leads 11-7-1 ----- Logan won the last two meetings</p>		
 <b>Maysville Panthers</b>	<p><b>Oct. 25, 2019</b>                      7:00 PM  <b>AT Maysville Athletic Complex</b>                      Zanesville, OH</p>	 <b>Maysville Panthers</b>
<p>3<sup>rd</sup> Meeting ----- Last Meeting: 1973 (34-7 win) ----- Logan leads 2-0 ----- Logan won the last two meetings</p>		
 <b>Hamilton Twp. Rangers</b>	<p><b>Nov. 1, 2019</b>                      7:00 PM  <b>AT Logan Chieftain Stadium</b>                      Logan, OH</p>	 <b>Hamilton Twp. Rangers</b>
<p>3<sup>rd</sup> Meeting ----- Last Meeting: 2009 (49-7 win) ----- Logan leads 2-0 ----- Logan won the last two meetings</p>		



**2019 Logan Chieftains Varsity Football Roster**

No.	Name	Class	Height	Weight	Position
1	Traten Poling	10	6-0	180	WR/LB
2	Jonny McClelland	11	6-0	165	WR/LB Capt.
3	Garrett Mace **	12	5-10	160	WR/DB
5	Israel Bookman **	12	5-10	130	K
6	Jared Justice	10	6-0	200	RB/DB
7	Braeden Spatar **	12	5-10	180	QB/LB Capt.
8	Nick Hazelwood	11	5-11	150	WR/DB
9	Colten Castle *	12	5-9	135	WR/DB
10	Ian Frasure	11	5-10	150	QB/DB
11	Owen Angle	10	6-0	165	TE/LB
12	Trace Sigafoose	10	5-7	150	WR/DB
13	Brandon Heft	11	6-2	150	QB/DB
17	Zach Chapin	9	6-0	170	K
18	TJ Brown	10	5-4	120	WR/DB
19	Justin Mustard	10	6-0	150	WR/DL
20	Cody Hatfield	10	6-0	160	WR/DB
21	Nathaniel Taylor	11	5-10	130	WR/DB
22	Parker Vasko	12	5-9	160	WR/DB
24	Caden McCarty	11	6-0	170	RB/LB
25	Wyatt Jordan	10	5-8	220	RB/LB
26	Chase Sharp	10	5-4	130	WR/DB
27	Robby Leffler	9	6-0	155	TE/DL/P
28	Colton Ruff ***	12	5-10	195	RB/LB Capt.
29	Conner Ruff ***	12	5-10	190	RB/LB Capt.
34	Nick Anderson *	12	6-1	210	TE/DL
38	Cody Carrell	11	5-8	165	RB/LB
50	Carson Hodson	10	6-0	185	OL/DE
51	Josh Chapin *	12	5-11	240	TE/DL
52	Jacob DeWitt	12	5-10	220	OL/LB
54	Tyler Kost	11	6-0	185	OL/DL
55	Sam Kisor **	12	5-11	220	OL/DL
58	Quinn Walsh	11	6-0	195	OL/LB
61	Isaiah Campbell	10	6-2	230	OL/DL
62	Lane Welker	11	6-3	275	OL/DL
64	Eli Woltz	10	5-10	280	OL/DL
65	Trevor Wyckoff **	12	6-1	285	OL/DL
66	Logan Vincent	12	6-2	265	OL/DL
73	Dakota Banik	12	6-1	270	OL/DL
76	Mason Linton	10	5-9	260	OL/DL
78	Keiton Arledge	10	6-2	295	OL/DL
79	Carson Miller	12	5-9	240	OL/DL
80	Henry Pierce *	11	6-1	180	TE/DL
83	Kenton Nestor	10	5-7	140	WR/DB
84	Christian Blount	10	5-11	155	RB/DL
88	Izaak Buchanan	12	5-10	155	WR/DB

\* = Letters Earned

Capt = Full-time team captain

**All-Time School Record:** 570-396-37; 26 league titles, 8 OHSAA playoff apps.

**Head Coach:** Mike Eddy (Fairmont State University, 1<sup>st</sup> season at LHS, 2-5 record; 54-57 overall)

**Asst. Coaches:** Jim Huntsberger (Special teams coordinator; wide receivers, defensive ends); Justin Pack (**LHS '05**; running backs & outside linebackers, Freshman coach); Josh Sturgell (**LHS '04**; tight ends & outside linebackers); Pat Walsh (**LHS '89**; offensive line & inside linebackers); Kelly Wolfe (**LHS '87**; offensive coordinator; quarterbacks & defensive backs); Tim Woodgeard (**LHS '95**; offensive line, defensive tackles, Freshman coach)

## 2019 Varsity Football Schedule

Date	Opponent	Location	Time-Result
Aug. 30	Tri-Valley	Tri-Valley	Loss, 07-35
Sept. 6	Teays Valley	<b>Logan</b>	Loss, 07-10
Sept. 13	Jackson	Jackson	Loss, 07-28
Sept. 20	Sheridan	<b>Logan</b>	Loss, 07-14
Sept. 26	Chillicothe	Chillicothe	<b>WIN, 18-07</b>
Oct. 4	Athens	Athens	<b>WIN, 46-20</b>
Oct. 11	Zanesville	<b>Logan</b>	Loss, 14-44
Oct. 18	Meigs	<b>Logan</b>	7:00 PM
Oct. 25	Maysville	Maysville	7:00 PM
Nov. 1	Hamilton Township	<b>Logan</b>	7:00 pM

## 2019 Junior Varsity Schedule

Date	Opponent	Location	Time-Result
Sat. 8/31	Tri-Valley	<b>Logan</b>	Loss, 16-22
Sat. 9/7	Teays Valley	Teays Valley	<b>WIN, 36-00</b>
Mon. 9/16	Jackson	<b>Logan</b>	<b>WIN, 40-16</b>
Sat. 9/21	Sheridan	Sheridan	Loss, 08-28
Sat. 9/28	Chillicothe	<b>Logan</b>	<b>WIN, 38-07</b>
Sat. 10/5	Athens	Athens	CANCELLED
Sat. 10/12	Zanesville	Zanesville	Loss, 00-34
Mon. 10/21	Meigs	Meigs	6:00 PM
Sat. 10/26	Maysville	<b>Logan</b>	10:00 AM

## 2019 Freshman Schedule

Date	Opponent	Location	Time-Result
Sat. 8/31	Tri-Valley	<b>Logan</b>	<b>WIN, 13-00</b>
Sat. 9/7	Teays Valley	Teays Valley	<b>WIN, 08-00</b>
Sat. 9/14	Greenfield-McClain	<b>Logan</b>	<b>WIN, 34-00</b>
Sat. 9/21	Sheridan	Sheridan	Loss, 06-30
Sat. 10/5	Watkins Memorial	Watkins Memorial	Loss, 00-14
Sat. 10/12	Zanesville	Zanesville	Loss, 00-12
Thurs. 10/24	Jackson	Jackson	5:30 PM

**2019 Meigs Marauders Varsity Roster**

<b>No.</b>	<b>Name</b>	<b>Class</b>	<b>HT</b>	<b>WT</b>	<b>Pos.</b>
2	Coulter Cleland	10	6-1	185	QB/DB
3	Jeffrey Fitzwater	12	5-11	140	WR/DB
4	Tucker Smith	12	5-11	150	WR/DB
5	Jake Leach	10	5-11	160	RB/LB
7	Cameron Burnem	12	5-9	155	WR/DB
8	Wes Metzger	10	6-2	150	WR/LB
9	Wyatt Hoover	11	6-2	195	WR/LB
10	Robert Dixon	9	5-7	160	WR/LB
11	Jake McElroy	10	5-8	178	RB/LB
12	Logan Eskew	9	5-6	131	WR/DB
14	Tyler Wolfe	12	5-10	138	WR/DB
15	Kolten Thomas	9	5-6	126	QB/DB
19	Caleb Workman	12	5-9	150	WR/DB
20	Matt Barr	9	5-9	140	RB/DB
25	Landon Acree	12	5-11	165	WR/DB
26	Blake Pitchford	10	6-0	140	RB/LB
33	Levi Mankin	10	5-5	140	RB/DB
42	Abe Lundy	11	6-0	230	RB/LB
44	Noah Metzger	11	5-11	186	RB/LB
51	Brendan Hornbeck	10	5-8	130	OL/DL
52	Bryson McCoy	11	5-7	203	OL/DL
55	Riley Lanham	9	5-11	175	OL/DL
57	Caleb Burnum	10	5-11	220	OL/DL
58	Blade Brinker	9	5-9	205	OL/DL
59	Michael Brown	9	5-4	155	OL/DL
60	Matt Gilkey	12	5-8	190	OL/LB
62	Dale Ashburn	9	5-9	170	OL/DL
63	Charles Gillkey	9	5-11	170	OL/DL
65	Danny Hanna	9	5-11	240	OL/DL
67	James Beach	10	5-11	220	OL/DL
69	Morgan Roberts	10	6-1	200	OL/LB
71	Walker Mayer	9	6-2	350	OL/DL
72	Andrew Dodson	10	6-2	245	OL/DL
73	Corey Dotson	9	5-8	260	OL/DL
75	Jaret Fackler	10	5-10	206	OL/DL
76	Drake Hall	12	6-2	201	OL/DL
78	Ethan Watson	12	6-1	218	OL/DL
79	AJ Tobin	10	6-7	280	OL/DL
80	Kyler Ashburn	12	6-1	145	WR/DB
85	Josh Smith	11	6-0	180	WR/DB

**Head Coach:** David Tennant (1<sup>st</sup> year at MHS, 1-6 at MHS; 5<sup>th</sup> year overall, 16-31 overall)  
**Asst. Coaches:** Kemp Kelly, Dave Barr, Jeff McElroy, Alex Saunders, Joey Snowden, Damon Jones



## 2019 Varsity Football Schedule

Date	Opponent	Location	Time/Result
08/30	Gallipolis	Meigs	Loss, 00-24
09/06	Rock Hill	Rock Hill	<b>WIN, 44-28</b>
09/13	Warren	Warren	Loss, 28-66
09/20	Vinton County *	Meigs	Loss, 00-20
09/27	River Valley *	River Valley	Loss, 25-41
10/04	Nelsonville-York *	Meigs	Loss, 06-42
10/11	Athens *	Athens	Loss, 24-60
10/18	Logan	Logan	7:00 PM
10/25	Wellston *	Wellston	7:30 PM
11/01	Alexander *	Meigs	7:30 PM

## Logan Vs Meigs All-Time Series History (Since 1912)

**Total Games:** 19

**First Game:** 1967

**Logan Wins:** 11

**Meigs Wins:** 7

**Ties:** 1

**Total Score:** Logan 325 (17 per game); Meigs 254 (13 per game)

**Last Logan Win:** 2018, 45-35

**Last Meigs Win:** 2016, 25-19

**Current Streak:** Logan has won the last two meetings

## Year By Year Results:

Year	Location	Winning Team	Score
1967	Meigs	Meigs	08-14
1968	Logan	Logan	16-14
1969	Meigs	TIE	00-00
1970	Logan	Meigs	06-12
1971	Meigs	Meigs	08-28
1972	Logan	Meigs	08-13
1973	Meigs	Logan	08-07
1974	Logan	Logan	07-00
1975	Meigs	Meigs	00-21
1976	Logan	Logan	44-03
1977	Meigs	Logan	21-00
1978	NO GAME	NO GAME	LHS Teachers' Strike
1979	NO GAME	NO GAME	MHS Teachers' Strike
1980	Logan	Logan	06-00
1981	Meigs	Meigs	00-14
1982	Logan	Logan	21-17
2014	Meigs	Logan	55-07
2015	Logan	Logan	27-22
2016	Meigs	Meigs	19-25
2017	Logan	Logan	26-22
2018	Meigs	Logan	45-35
2019	Logan		

## **Game Notes:**

- **Tonight's Match-up ....** It's Homecoming at Logan Chieftain Stadium as the **Logan Chieftains** (2-5) host the **Meigs Marauders** (1-6). The earliest known Homecoming game at LHS was played against New Boston in 1933, a 7-0 victory. This will be the 20<sup>th</sup> meeting between these two former SEOAL rivals, with Logan leading the series 11-7-1. Last season Logan recorded their only victory against the Marauders, winning 45-35.

**Meigs** sits at 1-6 overall, beating Rock Hill 44-28 back in week two. Meigs fell to Gallipolis (24-0), Warren (66-28), Vinton County (20-0), River Valley (41-25), Nelsonville-York (42-6), and Athens (60-24). First year coach David Tennant has only 28 players in grades 10-12.

**Logan** fell to Zanesville last week, 44-14, snapping a short two-game winning streak. The Chieftains opened with four straight losses; losing to Tri-Valley (35-7), Teays Valley (10-7), Jackson (28-7), and Sheridan (14-7). The Chiefs followed with wins over Chillicothe (18-7) and Athens (46-20).

- **Who to watch: Logan ....** The Chieftain offense averages nearly 15 points and 246 yards per game, with just over 172 per game coming on the ground. Logan will be without their leading rusher and scorer, *Caden McCarty*, who suffered a concussion against ZHS. Quarterback *Braeden Spatar* has run for 448 yards and a touchdown on 124 carries and has completed 41 of 65 passes for 516 yards with three touchdowns against four interceptions. Senior *Colten Castle* has emerged as a big play threat at receiver.

Defensively, the purple and white are allowing 22 points and 289 yards per game, but only 109 per game on the ground. Zanesville passed for 387 yards last week, which allowed defensive back *Colten Castle*, *Jonny McClelland*, and *Garrett Mace* to lead the team in tackles. *Nick Anderson* has had an outstanding season up front while *Colton Ruff* has led the way at linebacker.

- **Who to watch: Meigs ....** Meigs is averaging 18 points and 272 yards per game – 177 per game through the air. Sophomore quarterback *Coulter Cleland* has Division I scouts lining up for his services. He has completed 74 of 149 passes for 1243 yards with 11 touchdowns and only 5 interceptions. *Wyatt Hoover* is the Maruders top target, catching 22 passes for 377 yards and 4 touchdowns. *Abe Lundy* is a bowling ball running back who has ran for 101 yards and 2 scores on 24 carries and caught 11 passes for 340 yards and 5 more touchdowns.

Defensively the maroon and gold are yielding over 40 points and nearly 420 yards per game. *Abe Lundy* is a thumping linebacker while *Wyatt Hoover* and *Noah Metzger* are athletic edge players.

- **Meigs County history ....** Meigs High School was formed in 1967 from the consolidation of Middleport, Pomeroy, and Rutland High Schools. The Middleport Yellow Jackets and the Pomeroy Panthers were long time members of the Southeastern Ohio Athletic League and Meigs was a member of the old league until 1982. The first Marauder team in 1967 won the SEOAL football championship, the only SEOAL title the maroon and gold won in any sport.

*Middleport* dominated the old SEOAL in the 1930s, winning six title between 1929 and 1939. The Jackets finished undefeated four times in that span and added three titles in the '40s, their last coming in 1949. Logan went 24-11-1 against Middleport.

*Pomeroy* joined the league in its second season (1926) and won their only championship in 1955. Logan was 21-10-4 against the Panthers.

- **One of these five young ladies ....** Will be crowned Logan High School's 2019 Homecoming Queen. The Homecoming Court includes Molly Gabriel, Abby Burggraf, Emma Myers, Logan Leffler, and Kylissa Thompson.
- **Meet the new boss ....** Mike Eddy was named Logan's 31<sup>st</sup> head football coach in January. The new Chieftain boss had a 52-52 career record at Gallipolis and Parkersburg South (WV) High Schools. A graduate of Tyler County (WV) High School and Fairmont State University, Eddy was an assistant at powerhouse Parkersburg (WV) High School from 2004-2008. His 2012 Gallia Academy team won an SEOAL championship and advanced to the second round of the OHSAA DIII playoffs. He left Gallipolis with a 24-18 overall record.
- **Veteran and local coaching staff ....** Coach Eddy retained the majority of the existing coaching staff, while also welcoming back former Chieftain head coach and long-time assistant coach Kelly Wolfe. Wolfe, who was head coach from 2010-2012, had previously been an assistant from 1990-2009.

Eddy's staff includes five former Chieftains who all were captains during their playing days. Eddy and assistant Jim Huntsberger are the lone non-LHS graduates, but Huntsberger has been on Logan's coaching staff since 1990.

- **On this date ....** Logan has played 15 games on October 18, winning seven, losing seven, and tying one. The first game on Oct. 18 was a 6-6 tie with Canal Winchester back in 1912 and the most recent was a 58-13 loss to Zanesville in 2013. Logan has lost their last three games on October 18; in addition to the loss in 2013 the Chieftains fell to Marietta, 13-0, in 2002 and to Jackson, 33-13, in 1996. Logan defeated Warren, 21-20, in overtime on this date in 1991.

Previous Oct. 18 Games:

1912 – Logan 6, (AT) Canal Winchester 6  
1919 – Logan 6, (VS) Jackson 18  
1929 – Logan 7, (AT) Jackson 32  
1935 – Logan 19, (VS) McArthur 0  
1940 – Logan 26, (VS) Pomeroy 6  
1946 – Logan 19, (AT) Gallipolis 6  
1957 – Logan 34, (VS) Jackson 19  
1963 – Logan 28, (VS) Athens 14

1968 – Logan 14, (AT) Gallipolis 21  
1974 – Logan 20, (AT) Gallipolis 44  
1985 – Logan 48, (AT) Cols. Walnut Ridge 0  
1991 – Logan 21, (AT) Warren 20 (OT)  
1996 – Logan 13, (VS) Jackson 33  
2002 – Logan 0, (AT) Marietta 13  
2013 – Logan 13, (AT) Zanesville 58

**2019 Logan Football Two-Deep**

*Offense*

<b>QB</b>	<b>7</b>	<b>Braeden Spatar</b>	<b>5-10</b>	<b>180lbs</b>	<b>SR</b>	
		<i>41-65 passing, 516 yards, 3TDs, 4 INTs; 124 carries, 448 yards, TD</i>				
	10	Ian Frasure	5-10	150lbs	JR	
		<i>1-2 passing, 0 yards; 5 carries, 22 yards</i>				
<b>RB</b>	<b>28</b>	<b>Colton Ruff</b>	<b>5-10</b>	<b>195lbs</b>	<b>SR</b>	
		<i>4 carries, 15 yards; 2 receptions, 25 yards</i>				
	6	Jared Justice	6-0	200lbs	Soph	
		<i>13 carries, 48 yards, TD</i>				
<b>RB</b>	<b>6</b>	<b>Jared Justice</b>	<b>6-0</b>	<b>200lbs</b>	<b>Soph</b>	
		<i>13 carries, 48 yards, TD</i>				
	25	Wyatt Jordan	5-8	220lbs	Soph	
<b>Slot</b>	<b>2</b>	<b>Jonny McClelland</b>	<b>6-0</b>	<b>165lbs</b>	<b>JR</b>	<b>OR...</b>
		<i>5 receptions, 49 yards; 8 carries, 39 yards</i>				
	<b>1</b>	<b>Traten Poling</b>	<b>6-0</b>	<b>180lbs</b>	<b>Soph</b>	
		<i>3 receptions, 39 yards; 9 carries, 29 yards</i>				
<b>Receiver</b>	<b>9</b>	<b>Colten Castle</b>	<b>5-9</b>	<b>135lbs</b>	<b>SR</b>	
		<i>13 receptions, 180 yards, 3TDs; 1 carry, 2 yards</i>				
	10	Ian Frasure	5-10	150lbs	JR	
		<i>1 reception, 7 yards; 5 carries, 22 yards</i>				
<b>Receiver</b>	<b>3</b>	<b>Garrett Mace</b>	<b>5-10</b>	<b>160lbs</b>	<b>SR</b>	
		<i>17 receptions, 222 yards</i>				
	13	Brandon Heft	6-2	150lbs	JR	
		<i>2 carries, 22 yards</i>				
<b>TE</b>	<b>80</b>	<b>Henry Pierce</b>	<b>6-1</b>	<b>180lbs</b>	<b>JR</b>	
	34	Nick Anderson	6-1	210lbs	SR	
<b>RT</b>	<b>78</b>	<b>Keiton Arledge</b>	<b>6-2</b>	<b>295lbs</b>	<b>Soph</b>	
	61	Isaiah Campbell	6-2	230lbs	Soph	
<b>RG</b>	<b>65</b>	<b>Trevor Wyckoff</b>	<b>6-1</b>	<b>285lbs</b>	<b>SR</b>	
	50	Carson Hodson	6-0	185lbs	Soph	
<b>C</b>	<b>79</b>	<b>Carson Miller</b>	<b>5-9</b>	<b>240lbs</b>	<b>SR</b>	
	58	Quinn Walsh	6-0	195lbs	JR	
<b>LG</b>	<b>55</b>	<b>Sam Kisor</b>	<b>5-11</b>	<b>220lbs</b>	<b>SR</b>	
	54	Tyler Kost	6-0	185lbs	JR	
<b>LT</b>	<b>66</b>	<b>Logan Vincent</b>	<b>6-2</b>	<b>265lbs</b>	<b>SR</b>	<b>OR...</b>
	<b>73</b>	<b>Dakota Banik</b>	<b>6-1</b>	<b>270lbs</b>	<b>SR</b>	

**2019 Logan Football Two-Deep**

*Defense*

<b>DE</b>	<b>34</b>	<b>Nick Anderson</b>	<b>6-1</b>	<b>210lbs</b>	<b>SR</b>
		<i>29 total tackles (10 solo); 1 for loss, 3 sacks; 1 INT</i>			
	54	Tyler Kost	6-0	185lbs	JR
		<i>6 total tackles (3 solo); 1 for loss</i>			
<b>NG</b>	<b>51</b>	<b>Josh Chapin</b>	<b>5-11</b>	<b>240lbs</b>	<b>SR</b>
		<i>40 total tackles (21 solo); 6 for loss</i>			
	65	Trevor Wyckoff	6-1	285lbs	SR
		<i>3 total tackle</i>			
<b>DT</b>	<b>73</b>	<b>Dakota Banik</b>	<b>6-1</b>	<b>270lbs</b>	<b>SR</b>
		<i>29 total tackles (13 solo); 3 for loss,, 2 sacks</i>			
	76	Mason Linton	5-9	260lbs	Soph
		<i>3 total tackles (2 solo)</i>			
<b>DE</b>	<b>80</b>	<b>Henry Pierce</b>	<b>6-1</b>	<b>180lbs</b>	<b>JR</b>
		<i>43 total tackles (20 solo); 6 for loss, 3 sacks</i>			
	19	Justin Mustard	6-0	150lbs	Soph
		<i>8 total tackles (2 solo); 1 for loss</i>			
<b>OLB</b>	<b>1</b>	<b>Traten Poling</b>	<b>6-0</b>	<b>180lbs</b>	<b>Soph OR...</b>
		<i>21 total tackles (13 solo); 1 for loss</i>			
	<b>29</b>	<b>Conner Ruff</b>	<b>5-10</b>	<b>190lbs</b>	<b>SR</b>
		<i>8 total tackles (4 solo); 1 for loss</i>			
<b>ILB</b>	<b>28</b>	<b>Colton Ruff</b>	<b>5-10</b>	<b>195lbs</b>	<b>SR</b>
		<i>44 total tackles (28 solo); 5 for loss, 2 sacks</i>			
	50	Carson Hodson	6-0	185lbs	Soph
		<i>5 total tackles (4 solo); 1 for loss</i>			
<b>ILB</b>	<b>58</b>	<b>Quinn Walsh</b>	<b>6-0</b>	<b>195lbs</b>	<b>JR</b>
		<i>31 total tackles (17 solo); 4 for loss</i>			
	29	Conner Ruff	5-10	190lbs	SR
		<i>8 total tackles (4 solo); 1 for loss</i>			
<b>OLB (Adj)</b>	<b>2</b>	<b>Jonny McClelland</b>	<b>6-0</b>	<b>165lbs</b>	<b>JR</b>
		<i>44 total tackles (29 solo); 2 for loss, 2 PBU, 3 INTs</i>			
	6	Jared Justice	6-0	200lbs	Soph
		<i>19 total tackles (12 solo)</i>			
<b>CB</b>	<b>13</b>	<b>Brandon Heft</b>	<b>6-2</b>	<b>150lbs</b>	<b>JR</b>
		<i>7 total tackles (4 solo)</i>			
	10	Ian Frasure	5-10	150lbs	JR
		<i>6 total tackles (5 solo)</i>			
<b>CB</b>	<b>3</b>	<b>Garrett Mace</b>	<b>5-10</b>	<b>160lbs</b>	<b>SR</b>
		<i>16 total tackles (10 solo); 6 PBUs, INT</i>			
	10	Ian Frasure	5-10	150lbs	JR
		<i>6 total tackles (5 solo)</i>			
<b>FS</b>	<b>9</b>	<b>Colten Castle</b>	<b>5-9</b>	<b>135lbs</b>	<b>SR</b>
		<i>34 total tackles (19 solo); 3 PBUs, 3 INTs</i>			
	10	Ian Frasure	5-10	150lbs	JR
		<i>6 total tackles (5 solo)</i>			

**2019 Logan Varsity Football Stats**

TEAM STATS	LHS	OPP
First Downs	99	96
Plays from Scrimmage	379	357
Rushing (Plays-Yards)	312-1209	215-761
Passing Yards	516	1261
Total Yards	1725	2022
Passes (Comp-Att-Yards)	42-67-4	78-142-8
Fumbles (No.-Lost)	12-8	13-6
Penalties (No.-Yards)	42-368	41-319

LOG – 28 – 37 – 21 – 20 – 106

OPP – 27 – 52 – 49 – 30 – 158

**Rushing Leaders**

Player	Attempts	Yards	TDs	Yards/Carry
Caden McCarty	135	615	9	4.56
Braeden Spatar	124	448	1	3.61
Jared Justice	13	48	1	3.69
Jonny McClelland	8	39	0	4.87
Traten Poling	9	29	0	3.22
Brandon Heft	2	22	0	11.00
Ian Frasure	5	22	0	4.40
Colton Ruff	4	15	0	3.75
Chase Sharp	1	3	0	3.00
Colten Castle	1	2	0	2.00
Trace Sigafoose	1	2	0	2.00
(team)	7	(-31)	-	-

**Passing Leaders**

Player	Comp.	Attempts	Yards	TDs	INTs
Braeden Spatar	41	65	516	3	4
Ian Frasure	1	2	0	0	0

**Receiving Leaders**

Player	Rec.	Yards	TDs
Garrett Mace	17	222	0
Colten Castle	13	180	3
Jonny McClelland	5	49	0
Traten Poling	3	32	0
Colton Ruff	2	25	0
Ian Frasure	1	7	0
Caden McCarty	1	1	0

**Scoring Stats**

Player	TDs	PAT	2P	FG	Total Points
Caden McCarty	9	0	0	0	54
Colten Castle	4	0	1	0	26
Zach Chapin	0	7	0	1	10
Braeden Spatar	1	0	0	0	6
Jared Justice	1	0	0	0	6
Israel Bookman	0	3	0	0	3
Ian Frasure	0	1	0	0	1

**2019 Meigs Varsity Football Stats**

TEAM STATS	MHS	OPP
First Downs	83	131
Plays from Scrimmage	324	385
Rushing (Plays-Yards)	174-662	285-1818
Passing Yards	1243	1119
Total Yards	1905	2937
Passes (Comp-Att-Yards)	74-150-6	64-100-0
Fumbles (No.-Lost)	4-2	7-3
Penalties (No.-Yards)	42-340	45-475

MEI – 14 – 045 – 37 – 31 – 127  
 OPP – 58 – 111 – 49 – 63 – 281

**Rushing Leaders**

Player	Attempts	Yards	TDs	Yards/Carry
Noah Metzger	45	211	0	4.69
Jake McElroy	31	168	2	5.42
Coulter Cleland	63	153	2	2.43
Abe Lundy	24	101	2	4.21
Robert Dixon	5	42	1	10.40
Wyatt Hoover	2	13	0	6.50
Jeffrey Fitzwater	1	7	0	7.00

TEAM 1 (-13) - -

**Passing Leaders**

Player	Comp.	Attempts	Yards	TDs	INTs
Coulter Cleland	74	149	1243	11	5
Kolten Thomas	0	1	0	0	1

**Receiving Leaders**

Player	Rec.	Yards	TDs
Wyatt Hoover	22	377	4
Cameron Burnem	12	160	1
Abe Lundy	11	340	5
Landon Acree	9	109	0
Wes Metzger	6	96	0
Noah Metzger	6	79	1
Jake McElroy	5	66	0
Logan Eskew	2	1	0
Robert Dixon	1	5	0

**Scoring Stats**

Player	TDs	PAT	2P	FG	Total Points
Abe Lundy	7	0	0	0	42
Wyatt Hoover	4	0	0	0	24
Cameron Burnem	1	7	0	0	13
Coulter Cleland	2	0	0	0	12
Landon Acree	2	0	0	0	12
Jake McElroy	2	0	0	0	12
Noah Metzger	1	0	0	0	6
Robert Dixon	1	0	0	0	6



## **Logan Football Individual and Team Records**



### *Individual Records*

#### **Passing**

**Most Attempts, Game**

**Most Attempts, Season**

**Most Attempts, Career**

Lane Little, 40, vs Lancaster, 2014

Patrick Angle, 302, 2009

Patrick Angle, 596, 2007-2009

**Most Completions, Game**

**Most Completions, Season**

**Most Completions, Career**

Patrick Angle, 27 vs Pick. North, 2009

Patrick Angle, 193, 2009

Patrick Angle, 377, 2007-2009

**Most Passing Yards, Game**

**Most Passing Yards, Season**

**Most Passing Yards, Career**

Patrick Angle, 324 at Pick. North, 2008

Patrick Angle, 2546, 2009

Patrick Angle, 5,112, 2007-2009

**Most Passing TDs, Game**

**Most Passing TDs, Season**

**Most Passing TDs, Career**

Lane Little, 5, vs Cambridge, 2015

Lane Little, 5, at Gallipolis, 2015

Lane Little, 30, 2015

Patrick Angle, 51, 2007-2009

**Best Completion %, Game (Atleast 10 att)**

**Best Completion %, Season (Atleast 100 att)**

**Best Completion %, Career (Atleast 200 att)**

Patrick Angle, 1.00 (15-15), at Hamilton Twp, 2009

Patrick Angle, .639, 2009

Patrick Angle, .632, 2009

**Fewest INTs, Season (atleast 70 att)**

**Fewest INTs, Career (atleast 300 att)**

**Consecutive passes w/o an interception**

Nick Kost, 0 INTs, 2013

Lane Little, 8, 2015

Patrick Angle, 129 passes, 2009

**Most Consecutive Completed Passes, Season**

**Most Consecutive Completed Passes, Game**

**Longest Completion (for Touchdown)**

Patrick Angle, 17, vs Hamilton Twp (15) & Gallia Academy (2), 2009

Patrick Angle, 15, vs Pickerington North, 2009

Patrick Angle, 15, at Hamilton Township, 2009

Chad Zimmerman, 96 yards v. Warren, 1994

#### **Rushing**

**Most Rushing Yards, Game**

**Most Rushing Yards, Season**

**Most Rushing Yards, Career**

Austin Rohr, 398 vs Marietta, 2003

Derek Harden, 1670, 2000

Kelly Wolfe, 3837, 1983-1986

**Most Rushing Attempts, Game**

**Most Rushing Attempts, Season**

**Most Rushing Attempts, Career**

Justin Frye, 42 vs Marietta, 2006

Derek Harden, 280, 2000

Kelly Wolfe, 638, 1983-1986

**Most Rushing TDs, Game**

**Most Rushing TDs, Season**

**Most Rushing TDs, Career**

Derek Harden, 6 vs Athens, 2001

Isaac Schmeltzer, 6 vs Warren, 2013

Derek Harden, 28, 2000

Derek Harden, 50, 1999-2001

**Yards per carry, Game**

**Yards per carry, Season**

**Yards per carry, Career**

John Cosgrove, 21.25 vs New Lex., 1994

John Cosgrove, 9.58, 1994

Bryce McBride, 8.43, 2013-2015

**Most 100 yard games, Season**

**Most 200 yard games, Season**

**Most 200 yard games, Career**

Wayne Bateman, 9, 1999

Derek Harden, 9, 2000

Justin Frye, 5, 2006

Austin Rohr, 6, 2001-2003

Justin Frye, 6, 2006-2007



LoganFootball.com Media Guide/Game Notes 17  
Week Eight VS Meigs

**Longest Run From Scrimmage (for TD)**

Larry Bainter, 99 yards vs Middleport, 1960  
Bryce McBride, 99 yards vs Portsmouth, 2013

**Receiving**

**Most Receptions, Game**  
**Most Receptions, Season**  
**Most Receptions, Career**

Zach McDaniel, 14, vs Pickerington North, 2008  
Mason Mays, 60, 2009  
Mason Mays, 121, 2007- 2009

**Most Receiving Yards, Game**  
**Most Receiving Yards, Season**  
**Most Receiving Yards, Career**

DJ Conrad, 260 vs Miami Trace, 1985  
Isaiah Smith, 1,044, 2015  
Mason Mays, 1,779, 2007-2009

**Most TD Receptions, Game**  
**Most TD Receptions, Season**  
**Most TD Receptions, Career**  
**Longest Reception (for TD)**

Eric Cox, 4 vs River Valley, 1994  
Isaiah Smith, 18, 2015  
Isaiah Smith, 28, 2013-2015  
Eric Cox, 96 yards vs Warren, 1994

**Scoring**

**Most Points, Game**  
**Most Points, Season**  
**Most Points, Career**

Isaac Schmeltzer, 42 points, vs Warren 2013  
Derek Harden, 176, 2000  
Derek Harden, 308, 1999-2001

**Most TDs, Game**  
**Most TDs, Season**

Isaac Schmeltzer, 7, vs Warren 2013  
John Cosgrove, 29, 1994  
Derek Harden, 29, 2000  
Derek Harden, 51, 1999-2001

**Most TDs, Career**

**Kicking Points, Game**

Jordan Jackson, 10 vs Marietta, 1993

**Kicking Points, Season**

Matt Shaw, 10 at Warren, 1999  
Adam Puhl, 68, 2000

**Kicking Points, Career**

Derek Montgomery, 68, 2009  
Matt Shaw, 123, 1997-1999

**Kicking**

**Most PATs, Game**  
**Most PATs, Season**  
**Most PATs, Career**

Adam Puhl, 9 vs Jackson, 2000  
Adam Puhl, 65, 2000  
Adam Puhl, 104, 2000-2001

**Most FGs, Game**

Eleven Times at 2, Most recent was Derek Montgomery vs Warren, 2010 and Zanesville 2009

**Most FGs, Season**  
**Most FGs, Career**

Josh Jackson, 11, 1991  
Derek Montgomery, 16, 2009-2010

**Longest FG Made**  
**Longest Punt**

Josh Jackson, 47 yds vs Zanesville, 1991  
Johnny Conrad, 63 yds vs Pt. Pleasant, 2000  
Joe Karshner, 70 yds at Jackson, 1938

**Interceptions**

**Most INTs, Game**

Mutiple Tied at 3, most recent Lucas Wright vs. Portsmouth 2007

**Most INTs, Season**

Greg Poston, 11, 1967  
Chad Zimmerman, 11, 1993

**Most INTs, Career**  
**Longest INT Return**

Lucas Wright, 17, 2005-2007  
Evan DeLong, 101 yards, vs Loudonville 2013

**Kick Returns**

**Longest Kick-Off Return (for TD)**

Bill Shaw, 95 yards, vs Glouster 1939  
Alex Clutter, 95 yds, at Watkins Mem., 1995  
Isaac Schmeltzer, 95 yds, vs Teays Valley, 2013  
Nick Maniskas, 87 yards vs Jackson, 1987

**Longest Punt Return (for TD)**

LoganFootball.com Media Guide/Game Notes 18  
Week Eight VS Meigs

**Miscellaneous**

**Most Consecutive Games Played**

Robbie Johnson, 37 games, 1960-1963

Bob Stewart, 37 games, 1960-1963

Dean Jordan, 89 yards, vs Lancaster, 2014

**Longest fumble return (for TD)**

*Team Records*

**Passing**

**Most Attempts, Game**

42, vs Lancaster, 2014

**Most Attempts, Season**

336, 2009

**Most Passing Yards, Game**

390, at Gallia Academy, 2009

**Most Passing Yards, Season**

2832, 2009

**Most Completions, Game**

28 vs Pickerington North, 2009

**Most Completions, Season**

209, 2009

**Most Passing TDs, Game**

5, 3X, most recent at Gallipolis, 2015

**Most Passing TDs, Season**

28, 2009

**Rushing**

**Most Rushing Attempts, Game**

74, vs New Lexington, 1980

**Most Rushing Attempts, Season**

553, 2000

**Most Rushing Yards, Game**

562, vs Portsmouth, 2013

**Most Rushing Yards, Season**

3050, 2000

**Most Rushing TDs, Game**

9, at Warren, 2006

**Most Rushing TDs, Season**

49, 2000

**Total Yardage**

**Most Total Yardage, Game**

649, at Athens, 2015

**Most Total Yardage, Season**

4974, 2000

**Scoring**

**Most Points, Quarter**

42 vs Marietta, 2007

**Most Points, Game**

81 vs New Lexington, 1920

**Most Points, Season**

519, 2000

**Least Points, Season**

21, 1929

**Most Points Allowed, Game**

62 vs Columbus West, 1930

**Most Points Allowed, Season**

337, 2017

**Least Points Allowed, Season**

12, 1933

**Victories**

**Most Wins, Season**

12

**Most Consecutive Wins**

18, 1963-1965

**Most Consecutive Wins, Reg. Season**

29, 1999-2001

29, 2007-2009

**Most Consecutive SEOAL Wins**

34, 2004-2009

**Largest Winning Margin**

81 vs New Lexington, 1920

**Largest Win via Shut-Out**

81-0 vs New Lexington, 1920

**Defeats**

**Most Losses, Season**

9, 2011

**Most Consecutive Losses**

**11; 2018-19**

**Largest Losing Margin**

59, at Athens, 1919

**Largest Loss via Shut-Out**

59-0 at Athens, 1919

**First Downs**

**Most 1<sup>st</sup> Downs, Game**

27, vs Athens, 1986

27, at Athens, 2015

**Most 1<sup>st</sup> Downs, Season**

262, 2000

**Logan Football Starting Line-Up (10/18/2019 VS Meigs)**

*Offense*

QB	7	Braeden Spatar	5-10	180lbs	SR	
RB	28	Colton Ruff	5-10	195lbs	SR	
RB	6	Jared Justice	6-0	200lbs	Soph	
SL	2	Jonny McClelland	6-0	165lbs	JR	<b>OR...</b>
SL	1	Traten Poling	6-0	180lbs	Soph	
R	9	Colten Castle	5-9	135lbs	SR	
R	3	Garrett Mace	5-10	160lbs	SR	
RT	78	Keiton Arledge	6-2	295lbs	Soph	
RG	65	Trevor Wyckoff	6-1	285lbs	SR	
C	79	Carson Miller	5-9	240lbs	SR	
LG	55	Sam Kisor	5-11	220lbs	SR	
LT	66	Logan Vincent	6-2	265lbs	SR	<b>OR...</b>
LT	73	Dakota Banik	6-1	270lbs	SR	

**Other Offensive Players:**

QB/R	10	Ian Frasure	5-10	150lbs	JR
R	13	Brandon Heft	6-2	150lbs	JR
TE	34	Nick Anderson	6-1	210lbs	SR
OL	58	Quinn Walsh	6-0	195lbs	JR
TE	80	Henry Pierce	6-1	180lbs	JR

*Defense*

DE	34	Nick Anderson	6-1	210lbs	SR	
NG	51	Josh Chapin	5-11	240lbs	SR	
DT	73	Dakota Banik	6-1	270lbs	SR	
DE	80	Henry Pierce	6-1	180lbs	JR	
OLB	1	Traten Poling	6-0	180lbs	Soph	
ILB	28	Colton Ruff	5-10	195lbs	SR	
ILB	58	Quinn Walsh	6-0	195lbs	JR	<b>OR...</b>
ILB	29	Conner Ruff	5-10	190lbs	SR	
ADJ	2	Jonny McClelland	6-0	165lbs	JR	
CB	10	Ian Frasure	5-10	150lbs	JR	<b>OR...</b>
CB	13	Brandon Heft	6-2	150lbs	JR	
CB	3	Garrett Mace	5-10	160lbs	SR	
FS	9	Colten Castle	5-9	135lbs	SR	

**Other Defensive Players:**

LB/DB	6	Jared Justice	6-0	200lbs	Soph
DE	19	Justin Mustard	6-0	150lbs	Soph
DL	76	Mason Linton	5-9	260lbs	Soph

**Specialists:**

PK	17	Zach Chapin	6-0	170lbs	Frosh
HO	9	Colten Castle	5-9	135lbs	SR
LS	58	Quinn Walsh	6-0	195lbs	JR
P	10	Ian Frasure	5-10	150lbs	JR
LS	50	Carson Hodson	6-0	185lbs	Soph
KR/PR	2	Jonny McClelland	6-0	165lbs	JR
KR/PR	3	Garrett Mace	5-10	160lbs	SR

**Meigs Football Starting Line-Up (10/18/2019 AT Logan)**

*Offense*

QB	2	Coulter Cleland	6-1	185lbs	Soph	
RB	44	Noah Metzger	5-11	185lbs	JR	
R	7	Cameron Burnem	5-9	155lbs	SR	
R	8	Wes Metzger	6-2	150lbs	Soph	
R	25	Landon Acree	5-11	165lbs	SR	<b>OR ....</b>
R	80	Kyler Ashburn	6-1	145lbs	SR	
R/TE	9	Wyatt Hoover	5-2	195lbs	JR	
RT	60	Matt Gilkey	5-8	190lbs	SR	
RG	69	Morgan Roberts	6-1	200lbs	Soph	
C	57	Caleb Burnum	5-11	220lbs	Soph	
LG	78	Ethan Watson	6-1	218lbs	SR	
LT	76	Drake Hall	6-2	201lbs	SR	

**Other Offensive Players:**

R	4	Tucker Smith	5-11	150lbs	SR
R	10	Robert Dixon	5-7	160lbs	Frosh
R	11	Jake McElroy	5-8	178lbs	Soph
RB	42	Abe Lundy	6-0	230lbs	JR
OL	72	Andrew Dodson	6-2	245lbs	Soph
OL	75	Jaret Fackler	5-10	206lbs	Soph

*Defense*

DE	44	Noah Metzger	5-11	186lbs	JR	
DT	76	Drake Hall	6-2	201lbs	SR	
DT	71	Walker Mayer	6-2	350lbs	Frosh	
DE	78	Ethan Watson	6-1	218lbs	SR	
OLB	8	Wes Metzger	6-2	150lbs	Soph	
ILB	42	Abe Lundy	6-0	230lbs	JR	
ILB	69	Morgan Roberts	6-1	200lbs	Soph	
OLB	9	Wyatt Hoover	6-2	195lbs	JR	
CB	14	Tyler Wolfe	5-10	138lbs	SR	
CB	80	Kyler Ashburn	5-1	145lbs	SR	<b>OR ....</b>
CB	7	Cameron Burnem	5-9	155lbs	SR	
S	25	Landon Acree	5-11	165lbs	SR	<b>OR ....</b>
S	20	Matt Barr	5-9	140lbs	Frosh	

**Other Defensive Players:**

DB	3	Jeffrey Fitzwater	5-11	140lbs	SR
DB	4	Tucker Smith	5-11	150lbs	SR
OLB	10	Robert Dixon	5-7	160lbs	Frosh
OLB	11	Jake McElroy	5-8	178lbs	Soph
DB	26	Blake Pitchford	6-0	140lbs	Soph
DL	52	Bryson McCoy	5-7	203lbs	JR
ILB	60	Matt Gilkey	5-8	190lbs	SR
DL	73	Corey Dotson	5-8	260lbs	Frosh
DL	75	Jaret Fackler	5-10	206lbs	Soph

**Specialists:**

PK	57	Caleb Burnum	5-11	220lbs	Soph
HO	7	Cameron Burnem	5-9	155lbs	SR
LS	72	Andrew Dodson	6-2	245lbs	Soph
P	11	Jake McElroy	5-8	178lbs	Soph
KR/PR	10	Robert Dixon	5-7	160lbs	Frosh