




VS


LOGAN (4-5)     HAMILTON TWP (4-5)

**NOV. 1, 2019 - 7:00 PM**

LOGAN CHIEFTAIN STADIUM  
LOGAN  
SENIOR NIGHT

3RD MEETING -- LOGAN LEADS 2-0 -- LOGAN WON 49-7 IN  
2009

Sp Adobe Spark

## Table of Contents

Pg. 2	“The Last Time...”
Pg. 3	Logan Chieftain Stadium Records
Pgs. 4-5	LHS Varsity Schedule and Match-up Facts
Pgs. 6-7	Logan Varsity Roster, Coaches, Facts, Varsity/JV/Frosh Schedules
Pgs. 8-9	Hamilton Twp Varsity Roster, Coaches, Varsity Schedule
Pg. 9	Series History
Pg. 10-11	Game Notes
Pgs. 12-13	Logan two-deep
Pg. 14	Logan Stats
Pg. 15	Hamilton Twp. Stats
Pgs. 16-18	Logan HS individual & team records
Pg. 19	Logan projected starting line-up
Pg. 20	Hamilton Twp. projected starting line-up

## **Div. II, Reg. 8 Standings**

1. Harrison	8-1	27.8111
2. Cincinnati Turpin	9-0	27.5111
3. Cincinnati La Salle	7-2	25.6581
4. Columbus St. Francis DeSales	8-1	23.3788
5. Xenia	8-1	23.2556
6. Canal Winchester	8-1	21.6611
7. Columbus Walnut Ridge	9-0	21.5000
8. Cincinnati Winton Woods	6-3	20.7611
-		
9. Cincinnati Anderson	6-3	20.3222
.....		
16. Logan	4-5	9.0333

## **Chieftain Opponents:**

Tri-Valley AT Maysville  
 Teays Valley AT Bloom-Carroll  
 Jackson VS Chillicothe  
 Sheridan AT Morgan  
 Athens VS Nelsonville-York  
 Zanesville AT Marietta  
 Meigs 30, Alexander 7 (Thursday)



## Logan Football “The last time ....”

Last kick-off return for TD:	2015, Jenson Wallace, 89-yards, at Nelsonville-York
Last opponent kick-off return for TD:	2018, Carson Simpkins, 84-yards, vs Tri-Valley
Last punt return for TD:	2015, Brady Walsh, 58-yards, at Gallipolis
Last opponent punt return for TD:	2017, Blaze Bean, 39-yards, vs Teays Valley
Last interception return for TD:	<b>2019, Colten Castle, 60-yards, at Athens</b>
Last opponent interception return for TD:	<b>2019, Evan Spires, 20 yards, at Jackson</b>
Last fumble return for TD:	2017, Conner Ruff, 0-yards, vs Meigs
Last opponent fumble return for TD:	2018, Zach McCain, 4-yards, vs Garfield Hts
Last blocked punt return for TD:	2014, Josh Rardain, 0-yards, at Meigs
Last opponent blocked punt return for TD:	2018, Ty'Riek Smith, 31 yards, vs Garfield Hts
Last time Logan kicked a field goal:	<b>2019, Zach Chapin, 24-yards, at Athens</b>
Last time an opponent kicked a field goal:	<b>2019, Gabe Dolen, 20-yards, vs Zanesville</b>
Last time Logan recorded a safety:	2010, bad snap kicked out of endzone by QB, at Warren
Last time an opponent recorded a safety:	2017, punter tackled in endzone, at Chillicothe
Last 200+ yard rushing game:	2018, Preston Yates, 243 yards, at Waverly
Last opponent 200+ yard rushing game:	2017, Dylan Caldwell, 202 yards, at Hamilton Ross
Last time 2 players rushed for 100+ yards:	<b>2019, Caden McCarty (157) and Braeden Spatar (117) at Chillicothe</b>
Last time opp. had 2 players rush for 100+ yards:	2014, Jerry King (163), Ryan Fitchpatrick (120), and Harrison Taylor (110), vs Lancaster
Last player to rush for 3 or more TDs:	<b>2019, Braeden Spatar (3), vs Meigs</b>
Last opposing player to rush for 3 or more TDs:	<b>2019, Jordan Pantaleo (3), at Tri-Valley</b>
Last 250+ yard passing game:	2015, Lane Little (259), at Gallipolis
Last opponent 250+ yard passing game:	<b>2019, Ben Everson (385), vs Zanesville</b>
Last player to throw for 3+ touchdowns:	2018, Braeden Spatar (3), at Meigs
Last opposing player to throw for 3+ touchdowns:	<b>2019, Ben Everson (3), vs Zanesville</b>
Last time Logan scored 50+ points:	Aug. 28, 2015 – at Athens, 61-49 win
Last time an opponent scored 50+ points:	Oct. 14, 2016 – vs St. Francis DeSales 7-54 loss
Last time Logan recorded a shut-out:	Oct. 21, 2016 – vs Hamilton Ross, 23-0 win
Last time an opponent recorded a shut-out:	Oct. 12, 2018 – vs Garfield Heights, 0-48 loss

## Logan Chieftain Stadium Records

Chieftains' Overall Record at "The Chief" – 29-32

### Individual Records

#### Rushing

Most Rushing Yards  
Most Rushing Attempts  
Most Rushing TDs

275, Isaac Schmeltzer vs Warren, 2013  
35, Daniel Bangura (Harvest Prep) vs Waterford, 2016  
6, Jaylon Brown (St. Clairsville) vs Piketon, 2012  
6, Isaac Schmeltzer vs Warren, 2013  
99, Bryce McBride vs Portsmouth, 2013

Longest Run from Scrimmage:

#### Passing

Most Passing Yards  
Most Completions  
Most Attempts  
Most Passing TDs

469, Grant Russell (Newark), 2013  
27, Patrick Angle, vs Pickerington North, 2009  
43, Joe Burrow (Athens), vs Marion-Franklin, 2013  
5, Joe Burrow (Athens), vs St. Francis DeSales, 2014  
5, Lane Little, vs Cambridge, 2015  
92, Kelly Long to Sean Wotring, vs Jackson, 2011

Longest Completion

#### Receiving

Most Receptions

14, Zach McDaniel, vs Pickerington North, 2009  
14, Darius Shackelford (Newark), 2013  
269, Darius Shackelford (Newark), 2013  
3, Four times, most recent:  
Blayze Taylor (Tri-Valley), vs Tri-Valley, 2018  
92, Sean Wotring from Kelly Long, vs Jackson, 2011

Most Receiving Yards  
Most Touchdown Receptions

Longest Reception

#### Special Teams

Longest Kick-off return for TD  
Longest Punt return for TD  
Longest Field Goal

97, Johnnie Charles (Portsmouth), 2013  
76 yards, Chris McNally (St. Francis DeSales), 2016  
52 yards, Domonic DiMaccio (DeSales), 2016

#### Defensive

Most Interceptions

2, three times, most recent:  
Cameron Cook (Chillicothe), vs Chillicothe, 2018  
101, Evan DeLong, vs Loudonville, 2013

Longest Interception Return for TD

#### Miscellaneous

Longest Play from Scrimmage  
Longest fumble return for touchdown  
Most Total Touchdowns

99, Bryce McBride run vs Portsmouth 2013  
89, Dean Jordan, vs Lancaster, 2014  
7, Isaac Schmeltzer vs Warren, 2013

#### Team Records

Most Rushing Yards  
Most Passing Yards  
Most Total Yards  
Most Combined Rushing Yards  
Most Combined Passing Yards  
Most Combined Total Yards

562, Logan vs Portsmouth, 2013  
469, Newark vs Logan, 2013  
589, Logan vs Portsmouth, 2013  
715, Logan vs Portsmouth, 2013  
617, Logan vs Cambridge, 2015  
974, Logan vs Portsmouth, 2013

#### Scoring

Most Points in a Game  
Most Points (Combined)  
Most Points in a Quarter (1 team)

59, St Clairsville 59, Piketon 27, 2012  
107, Athens 55, Tri-Valley 52 (OT), 2013  
30, Logan 30, Chillicothe 7, 2009  
30, Dublin Jerome 30, Logan 0 - 2016  
37, Logan 30, Chillicothe 7, 2009

Most Points in a Quarter (combined)

#### Logan Wins

First Win  
Largest Winning Margin  
Largest Winning Margin (via Shut-Out)  
Consecutive Wins

Aug. 22, 2008 vs Lancaster (35-10)  
45, vs Marietta 48-3; 2009  
42, vs Warren 42-0; 2008  
12 (Aug, 22, 2008-Aug. 27, 2010)




#### Logan Losses











First Loss  
Largest Losing Margin  
Largest Losing Margin (via Shut-Out)

Aug. 27, 2010 vs Lancaster (37-24)  
58, vs Dublin Jerome (58-0), 2016  
58, vs Dublin Jerome (58-0), 2016



**2019 Logan Chieftains Varsity Football Schedule**

 <b>Tri-Valley Scotties</b>	<p><b>Aug. 30, 2019</b>                      7:00 PM  <b>AT Jack Anderson Stadium</b>                      Dresden, OH</p>	 <b>Tri-Valley Scotties</b>
<p><b>3<sup>rd</sup> Meeting ----- Last Meeting: 2019 (7-35 loss) ----- Tri-Valley leads 3-0 ----- TV won the last three meetings</b></p>		
 <b>Teays Valley Vikings</b>	<p><b>Sept. 6, 2019</b>                      7:00 PM  <b>AT Logan Chieftain Stadium</b>                      Logan, OH</p>	 <b>Teays Valley Vikings</b>
<p><b>7<sup>th</sup> Meeting ----- Last Meeting: 2019 (7-10 loss)----- Teays Valley leads 6-1 ----- TV has won four straight</b></p>		
 <b>Jackson Ironmen</b>	<p><b>Sept. 13, 2019</b>                      7:00 PM  <b>AT Alumni Stadium</b>                      Jackson, OH</p>	 <b>Jackson Ironmen</b>
<p><b>96<sup>th</sup> Meeting ----- Last Meeting: 2019 (07-28 loss) ----- Series tied 46-46-4 ----- Jackson has won four straight</b></p>		
 <b>Sheridan Generals</b>	<p><b>Sept. 20, 2019</b>                      7:00 PM  <b>AT Logan Chieftain Stadium</b>                      Logan, OH</p>	 <b>Sheridan Generals</b>
<p><b>3<sup>rd</sup> Meeting ----- Last Meeting: 2019 (7-14 loss) ----- Sheridan leads 3-0 ----- Sheridan won the last three meetings</b></p>		
 <b>Chillicothe Cavaliers</b>	<p><b>Sept. 26, 2019</b>                      7:06 PM  <b>AT Herrnstein Field</b>                      Chillicothe, OH</p>	 <b>Chillicothe Cavaliers</b>
<p><b>17<sup>th</sup> Meeting ----- Last Meeting: 2019 (18-7 win) ----- Chillicothe leads 9-8 ----- Logan won the last meeting</b></p>		

 <b>Athens Bulldogs</b>	<b>Oct. 4, 2019</b> 7:30 PM <b>AT R. Basil Rutter Field</b> The Plains, OH	 <b>Athens Bulldogs</b>
93 <sup>rd</sup> Meeting ----- Last Meeting: 2019 (46-20 win) ----- Logan leads 52-36-5 ----- Logan won the last meeting		
 <b>Zanesville Blue Devils</b>	<b>Oct. 11, 2019</b> 7:00 PM <b>AT Logan Chieftain Stadium</b> Logan, OH	 <b>Zanesville Blue Devils</b>
24 <sup>th</sup> Meeting ----- Last Meeting: 2019 (14-44 loss) ----- Zanesville leads 14-10 ----- Zanesville won the last three meetings		
 <b>Meigs Marauders</b>	<b>Oct. 18, 2019</b> 7:00 PM <b>AT Logan Chieftain Stadium</b> Logan, OH	 <b>Meigs Marauders</b>
20 <sup>th</sup> Meeting ----- Last Meeting: 2019 (39-19 win) ----- Logan leads 12-7-1 ----- Logan won the last three meetings		
 <b>Maysville Panthers</b>	<b>Oct. 25, 2019</b> 7:00 PM <b>AT Maysville Athletic Complex</b> Zanesville, OH	 <b>Maysville Panthers</b>
3 <sup>rd</sup> Meeting ----- Last Meeting: 2019 (49-7 win) ----- Logan leads 2-0 ----- Logan won the last two meetings		
 <b>Hamilton Twp. Rangers</b>	<b>Nov. 1, 2019</b> 7:00 PM <b>AT Logan Chieftain Stadium</b> Logan, OH	 <b>Hamilton Twp. Rangers</b>
3 <sup>rd</sup> Meeting ----- Last Meeting: 2009 (49-7 win) ----- Logan leads 2-0 ----- Logan won the last two meetings		



**2019 Logan Chieftains Varsity Football Roster**

No.	Name	Class	Height	Weight	Position
1	Traten Poling	10	6-0	180	WR/LB
2	Jonny McClelland	11	6-0	165	WR/LB Capt.
3	Garrett Mace **	12	5-10	160	WR/DB
5	Israel Bookman **	12	5-10	130	K
6	Jared Justice	10	6-0	200	RB/DB
7	Braeden Spatar **	12	5-10	180	QB/LB Capt.
8	Nick Hazelwood	11	5-11	150	WR/DB
9	Colten Castle *	12	5-9	135	WR/DB
10	Ian Frasure	11	5-10	150	QB/DB
11	Owen Angle	10	6-0	165	TE/LB
12	Trace Sigafoose	10	5-7	150	WR/DB
13	Brandon Heft	11	6-2	150	QB/DB
17	Zach Chapin	9	6-0	170	K
18	TJ Brown	10	5-4	120	WR/DB
19	Justin Mustard	10	6-0	150	WR/DL
20	Cody Hatfield	10	6-0	160	WR/DB
21	Nathaniel Taylor	11	5-10	130	WR/DB
22	Parker Vasko	12	5-9	160	WR/DB
24	Caden McCarty	11	6-0	170	RB/LB
25	Wyatt Jordan	10	5-8	220	RB/LB
26	Chase Sharp	10	5-4	130	WR/DB
27	Robby Leffler	9	6-0	155	TE/DL/P
28	Colton Ruff ***	12	5-10	195	RB/LB Capt.
29	Conner Ruff ***	12	5-10	190	RB/LB Capt.
34	Nick Anderson *	12	6-1	210	TE/DL
38	Cody Carrell	11	5-8	165	RB/LB
50	Carson Hodson	10	6-0	185	OL/DE
51	Josh Chapin *	12	5-11	240	TE/DL
52	Jacob DeWitt	12	5-10	220	OL/LB
54	Tyler Kost	11	6-0	185	OL/DL
55	Sam Kisor **	12	5-11	220	OL/DL
58	Quinn Walsh	11	6-0	195	OL/LB
61	Isaiah Campbell	10	6-2	230	OL/DL
62	Lane Welker	11	6-3	275	OL/DL
64	Eli Woltz	10	5-10	280	OL/DL
65	Trevor Wyckoff **	12	6-1	285	OL/DL
66	Logan Vincent	12	6-2	265	OL/DL
73	Dakota Banik	12	6-1	270	OL/DL
76	Mason Linton	10	5-9	260	OL/DL
78	Keiton Arledge	10	6-2	295	OL/DL
79	Carson Miller	12	5-9	240	OL/DL
80	Henry Pierce *	11	6-1	180	TE/DL
83	Kenton Nestor	10	5-7	140	WR/DB
84	Christian Blount	10	5-11	155	RB/DL
88	Izaak Buchanan	12	5-10	155	WR/DB

\* = Letters Earned

Capt = Full-time team captain

**All-Time School Record:** 572-396-37; 26 league titles, 8 OHSAA playoff apps.

**Head Coach:** Mike Eddy (Fairmont State University, 1<sup>st</sup> season at LHS, 4-5 record; 56-57 overall)

**Asst. Coaches:** Jim Huntsberger (Special teams coordinator; wide receivers, defensive ends); Justin Pack (**LHS '05**; running backs & outside linebackers, Freshman coach); Josh Sturgell (**LHS '04**; tight ends & outside linebackers); Pat Walsh (**LHS '89**; offensive line & inside linebackers); Kelly Wolfe (**LHS '87**; offensive coordinator; quarterbacks & defensive backs); Tim Woodgeard (**LHS '95**; offensive line, defensive tackles, Freshman coach)

## 2019 Varsity Football Schedule

Date	Opponent	Location	Time-Result
Aug. 30	Tri-Valley	Tri-Valley	Loss, 07-35
Sept. 6	Teays Valley	<b>Logan</b>	Loss, 07-10
Sept. 13	Jackson	Jackson	Loss, 07-28
Sept. 20	Sheridan	<b>Logan</b>	Loss, 07-14
Sept. 26	Chillicothe	Chillicothe	<b>WIN, 18-07</b>
Oct. 4	Athens	Athens	<b>WIN, 46-20</b>
Oct. 11	Zanesville	<b>Logan</b>	Loss, 14-44
Oct. 18	Meigs	<b>Logan</b>	<b>WIN, 39-19</b>
Oct. 25	Maysville	Maysville	<b>WIN, 14-12</b>
Nov. 1	Hamilton Township	<b>Logan</b>	7:00 PM

## 2019 Junior Varsity Schedule

Date	Opponent	Location	Time-Result
Sat. 8/31	Tri-Valley	<b>Logan</b>	Loss, 16-22
Sat. 9/7	Teays Valley	Teays Valley	<b>WIN, 36-00</b>
Mon. 9/16	Jackson	<b>Logan</b>	<b>WIN, 40-16</b>
Sat. 9/21	Sheridan	Sheridan	Loss, 08-28
Sat. 9/28	Chillicothe	<b>Logan</b>	<b>WIN, 38-07</b>
Sat. 10/5	Athens	Athens	CANCELLED
Sat. 10/12	Zanesville	Zanesville	Loss, 00-34
Sat. 10/26	Maysville	<b>Logan</b>	Loss, 00-23

## 2019 Freshman Schedule

Date	Opponent	Location	Time-Result
Sat. 8/31	Tri-Valley	<b>Logan</b>	<b>WIN, 13-00</b>
Sat. 9/7	Teays Valley	Teays Valley	<b>WIN, 08-00</b>
Sat. 9/14	Greenfield-McClain	<b>Logan</b>	<b>WIN, 34-00</b>
Sat. 9/21	Sheridan	Sheridan	Loss, 06-30
Sat. 10/5	Watkins Memorial	Watkins Memorial	Loss, 00-14
Sat. 10/12	Zanesville	Zanesville	Loss, 00-12
Thurs. 10/24	Jackson	Jackson	Loss, 14-19

**2019 Hamilton Township Rangers Varsity Roster**

<b>No.</b>	<b>Name</b>	<b>Class</b>	<b>HT</b>	<b>WT</b>	<b>Pos.</b>
1	Deshan Peart	12	6-2	165	WR/DB
2	Derek Larimer	12	6-2	169	QB/DB
3	Jaylan Baldwin	12	5-10	181	RB/DB
4	Aden Christman	11	5-11	145	WR/DB
5	Brock McGuire	11	5-8	148	QB/DB
6	Gavin Dzodan	12	5-11	143	WR/DB
7	Carl Smith	12	5-9	139	RB/DB
8	Ato Forson	12	6-1	190	WR/DB
9	Gavin Tussey	11	5-9	184	TE/LB
10	Malcolm Denny	11	6-3	232	TE/LB
11	Gavin Wilhite	12	5-11	175	TE/DL
12	Shane Powell	11	5-10	190	TE/LB
13	Josiah Beverly	11	5-10	223	RB/LB
14	Kaden Kiser	9	6-3	171	TE/LB
15	Tyler Bornheim	10	6-2	215	TE/DL
16	Trenton Renz	9	6-0	162	QB/TE/DL
17	Johnathan Duff	9	5-10	141	WR/DB
18	Seth Conrad	10	5-11	195	RB/LB
19	Jehr Penhorwood	10	5-6	127	RB/DB
20	Caidyn Bowman	9	5-6	126	WR/LB
21	Brad Maynard	12	5-9	200	RB/LB
22	Brandon Mathias	10	5-11	165	WR/LB
23	Alex Meier	9	5-8	126	WR/DB
24	Alex Ratliff	9	5-9	130	WR/DB
25	Matthew Noel	9	5-7	106	WR/DB
27	Zak Dawson	9	5-6	130	RB/DB
28	Dakota Meyer	9	5-9	140	RB/LB
29	Jordan Bowen	9	5-8	170	QB/LB
31	Zach Raine	11	5-7	145	RB/LB
32	JJ Wilson-Booker	9	5-7	129	WR/DB
33	Michael Brooker	9	5-0	99	WR/DB
35	De'Shaun Williams	9	5-2	90	WR/DB
43	Jayce Peters	10	6-2	250	TE/DL
50	Alton Taylor	10	6-2	190	OL/DL
51	Brandon Hunter	10	6-1	255	OL/DL
52	Riley Gibbs	10	6-1	220	OL/LB
53	Cory Black	10	5-9	192	OL/DL
54	Peyton Lemaster	11	5-10	242	OL/DL
55	Trey Righter	11	5-9	188	OL/DL
56	Ethan Cramblit	11	5-11	195	OL/DL
57	Creed Tackett	12	6-1	257	OL/DL
58	Gage Blosser	12	6-0	231	OL/DL
59	Elijah Kraft	11	5-10	229	OL/DL
61	Anthony Bowling	10	6-3	260	OL/DL
65	Mike Emmerson	10	5-8	259	OL/DL
67	Xavier Marquez	9	5-9	150	OL/DL
68	Joe Brobst	11	5-8	278	OL/DL
70	Joe Sarvino	9	5-10	220	OL/DL
71	Caden Grandstaff	12	6-0	185	OL/DL
72	Dre Stevens	12	6-4	258	OL/DL
73	Kaiden Higgins	9	6-0	183	OL/DL
74	Braedyn Barrett	9	5-11	183	OL/DL
75	Joe Rose	11	6-2	315	OL/DL



## Week Ten VS Hamilton Township

76	Isaiah Burgess	9	5-8	19	OL/DL
77	Eric Pike	11	6-1	275	OL/DL
79	Ethan Warner	12	5-11	242	OL/DL
82	Max Petry	9	6-1	157	WR/DB
84	Logan Wolf	10	5-9	130	WR/DB
88	Collin Hamilton	12	6-0	176	WR/LB
94	Noah Morris	12	5-7	200	OL/DL

**Head Coach:** Mike Savino (3<sup>rd</sup> year, 13-16 overall)

**Asst. Coaches:** Kyle Anderson, Evan Blake, Tyler Dugan, Joe Farfsing, Max Hoyt, Andy Kasprzak, Joel Miller, Caleb Morris, Aaron O'Reilly, Aaron Self, Chris Trisler

## 2019 Varsity Football Schedule

Date	Opponent	Location	Time/Result
08/30	Franklin Heights	Hamilton Twp	Loss, 08-13
09/05	Groveport-Madison	Groveport	Loss, 00-56
09/13	Bexley	Hamilton Twp	<b>WIN, 28-07</b>
09/19	Bloom-Carroll *	Hamilton Twp	Loss, 07-38
09/27	Logan Elm *	Logan Elm	<b>WIN, 48-21</b>
10/04	Fairfield Union *	Hamilton Twp	<b>WIN, 47-06</b>
10/11	Teays Valley *	Teays Valley	Loss, 00-42
10/18	Amanda-Clearcreek *	Amanda	Loss, 32-35
10/25	Circleville *	Hamilton Twp	<b>WIN, 56-00</b>
11/01	Logan	Logan	7:00 PM

## Logan Vs Hamilton Township All-Time Series History (Since 1912)

**Total Games:** 2

**First Game:** 2008

**Logan Wins:** 2

**Hamilton Twp. Wins:** 0

**Ties:** 0

**Total Score:** Logan 80 (40 per game), Hamilton Twp 7 (3.5 per game)

**Last Logan Win:** 2009, 49-7 at Hamilton Twp.

**Last Hamilton Twp. Win:** none.

**Current Streak:** Logan has won the last two meetings

## Year By Year Results:

Year	Location	Winning Team	Score
2008	Hamilton Twp.	Logan	31-00
2009	Hamilton Twp.	Logan	49-07
2010-2018	NO GAMES	NO GAMES	NO GAMES
2019	Logan		

## Game Notes:

- **Tonight's Match-up ....** Welcome to Senior Night at Logan Chieftain Stadium as **Logan High School (4-5)** welcomes the **Hamilton Township Rangers (4-5)**. 15 seniors will play their final game for the purple and white. It is the third meeting between the two schools, with Logan previously winning in 2008 and 2009. It is HTHS's first trip to Logan.

**Hamilton Twp.** is 4-5 on the season and 3-3 against Mid-State League Buckeye opponents. The Rangers have wins over Bexley (28-7), Logan Elm (48-21), Fairfield Unoin (47-6), and Circleville (56-0) and losses to Franklin Heights (13-8), Groveport Madison (56-0), Bloom-Carroll (38-7), Teays Valley (42-0), and Amanda-Clearcreek (35-32).

**Logan** improved to 4-5 on the season following a 14-12 nail-biting win at Maysville last week. The Chieftains started the season 0-4 before defeating Chillicothe (18-7) and Athens (46-20) in back-to-back weeks. Their five losses were to Tri-Valley (35-7), Teays Valley (10-7), Jackson (28-7), Sheridan (14-7), and Zanesville (44-14).

- **Who to watch: Logan ....** On offense the purple and white average nearly 18 points and over 281 yards per game including just over 200 yards per game on the ground. Senior quarterback *Braeden Spatar* and junior running back *Caden McCarty* have rushed for 704 and 716 yards respectively with McCarty scoring a team high 11 touchdowns. Sophomore slot back *Traten Poling* has emerged as big play threat, averaging over six yards per rush and over 16 yards per reception. *Colten Castle* and *Garrett Mace* both have 18 receptions while Castle leads the team with three touchdown catches.

Defensively, the Chieftains are allowing 21 points and 282 yards per game but have limited opponents to just 108 yards per game on the ground. Junior end *Henry Pierce* has had a breakout season, recording 57 tackles including three quarterback sacks. Twin brothers *Colton* and *Conner Ruff* lead a strong linebacking unit while junior *Jonny McClelland* leads the team in tackles with 59 from his defensive back spot.

- **Who to watch: Hamilton Twp. ....** The Rangers average over 25 points and over 252 yards per game, including 136 on the ground (3.66 per attempt). *Josiah Beverly*, *Jaylan Baldwin*, and *Brad Maynard* form a three-headed monster in the backfield running for 324, 282, and 230 yards respectively. *Deshan Peart* and *Ato Foson* are dangerous outside threats – Peart has made 19 catches for 388 yards and a pair of scores while running for 65 yards on six carries with two more touchdowns.

Defensively the green and gold are yielding just over 24 points and 258 yards per game, including 160 per game on the ground. *Beverly* and *Malcom Denny* play downhill from their linebacker posts while *Peart* covers a ton of ground from his safety spot. *Gage Blosser* leads a stout defensive line.

- **Turning the page ....** Logan won't be sad to see the current decade come to a close. The Chieftains have had only two winning seasons in the past ten while suffering six losing campaigns (the Chieftains need a win tonight to avoid a seventh losing season). Their 36-63 record this decade is easily the worst in school history, with the previous record for futility coming in the 1950s when Logan went 42-42-6.

- **History in the making ....** Logan quarterback Braeden Spatar is looking to etch his name into the LHS record books. The senior has run for 704 yards and four touchdowns on 155 carries, which is 5 yards short of tying the all-time LHS mark for rushing yards by a quarterback. John Gasser, who went on to play at Notre Dame, ran for 709 yards and 14 touchdowns in 1965. Spatar already holds the career mark for quarterback rushing yards with 1235 over the last two seasons.

While the quarterback position has evolved over the years, for these purposes we're defining the quarterback as the team's leader in pass attempts in the post-single wing era. Prior to 1954, Logan's primarily single wing offense saw nearly every member of the backfield used as a passer.

- **Getting defensive ....** It's no secret that the days of the purple and white's defensive dominance have faded since former LHS boss Dale Amyx retired following the 2009 season. But entering tonight's finale against Hamilton Twp., the Chieftains have allowed only 189 points in their first nine games. If Logan can hold the Rangers under 40 points, they will set a decade best mark for points allowed. LHS allowed 229 points in 2015 on their way to an 8-2 record.

Logan has allowed at least 300 points six times in the last ten seasons. For reference, Logan had never allowed more than 287 points in a single season from 1912-2009. Logan didn't even allow 200 points in a single season from 1998-2009, despite making the playoffs (and adding at least one extra game) seven times in that period.

- **Meet the new boss ....** Mike Eddy was named Logan's 31<sup>st</sup> head football coach in January. The new Chieftain boss had a 52-52 career record at Gallipolis and Parkersburg South (WV) High Schools. A graduate of Tyler County (WV) High School and Fairmont State University, Eddy was an assistant at powerhouse Parkersburg (WV) High School from 2004-2008. His 2012 Gallia Academy team won an SEOAL championship and advanced to the second round of the OHSAA DIII playoffs. He left Gallipolis with a 24-18 overall record.
- **Veteran and local coaching staff ....** Coach Eddy retained the majority of the existing coaching staff, while also welcoming back former Chieftain head coach and long-time assistant coach Kelly Wolfe. Wolfe, who was head coach from 2010-2012, had previously been an assistant from 1990-2009.

Eddy's staff includes five former Chieftains who all were captains during their playing days. Eddy and assistant Jim Huntsberger are the lone non-LHS graduates, but Huntsberger has been on Logan's coaching staff since 1990.

- **On this date ....** Logan has played 13 games on November 1, winning ten and losing three. The first game on Nov. 1 was a 15-0 loss to Middleport in 1929. This will be only the second non-league game played on November 1, with Logan previously defeating Columbus West 17-7 in 1985. Most recently Logan defeated Warren 49-22 in 2013.

Previous Nov. 1 Games:

1929 – Logan 0, (VS) Middleport 15  
1930 – Logan 0, (VS) Jackson 13  
1935 – Logan 19, (VS) Jackson 2  
1940 – Logan 21, (AT) Wellston 0  
1946 – Logan 20, (VS) Middleport 7  
1957 – Logan 26, (VS) Athens 12  
1963 – Logan 56, (VS) Gallipolis 6

1968 – Logan 8, (VS) Ironton 0  
1974 – Logan 0, (VS) Ironton 35  
1985 – Logan 17, (AT) Columbus West 7  
1991 – Logan 29, (AT) Athens 2  
1996 – Logan 32, (VS) Athens 0  
2013 – Logan 49, (VS) Warren 22

**2019 Logan Football Two-Deep**

*Offense*

<b>QB</b>	<b>7</b>	<b>Braeden Spatar</b>	<b>5-10</b>	<b>180lbs</b>	<b>SR</b>	
		<i>56-88 passing, 719 yards, 4TDs, 4 INTs; 155 carries, 704 yards, 4TDs</i>				
	10	Ian Frasure	5-10	150lbs	JR	
		<i>2-3 passing, 10 yards; 11 carries, 108 yards, TD</i>				
<b>RB</b>	<b>24</b>	<b>Caden McCarty</b>	<b>6-0</b>	<b>170lbs</b>	<b>JR</b>	
		<i>149 carries, 716 yards, 11 TDs; 2 receptions, 11 yards</i>				
	28	Colton Ruff	5-10	195lbs	SR	
		<i>15 carries, 81 yards, TD; 2 receptions, 25 yards</i>				
<b>RB</b>	<b>28</b>	<b>Colton Ruff</b>	<b>5-10</b>	<b>195lbs</b>	<b>SR</b>	
		<i>14 carries, 75 yards, TD; 2 receptions, 25 yards</i>				
	29	Conner Ruff	5-10	190lbs	SR	
<b>Slot</b>	<b>2</b>	<b>Jonny McClelland</b>	<b>6-0</b>	<b>165lbs</b>	<b>JR</b>	<b>OR...</b>
		<i>6 receptions, 66 yards; 8 carries, 39 yards</i>				
	<b>1</b>	<b>Traten Poling</b>	<b>6-0</b>	<b>180lbs</b>	<b>Soph</b>	
		<i>9 receptions, 151 yards, TD; 16 carries, 105 yards</i>				
<b>Receiver</b>	<b>9</b>	<b>Colten Castle</b>	<b>5-9</b>	<b>135lbs</b>	<b>SR</b>	
		<i>18 receptions, 225 yards, 3TDs; 1 carry, 2 yards</i>				
	10	Ian Frasure	5-10	150lbs	JR	
		<i>3 receptions, 19 yards; 11 carries, 108 yards, TD</i>				
<b>Receiver</b>	<b>3</b>	<b>Garrett Mace</b>	<b>5-10</b>	<b>160lbs</b>	<b>SR</b>	
		<i>18 receptions, 232 yards</i>				
	13	Brandon Heft	6-2	150lbs	JR	
		<i>2 carries, 22 yards</i>				
<b>TE</b>	<b>80</b>	<b>Henry Pierce</b>	<b>6-1</b>	<b>180lbs</b>	<b>JR</b>	
	34	Nick Anderson	6-1	210lbs	SR	
<b>RT</b>	<b>78</b>	<b>Keiton Arledge</b>	<b>6-2</b>	<b>295lbs</b>	<b>Soph</b>	
	61	Isaiah Campbell	6-2	230lbs	Soph	
<b>RG</b>	<b>65</b>	<b>Trevor Wyckoff</b>	<b>6-1</b>	<b>285lbs</b>	<b>SR</b>	
	50	Carson Hodson	6-0	185lbs	Soph	
<b>C</b>	<b>79</b>	<b>Carson Miller</b>	<b>5-9</b>	<b>240lbs</b>	<b>SR</b>	
	58	Quinn Walsh	6-0	195lbs	JR	
<b>LG</b>	<b>55</b>	<b>Sam Kisor</b>	<b>5-11</b>	<b>220lbs</b>	<b>SR</b>	
	54	Tyler Kost	6-0	185lbs	JR	
<b>LT</b>	<b>66</b>	<b>Logan Vincent</b>	<b>6-2</b>	<b>265lbs</b>	<b>SR</b>	
	61	Isaiah Campbell	6-2	230lbs	Soph	

**2019 Logan Football Two-Deep**

*Defense*

<b>DE</b>	<b>34</b>	<b>Nick Anderson</b>	<b>6-1</b>	<b>210lbs</b>	<b>SR</b>
		<i>39 total tackles (14 solo); 2 for loss, 4 sacks; 1 INT</i>			
	54	Tyler Kost	6-0	185lbs	JR
		<i>6 total tackles (3 solo); 1 for loss</i>			
<b>NG</b>	<b>51</b>	<b>Josh Chapin</b>	<b>5-11</b>	<b>240lbs</b>	<b>SR</b>
		<i>52 total tackles (27 solo); 8 for loss</i>			
	65	Trevor Wyckoff	6-1	285lbs	SR
		<i>3 total tackle</i>			
<b>DT</b>	<b>76</b>	<b>Mason Linton</b>	<b>5-9</b>	<b>260lbs</b>	<b>Soph</b>
		<i>10 total tackles (6 solo)</i>			
	25	Wyatt Jordan	5-8	220lbs	Soph
		<i>2 total tackles</i>			
<b>DE</b>	<b>80</b>	<b>Henry Pierce</b>	<b>6-1</b>	<b>180lbs</b>	<b>JR</b>
		<i>57 total tackles (26 solo); 8 for loss, 3 sacks</i>			
	19	Justin Mustard	6-0	150lbs	Soph
		<i>10 total tackles (4 solo); 1 for loss</i>			
<b>OLB</b>	<b>29</b>	<b>Conner Ruff</b>	<b>5-10</b>	<b>190lbs</b>	<b>SR</b>
		<i>15 total tackles (8 solo); 2 for loss, 1 sack</i>			
	1	Traten Poling	6-0	180lbs	Soph
		<i>27 total tackles (17 solo); 1 for loss</i>			
<b>ILB</b>	<b>28</b>	<b>Colton Ruff</b>	<b>5-10</b>	<b>195lbs</b>	<b>SR</b>
		<i>55 total tackles (33 solo); 7 for loss, 3 sacks</i>			
	50	Carson Hodson	6-0	185lbs	Soph
		<i>7 total tackles (5 solo); 1 for loss</i>			
<b>ILB</b>	<b>58</b>	<b>Quinn Walsh</b>	<b>6-0</b>	<b>195lbs</b>	<b>JR</b>
		<i>36 total tackles (18 solo); 4 for loss</i>			
	29	Conner Ruff	5-10	190lbs	SR
		<i>15 total tackles (8 solo); 2 for loss, 1 sack</i>			
<b>OLB (Adj)</b>	<b>2</b>	<b>Jonny McClelland</b>	<b>6-0</b>	<b>165lbs</b>	<b>JR</b>
		<i>59 total tackles (38 solo); 2 for loss, 2 PBU, 3 INTs</i>			
	88	Izaak Buchanan	5-10	155lbs	SR
		<i>6 total tackles (4 solo)</i>			
<b>CB</b>	<b>10</b>	<b>Ian Frasure</b>	<b>5-10</b>	<b>150lbs</b>	<b>JR</b>
		<i>12 total tackles (11 solo); 2 PBUs</i>			
	13	Brandon Heft	6-2	150lbs	JR
		<i>8 total tackles (4 solo)</i>			
<b>CB</b>	<b>3</b>	<b>Garrett Mace</b>	<b>5-10</b>	<b>160lbs</b>	<b>SR</b>
		<i>17 total tackles (11 solo); 9 PBUs, INT</i>			
	10	Ian Frasure	5-10	150lbs	JR
		<i>12 total tackles (11 solo); 2 PBUs</i>			
<b>FS</b>	<b>9</b>	<b>Colten Castle</b>	<b>5-9</b>	<b>135lbs</b>	<b>SR</b>
		<i>50 total tackles (29 solo); 3 PBUs, 3 INTs</i>			
	24	Caden McCarty	6-0	170lbs	JR
		<i>18 total tackles (9 solo); 1 PBU</i>			

**2019 Logan Varsity Football Stats**

TEAM STATS	LHS	OPP
First Downs	134	125
Plays from Scrimmage	481	466
Rushing (Plays-Yards)	390-1804	267-973
Passing Yards	729	1565
Total Yards	2533	2538
Passes (Comp-Att-Yards)	58-91-4	110-199-8
Fumbles (No.-Lost)	15-10	15-7
Penalties (No.-Yards)	59-519	48-362

LOG – 48 – 50 – 34 – 27 – 159

OPP – 27 – 59 – 49 – 54 – 189

**Rushing Leaders**

Player	Attempts	Yards	TDs	Yards/Carry
Caden McCarty	149	716	11	4.80
Braeden Spatar	155	704	4	4.54
Ian Frasure	11	108	1	9.82
Traten Poling	16	105	0	6.56
Colton Ruff	15	81	1	5.40
Jared Justice	13	48	1	3.69
Jonny McClelland	8	39	0	4.87
Brandon Heft	2	22	0	11.00
Wyatt Jordan	4	17	0	4.25
Izaak Buchanan	1	5	0	5.00
Chase Sharp	1	3	0	3.00

**Passing Leaders**

Player	Comp.	Attempts	Yards	TDs	INTs
Braeden Spatar	56	88	719	4	4
Ian Frasure	2	3	10	0	0

**Receiving Leaders**

Player	Rec.	Yards	TDs
Garrett Mace	18	232	0
Colten Castle	18	225	3
Traten Poling	9	151	1
Jonny McClelland	6	66	0
Ian Frasure	3	19	0
Colton Ruff	2	25	0
Caden McCarty	2	11	0

**Scoring Stats**

Player	TDs	PAT	2P	FG	Total Points
Caden McCarty	11	0	0	0	66
Colten Castle	4	0	1	0	26
Braeden Spatar	4	0	1	0	26
Zach Chapin	0	7	0	1	10
Ian Frasure	1	1	0	0	7
Colton Ruff	1	0	0	0	6
Jared Justice	1	0	0	0	6
Traten Poling	1	0	0	0	6
Israel Bookman	0	6	0	0	6

**2019 Hamilton Township Varsity Football Stats**

TEAM STATS	HHS	OPP
First Downs	90	95
Plays from Scrimmage	454	476
Rushing (Plays-Yards)	335-1225	353-1448
Passing Yards	1046	877
Total Yards	2271	2325
Passes (Comp-Att-Yards)	68-119-5	57-123-15
Fumbles (No.-Lost)	19-12	24-15
Penalties (No.-Yards)	66-953	57-423

HAM – 00 – 00 – 00 – 00 – 226

OPP – 00 – 00 – 00 – 00 – 218

**Rushing Leaders**

Player	Attempts	Yards	TDs	Yards/Carry
Josiah Beverly	60	324	5	5.40
Jaylan Baldwin	52	282	5	5.42
Brad Maynard	51	230	1	4.51
Brock McGuire	109	99	4	0.91
Deshan Peart	6	65	2	10.83
Derek Larimer	23	79	1	3.43

**Passing Leaders**

Player	Comp.	Attempts	Yards	TDs	INTs
Brock McGuire	54	109	769	7	2
Derek Larimer	14	25	179	0	3
Brad Maynard	2	3	58	1	1

**Receiving Leaders**

Player	Rec.	Yards	TDs
Deshan Peart	19	388	2
Ato Fson	13	202	3
Malcolm Denny	12	200	1
Jaylan Baldwin	8	49	0
Brad Maynard	7	48	2
Josiah Beverly	5	63	0
Tyler Bornheim	2	37	0
Max Petry	2	8	0

**Scoring Stats**

Player	TDs	PAT	2P	FG	Total Points
--------	-----	-----	----	----	--------------



## **Logan Football Individual and Team Records**



### *Individual Records*

#### **Passing**

**Most Attempts, Game**

**Most Attempts, Season**

**Most Attempts, Career**

Lane Little, 40, vs Lancaster, 2014

Patrick Angle, 302, 2009

Patrick Angle, 596, 2007-2009

**Most Completions, Game**

**Most Completions, Season**

**Most Completions, Career**

Patrick Angle, 27 vs Pick. North, 2009

Patrick Angle, 193, 2009

Patrick Angle, 377, 2007-2009

**Most Passing Yards, Game**

**Most Passing Yards, Season**

**Most Passing Yards, Career**

Patrick Angle, 324 at Pick. North, 2008

Patrick Angle, 2546, 2009

Patrick Angle, 5,112, 2007-2009

**Most Passing TDs, Game**

**Most Passing TDs, Season**

**Most Passing TDs, Career**

Lane Little, 5, vs Cambridge, 2015

Lane Little, 5, at Gallipolis, 2015

Lane Little, 30, 2015

Patrick Angle, 51, 2007-2009

**Best Completion %, Game (Atleast 10 att)**

**Best Completion %, Season (Atleast 100 att)**

**Best Completion %, Career (Atleast 200 att)**

Patrick Angle, 1.00 (15-15), at Hamilton Twp, 2009

Patrick Angle, .639, 2009

Patrick Angle, .632, 2009

**Fewest INTs, Season (atleast 70 att)**

**Fewest INTs, Career (atleast 300 att)**

**Consecutive passes w/o an interception**

Nick Kost, 0 INTs, 2013

Lane Little, 8, 2015

Patrick Angle, 129 passes, 2009

**Most Consecutive Completed Passes, Season**

**Most Consecutive Completed Passes, Game**

**Longest Completion (for Touchdown)**

Patrick Angle, 17, vs Hamilton Twp (15) &  
Gallia Academy (2), 2009

Patrick Angle, 15, vs Pickerington North, 2009

Patrick Angle, 15, at Hamilton Township, 2009

Chad Zimmerman, 96 yards v. Warren, 1994

#### **Rushing**

**Most Rushing Yards, Game**

**Most Rushing Yards, Season**

**Most Rushing Yards, Career**

Austin Rohr, 398 vs Marietta, 2003

Derek Harden, 1670, 2000

Kelly Wolfe, 3837, 1983-1986

**Most Rushing Attempts, Game**

**Most Rushing Attempts, Season**

**Most Rushing Attempts, Career**

Justin Frye, 42 vs Marietta, 2006

Derek Harden, 280, 2000

Kelly Wolfe, 638, 1983-1986

**Most Rushing TDs, Game**

**Most Rushing TDs, Season**

**Most Rushing TDs, Career**

Derek Harden, 6 vs Athens, 2001

Isaac Schmeltzer, 6 vs Warren, 2013

Derek Harden, 28, 2000

Derek Harden, 50, 1999-2001

**Yards per carry, Game**

**Yards per carry, Season**

**Yards per carry, Career**

John Cosgrove, 21.25 vs New Lex., 1994

John Cosgrove, 9.58, 1994

Bryce McBride, 8.43, 2013-2015

**Most 100 yard games, Season**

**Most 200 yard games, Season**

**Most 200 yard games, Career**

Wayne Bateman, 9, 1999

Derek Harden, 9, 2000

Justin Frye, 5, 2006

Austin Rohr, 6, 2001-2003

Justin Frye, 6, 2006-2007



LoganFootball.com Media Guide/Game Notes 17  
Week Ten VS Hamilton Township

**Longest Run From Scrimmage (for TD)**

Larry Bainter, 99 yards vs Middleport, 1960  
Bryce McBride, 99 yards vs Portsmouth, 2013

**Receiving**

**Most Receptions, Game**  
**Most Receptions, Season**  
**Most Receptions, Career**

Zach McDaniel, 14, vs Pickerington North, 2008  
Mason Mays, 60, 2009  
Mason Mays, 121, 2007- 2009

**Most Receiving Yards, Game**  
**Most Receiving Yards, Season**  
**Most Receiving Yards, Career**

DJ Conrad, 260 vs Miami Trace, 1985  
Isaiah Smith, 1,044, 2015  
Mason Mays, 1,779, 2007-2009

**Most TD Receptions, Game**  
**Most TD Receptions, Season**  
**Most TD Receptions, Career**  
**Longest Reception (for TD)**

Eric Cox, 4 vs River Valley, 1994  
Isaiah Smith, 18, 2015  
Isaiah Smith, 28, 2013-2015  
Eric Cox, 96 yards vs Warren, 1994

**Scoring**

**Most Points, Game**  
**Most Points, Season**  
**Most Points, Career**

Isaac Schmeltzer, 42 points, vs Warren 2013  
Derek Harden, 176, 2000  
Derek Harden, 308, 1999-2001

**Most TDs, Game**  
**Most TDs, Season**

Isaac Schmeltzer, 7, vs Warren 2013  
John Cosgrove, 29, 1994  
Derek Harden, 29, 2000  
Derek Harden, 51, 1999-2001

**Most TDs, Career**

**Kicking Points, Game**

Jordan Jackson, 10 vs Marietta, 1993

**Kicking Points, Season**

Matt Shaw, 10 at Warren, 1999  
Adam Puhl, 68, 2000

**Kicking Points, Career**

Derek Montgomery, 68, 2009  
Matt Shaw, 123, 1997-1999

**Kicking**

**Most PATs, Game**  
**Most PATs, Season**  
**Most PATs, Career**

Adam Puhl, 9 vs Jackson, 2000  
Adam Puhl, 65, 2000  
Adam Puhl, 104, 2000-2001

**Most FGs, Game**

Eleven Times at 2, Most recent was Derek Montgomery vs Warren, 2010 and Zanesville 2009

**Most FGs, Season**  
**Most FGs, Career**

Josh Jackson, 11, 1991  
Derek Montgomery, 16, 2009-2010

**Longest FG Made**  
**Longest Punt**

Josh Jackson, 47 yds vs Zanesville, 1991  
Johnny Conrad, 63 yds vs Pt. Pleasant, 2000  
Joe Karshner, 70 yds at Jackson, 1938

**Interceptions**

**Most INTs, Game**

Multiple Tied at 3, most recent Lucas Wright vs. Portsmouth 2007

**Most INTs, Season**

Greg Poston, 11, 1967  
Chad Zimmerman, 11, 1993

**Most INTs, Career**  
**Longest INT Return**

Lucas Wright, 17, 2005-2007  
Evan DeLong, 101 yards, vs Loudonville 2013

**Kick Returns**

**Longest Kick-Off Return (for TD)**

Bill Shaw, 95 yards, vs Glouster 1939  
Alex Clutter, 95 yds, at Watkins Mem., 1995  
Isaac Schmeltzer, 95 yds, vs Teays Valley, 2013  
Nick Maniskas, 87 yards vs Jackson, 1987

**Longest Punt Return (for TD)**

LoganFootball.com Media Guide/Game Notes 18  
Week Ten VS Hamilton Township

**Miscellaneous**

**Most Consecutive Games Played**

Robbie Johnson, 37 games, 1960-1963

Bob Stewart, 37 games, 1960-1963

Dean Jordan, 89 yards, vs Lancaster, 2014

**Longest fumble return (for TD)**

*Team Records*

**Passing**

**Most Attempts, Game**

42, vs Lancaster, 2014

**Most Attempts, Season**

336, 2009

**Most Passing Yards, Game**

390, at Gallia Academy, 2009

**Most Passing Yards, Season**

2832, 2009

**Most Completions, Game**

28 vs Pickerington North, 2009

**Most Completions, Season**

209, 2009

**Most Passing TDs, Game**

5, 3X, most recent at Gallipolis, 2015

**Most Passing TDs, Season**

28, 2009

**Rushing**

**Most Rushing Attempts, Game**

74, vs New Lexington, 1980

**Most Rushing Attempts, Season**

553, 2000

**Most Rushing Yards, Game**

562, vs Portsmouth, 2013

**Most Rushing Yards, Season**

3050, 2000

**Most Rushing TDs, Game**

9, at Warren, 2006

**Most Rushing TDs, Season**

49, 2000

**Total Yardage**

**Most Total Yardage, Game**

649, at Athens, 2015

**Most Total Yardage, Season**

4974, 2000

**Scoring**

**Most Points, Quarter**

42 vs Marietta, 2007

**Most Points, Game**

81 vs New Lexington, 1920

**Most Points, Season**

519, 2000

**Least Points, Season**

21, 1929

**Most Points Allowed, Game**

62 vs Columbus West, 1930

**Most Points Allowed, Season**

337, 2017

**Least Points Allowed, Season**

12, 1933

**Victories**

**Most Wins, Season**

12

**Most Consecutive Wins**

18, 1963-1965

**Most Consecutive Wins, Reg. Season**

29, 1999-2001

29, 2007-2009

**Most Consecutive SEOAL Wins**

34, 2004-2009

**Largest Winning Margin**

81 vs New Lexington, 1920

**Largest Win via Shut-Out**

81-0 vs New Lexington, 1920

**Defeats**

**Most Losses, Season**

9, 2011

**Most Consecutive Losses**

**11; 2018-19**

**Largest Losing Margin**

59, at Athens, 1919

**Largest Loss via Shut-Out**

59-0 at Athens, 1919

**First Downs**

**Most 1<sup>st</sup> Downs, Game**

27, vs Athens, 1986

27, at Athens, 2015

**Most 1<sup>st</sup> Downs, Season**

262, 2000

**Logan Football Starting Line-Up (11/01/2019 VS Hamilton Township)**

*Offense*

QB	7	Braeden Spatar	5-10	180lbs	SR	
RB	24	Caden McCarty	6-0	170lbs	JR	
RB	28	Colton Ruff	5-10	195lbs	SR	
SL	2	Jonny McClelland	6-0	165lbs	JR	<b>OR...</b>
SL	1	Traten Poling	6-0	180lbs	Soph	
R	9	Colten Castle	5-9	135lbs	SR	
R	3	Garrett Mace	5-10	160lbs	SR	
RT	78	Keiton Arledge	6-2	295lbs	Soph	
RG	65	Trevor Wyckoff	6-1	285lbs	SR	
C	79	Carson Miller	5-9	240lbs	SR	
LG	55	Sam Kisor	5-11	220lbs	SR	
LT	66	Logan Vincent	6-2	265lbs	SR	

**Other Offensive Players:**

R	10	Ian Frasure	5-10	150lbs	JR
R	13	Brandon Heft	6-2	150lbs	JR
RB	29	Conner Ruff	5-10	190lbs	SR
TE	34	Nick Anderson	6-1	210lbs	SR
OL	58	Quinn Walsh	6-0	195lbs	JR
TE	80	Henry Pierce	6-1	180lbs	JR

*Defense*

DE	34	Nick Anderson	6-1	210lbs	SR
NG	51	Josh Chapin	5-11	240lbs	SR
DT	76	Mason Linton	5-9	260lbs	Soph
DE	80	Henry Pierce	6-1	180lbs	JR
LB	29	Conner Ruff	5-10	190lbs	SR
LB	28	Colton Ruff	5-10	195lbs	SR
LB	58	Quinn Walsh	6-0	195lbs	JR
ADJ	2	Jonny McClelland	6-0	165lbs	JR
CB	10	Ian Frasure	5-10	150lbs	JR
CB	3	Garrett Mace	5-10	160lbs	SR
FS	9	Colten Castle	5-9	135lbs	SR

**Other Defensive Players:**

LB/DB	1	Traten Poling	6-0	180lbs	Soph
CB	13	Brandon Heft	6-2	150lbs	JR
DE/LB	19	Justin Mustard	6-0	150lbs	Soph
FS	24	Caden McCarty	6-0	170lbs	JR

**Specialists:**

PK	5	Israel Bookman	5-10	130lbs	SR
HO	9	Colten Castle	5-9	135lbs	SR
LS	58	Quinn Walsh	6-0	195lbs	JR
P	10	Ian Frasure	5-10	150lbs	JR
LS	50	Carson Hodson	6-0	185lbs	Soph
KR/PR	2	Jonny McClelland	6-0	165lbs	JR
KR/PR	3	Garrett Mace	5-10	160lbs	SR

**Hamilton Township Football Starting Line-Up (11/01/2019 AT Logan)**

*Offense*

QB	5	Brock McGuire	5-8	148lbs	JR	
RB	3	Jaylan Baldwin	5-10	181lbs	SR	<b>OR...</b>
RB	13	Josiah Beverly	5-10	223lbs	JR	
H-B	21	Brad Maynard	5-9	200lbs	SR	
R	1	Deshan Peart	6-2	165lbs	SR	
R	8	Ato Forson	6-1	190lbs	SR	
TE	10	Malcom Denny	6-3	232lbs	JR	
RT	51	Bradon Hunter	6-1	255lbs	Soph	
RG	68	Joe Brobst	5-8	278lbs	JR	<b>OR...</b>
RG	61	Anthony Bowling	6-3	260lbs	Soph	
C	52	Riley Gibbs	6-1	220lbs	Soph	
LG	57	Creed Tackett	6-1	257lbs	SR	
LT	72	Dre Stevens	6-4	258lbs	SR	

**Other Offensive Players:**

TE	15	Tyler Bornheim	6-2	215lbs	Soph
TE	16	Trenton Renz	6-0	162lbs	Frosh
RG	79	Ethan Warner	5-11	242lbs	SR
R	82	Max Petrey	6-1	157lbs	Frosh

*Defense*

DE	58	Gage Blosser	6-0	231lbs	SR
DT	72	Dre Stevens	6-4	258lbs	SR
DT	59	Elijah Kraft	5-10	229lbs	JR
DE	15	Tyler Bornheim	6-2	215lbs	Soph
OLB	52	Riley Gibbs	6-1	220lbs	Soph
ILB	10	Malcolm Denny	6-3	232lbs	JR
ILB	13	Josiah Beverly	5-10	223lbs	JR
OLB	21	Brad Maynard	5-9	200lbs	SR
CB	6	Gavin Dzodan	5-11	143lbs	SR
CB	8	Ato Forson	6-1	190lbs	SR
FS	1	Deshan Peart	6-2	165lbs	SR

**Other Defensive Players:**

LB	2	Derek Larimer	6-2	165lbs	SR
DB	3	Jaylan Baldwin	5-10	181lbs	SR
DE	11	Gavin Wilhite	5-11	175lbs	SR
LB	18	Seth Conrad	5-11	195lbs	Soph
DT	43	Jayce Peters	6-2	250lbs	Soph
DT	57	Creed Tackett	6-1	257lbs	SR
DT	79	Ethan Warner	5-11	242lbs	SR

**Specialists:**

PK	11	Gavin Wilhite	5-11	175lbs	SR
HO	2	Derek Larimer	6-2	165lbs	SR
LS	14	Kaden Kiser	6-3	171lbs	Frosh
P	21	Brad Maynard	5-9	200lbs	SR
KR/PR	1	Deshan Peart	6-2	165lbs	SR
KR	8	Ato Forson	6-1	190lbs	SR