



Table of Contents

Pg. 2 “The Last Time...”
 Pgs. 3-4 LHS Varsity Schedule and Match-up Facts
 Pg. 5 Logan High School Facts
 Pgs. 6-7 Logan Varsity Roster, Coaches, Facts, Varsity/JV/Frosh Schedules
 Pg. 8 Big Walnut High School Facts
 Pgs. 9-10 Big Walnut Varsity Roster, Coaches, Varsity Schedule
 Pg. 10 Series History
 Pg. 11 “Tale of the Tape”
 Pgs. 12-13 Logan two-deep
 Pg. 14 Logan Stats
 Pg. 15 Big Walnut Stats
 Pgs. 16-18 Logan HS individual & team records
 Pg. 19 Logan projected starting line-up
 Pg. 20 Big Walnut projected starting line-up

Division II, Region 7:

Canal Winchester AT Mt. Vernon
 Cols. Mifflin AT Dublin Scioto
 Cols. Whetstone AT Licking Heights
 Marion Harding AT Worthington Kilbourne
 Cols. Independence AT Cols. Walnut Ridge
 Cols. St. Charles AT Uniontown Lake
 Cols. Northland AT Watkins Memorial
 Whitehall-Yearling AT Olentangy Berlin

2020 Chieftain Opponents:

Amanda-Clearcreek VS Morgan (Sat.)
 Warren VS Columbus East (Sat.)
 Logan Elm VS Lakewood (Sat.)
 Watkins Memorial VS Cols. Northland
 Maysville AT Philo (Sat.)










Logan Football “The last time”








Last kick-off return for TD:	2015, Jenson Wallace, 89-yards, at Nelsonville-York
Last opponent kick-off return for TD:	2020, Jaleel Sales, 81-yards, at Watkins Memorial
Last punt return for TD:	2015, Brady Walsh, 58-yards, at Gallipolis
Last opponent punt return for TD:	2017, Blaze Bean, 39-yards, vs Teays Valley
Last interception return for TD:	2019, Colten Castle, 60-yards, at Athens
Last opponent interception return for TD:	2019, Macon Perrill, 54-yards, vs Jackson
Last fumble return for TD:	2017, Conner Ruff, 0-yards, vs Meigs
Last opponent fumble return for TD:	2020, Mason Swearingen, 35-yards, at Watkins Memorial
Last blocked punt return for TD:	2020, Caden McCarty, 0-yards, at Watkins Memorial
Last opponent blocked punt return for TD:	2018, Ty'Riek Smith, 31 yards, vs Garfield Hts
Last time Logan kicked a field goal:	2019, Zach Chapin, 24-yards, at Athens
Last time an opponent kicked a field goal:	2020, Jonathan Weaver, 25 yards, at Amanda-CC
Last time Logan recorded a safety:	2010, bad snap kicked out of endzone by QB, at Warren
Last time an opponent recorded a safety:	2017, punter tackled in endzone, at Chillicothe
Last 200+ yard rushing game:	2018, Preston Yates, 243 yards, at Waverly
Last opponent 200+ yard rushing game:	2017, Dylan Caldwell, 202 yards, at Hamilton Ross
Last time 2 players rushed for 100+ yards:	2019, Caden McCarty (157) and Braeden Spatar (117) at Chillicothe
Last time opp. had 2 players rush for 100+ yards:	2014, Jerry King (163), Ryan Fitchpatrick (120), and Harrison Taylor (110), vs Lancaster
Last player to rush for 3 or more TDs:	2019, Braeden Spatar (3), vs Meigs
Last opposing player to rush for 3 or more TDs:	2019, Jordan Pantaleo (3), at Tri-Valley
Last 250+ yard passing game:	2015, Lane Little (259), at Gallipolis
Last opponent 250+ yard passing game:	2020, Kurt Taylor (257), vs Warren
Last player to throw for 3+ touchdowns:	2018, Braeden Spatar (3), at Meigs
Last opposing player to throw for 3+ touchdowns:	2020, Conner Robinson (5), at Logan Elm
Last time Logan scored 50+ points:	Aug. 28, 2015 – at Athens, 61-49 win
Last time an opponent scored 50+ points:	Oct. 14, 2016 – vs St. Francis DeSales 7-54 loss
Last time Logan recorded a shut-out:	Oct. 21, 2016 – vs Hamilton Ross, 23-0 win
Last time an opponent recorded a shut-out:	Sept. 18, 2020 – vs Bloom-Carroll, 14-0 loss



2020 Logan Chieftains Varsity Football Schedule



 Jackson Ironmen	<p>Aug. 28, 2020 7:00 PM AT Logan Chieftain Stadium Logan, OH</p> <p>Loss, 14-48</p>	 Jackson Ironmen
<p>98th Meeting ----- Last Meeting: 2020 (14-48 loss) ----- Jackson leads 47-46-4 ----- Jackson has won five straight</p>		
 Amanda-Clearcreek Aces	<p>Sept. 4, 2020 7:00 PM AT "The Pit" Amanda, OH</p> <p>Loss, 12-17</p>	 Amanda Clearcreek Aces
<p>1st ----- Last Meeting: 2020 (12-17 loss) ----- A-C leads 1-0 ----- A-C won the last meeting</p>		
 Warren Warriors	<p>Sept. 11, 2020 7:00 PM AT Logan Chieftain Stadium Logan, OH</p> <p>Loss, 14-28</p>	 Warren Warriors
<p>34th Meeting ----- Last Meeting: 2020 (14-28 loss) ----- Logan leads 27-6 ----- Warren won the last meeting</p>		
 Bloom-Carroll Bulldogs	<p>Sept. 18, 2020 7:00 PM AT Logan Chieftain Stadium Logan, OH</p> <p>Loss, 00-14</p>	 Bloom-Carroll Bulldogs
<p>1st Meeting ----- Last Meeting: 2020 (0-14 loss) ----- B-C leads 1-0 ----- Bloom-Carroll won the last meeting</p>		
 Logan Elm Braves	<p>Sept. 25, 2020 7:00 PM AT Logan Elm Field Circleville, OH</p> <p>Loss, 21-48</p>	 Logan Elm Braves
<p>1st Meeting ----- Last Meeting: 2020 (21-48 loss) ----- LE leads 1-0 ----- Logan Elm won the last meeting</p>		

 Watkins Memorial Warriors	<p>Oct. 2, 20120 7:00 PM AT WM Ascena Field Pataskala, OH</p> <p>Loss, 21-32</p>	 Watkins Memorial Warriors
<p>2nd Meeting ----- Last Meeting: 2020 (21-32 loss) ----- Watkins leads 2-0 ----- Watkins won the last two meetings</p>		
 Big Walnut Eagles	<p>Oct. 9, 2020 7:00 PM AT Big Walnut Stadium Sunbury, OH</p> <p>OHSAA DII, R7 Playoffs</p>	 Big Walnut Eagles
<p>1st Meeting ----- Last Meeting: n/a ----- Series tied 0-0 ----- n/a</p>		
 OPEN	<p>Oct. 16, 2020 7:00 PM TBA TBA</p>	 OPEN
<p>1st Meeting ----- Last Meeting: n/a ----- Series tied 0-0 ----- n/a</p>		
 Maysville Panthers	<p>Oct. 23, 2020 7:00 PM AT Logan Chieftain Stadium Logan, OH</p> <p><i>Or OHSAA Playoffs</i></p>	 Maysville Panthers
<p>4th Meeting ----- Last Meeting: 2019 (14-12 win) ----- Logan leads 3-0 ----- Logan won the last three meetings</p>		
 Sheridan Generals	<p>Oct. 30, 2020 7:00 PM AT Paul Culver Stadium Thornville, OH</p> <p><i>Or OHSAA Playoffs</i></p>	 Sheridan Generals
<p>4th Meeting ----- Last Meeting: 2019 (14-7 loss) ----- Sheridan leads 3-0 ----- Sheridan won the last three meetings</p>		

Logan High School

Location: Logan, OH
Colors: Purple and White
Conference: Independent
Male Enrollment: 450 boys
Home Stadium: Logan Chieftain Stadium

Overall Playoff Appearances: (8) 1987, 1999, 2000, 2001, 2006, 2007, 2008, 2009, 2020
Regional Championships: none.
State Appearances: none.
State Championships: none.

2020 Varsity Schedule

Date	Opponent	Location	Time-Result
Aug. 28	Jackson	LOGAN	Loss, 14-48
Sept. 4	Amanda-Clearcreek	Away	Loss, 12-17
Sept. 11	Warren	LOGAN	Loss, 14-28
Sept. 18	Bloom-Carroll	LOGAN	Loss, 00-14
Sept. 25	Logan Elm	Away	Loss, 21-48
Oct. 2	Watkins Memorial	Away	Loss, 21-32
Oct. 9	Big Walnut (OHSAA Playoffs)	Away	7:00 PM
Oct. 16	Open		
Oct. 23	Maysville	LOGAN	7:00 PM
Oct. 30	Sheridan	Away	7:00 PM

Logan Chieftains All-Time Playoff History

Total Games: 12

Playoff Appearances: (8) 1987, 1999, 2000, 2001, 2006, 2007, 2008, 2009

Regional Championships: none.

State Championship Appearances: none.

Logan Wins: 4

Opponent Wins: 8

Total Score: LHS 212 (18 per game), Opponents 282 (23.5 per game)

Game By Game Results:

Year	Div/Region	Location	Opponent	Result	Score
1987	DI, Reg. 2	Groveport-Madison HS	Sandusky	Loss	07-21
1999	DI, Reg. 3	Pickerington HS	Pickerington	Loss	23-39
2000	DI, Reg. 3	Westerville South HS	Westerville South	WIN	53-20
2000	DI, Reg. 3	Lancaster HS	Pickerington	WIN	28-26
2000	DI, Reg. 3	Columbus Crew Stadium	Upper Arlington	Loss	13-45
2001	DI, Reg. 3	Logan Bill Sauer Field	Dublin Coffman	Loss	14-20
2006	DI, Reg. 3	Hilliard Davidson HS	Hilliard Davidson	Loss	08-38
2007	DII, Reg. 7	Logan Bill Sauer Field	Tri-Valley	Loss	26-31
2008	DII, Reg. 7	Logan Chieftain Stadium	Dublin Jerome	WIN	23-07
2008	DII, Reg. 7	Zanesville HS	Louisville	Loss	00-07
2009	DII, Reg. 7	Logan Chieftain Stadium	Canal Winchester	WIN	30-07
2009	DII, Reg. 7	Hamilton Twp HS	Columbus Brookhaven	Loss	10-21



2020 Logan Chieftains Varsity Football Roster

No.	Name	Class	Height	Weight	Position
1	Izaak Swope	10	5-8	135	WR/DB
2	Jonny McClelland *	12	6-0	175	WR/DB Capt.
3	Alex Thompson	10	5-7	150	WR/DB
4	Tyler Dawson	10	5-5	170	RB/LB
5	Kole Allman	10	5-10	170	TE/DL
6	Hunter Hill	10	6-0	150	WR/DB
7	Brayden Sturgell	10	6-0	155	QB/DB
8	Nick Hazelwood	12	6-1	170	WR/LB
9	Easton Castle	10	5-4	135	WR/DB
10	Ian Frasure *	12	5-10	155	QB/DB Capt.
11	Owen Angle *	11	6-1	165	WR/DB
12	Trace Sigafoose	11	5-8	155	WR/DB
13	Brandon Heft *	12	6-2	165	WR/DB
14	Kaiden Patton	11	5-11	150	WR/DB
16	Phillip Fraley	10	5-7	150	WR/DB
17	Zach Chapin *	10	6-0	190	PK
18	Ryan Harden	10	5-11	170	WR/LB
19	Justin Mustard *	11	6-0	165	TE/LB
20	Cody Hatfield	11	6-0	180	WR/LB
21	Varik Fick	10	5-11	150	RB/DB
22	Kenton Nester	11	5-7	150	WR/DB
23	Simon Pierce	10	6-5	170	TE/DL
24	Caden McCarty *	12	6-0	185	RB/DB Capt.
25	JD Turner	10	5-9	190	RB/LB
26	Chase Sharp	11	5-5	140	WR/DB
27	Robby Leffler	10	6-1	165	TE/LB
28	Wyatt Woodgeard	9	5-8	135	QB/DB
29	Everett Marcum	9	5-7	135	WR/DB
30	Jacob Konkler	9	5-10	150	WR/LB
31	Traten Poling *	11	6-0	190	WR/LB Capt.
32	Glenny Harris	9	5-8	145	WR/DB
33	Dakota Knight	9	5-9	145	WR/DB
35	Campbell Kernen	9	5-5	135	WR/LB
36	Gavin Sauer	9	5-8	130	WR/LB
38	Cody Carrell	12	5-8	170	RB/LB
40	Brayden Griffin	9	6-0	140	WR/DB
44	Jack Brown	9	5-8	150	RB/LB
50	Carson Hodson *	11	6-1	215	OL/DL
51	Cayden Alford	10	6-5	200	OL/DL
52	Connor Carrier	10	5-10	220	OL/DL
53	Owen Linton	9	5-8	190	OL/DL
54	Tyler Kost *	12	6-1	185	OL/DL
56	Anthony McCune	10	5-10	250	OL/DL
57	Kaden Wyckoff	9	5-10	250	OL/DL
58	Quinn Walsh *	12	6-1	230	OL/LB Capt.
59	Daniel Miller	10	6-3	230	OL/DL
60	Cason Downard	10	6-0	250	OL/DL
61	Isaiah Campbell	11	6-0	230	OL/DL
62	Lane Welker	12	6-4	290	OL/DL
64	Mason Linton	11	5-8	235	OL/DL

66	Christian Blount	11	5-10	165	OL/DL
67	Kody Yates	9	5-8	180	OL/DL
68	Collin Tomack	9	5-6	170	OL/DL
69	Aiden Hite	9	6-2	250	OL/DL
70	Troy Vermillion	10	6-0	265	OL/DL
71	Lane Vorhees	10	6-0	230	OL/DL
72	Trevor Atkins	9	5-10	165	OL/DL
73	Andrew Combs	9	6-0	300	OL/DL
74	Avery Linton	9	5-9	190	OL/DL
75	Dawson Pickens	10	6-1	270	OL/DL
76	Devan Brooks	9	5-7	150	OL/LB
77	Dalton Brooks	10	5-9	195	OL/LB
78	Keiton Arledge *	11	6-3	330	OL/DL
79	Leiland Everett	9	5-7	150	OL/LB
80	Henry Pierce **	12	6-2	190	TE/DL Capt.
81	Lucas Wolfe	9	5-10	150	TE/DL
82	Julian Harris	9	5-7	130	WR/LB
86	Ian Allen	12	6-2	175	TE/DL
88	Cody Wyckoff	10	5-11	175	TE/DL

* = Letters Earned

All-Time School Record: 572-402-37

Head Coach: Mike Eddy (Fairmont State University, 2nd season at LHS, 56-64 overall and 4-12 at LHS)

Asst. Coaches: Jim Huntsberger (Special teams coordinator; wide receivers, defensive ends); Josh Sturgell (LHS '04; tight ends & outside linebackers); Pat Walsh (LHS '89; offensive line & inside linebackers); Kelly Wolfe (LHS '87; offensive coordinator; quarterbacks & defensive backs); Tim Woodgeard (LHS '95; offensive line, defensive tackles, Freshman coach); Herb Hufford

2020 Varsity Schedule

Date	Opponent	Location	Time-Result
Aug. 28	Jackson	LOGAN	Loss, 14-48
Sept. 4	Amanda-Clearcreek	Away	Loss, 12-17
Sept. 11	Warren	LOGAN	Loss, 14-28
Sept. 18	Bloom-Carroll	LOGAN	Loss, 00-14
Sept. 25	Logan Elm	Away	Loss, 21-48
Oct. 2	Watkins Memorial	Away	Loss, 21-32
Oct. 9	Big Walnut (OHSAA Playoffs)	Away	7:00 PM
Oct. 16	Open		
Oct. 23	Maysville	LOGAN	7:00 PM
Oct. 30	Sheridan	Away	7:00 PM

2020 Junior Varsity Schedule

Date	Opponent	Location	Time-Result
Mon. 8/31	Jackson	Jackson	Loss, 00-28
Sat. 9/5	Amanda-Clearcreek	Logan	WIN, 28-00
Mon. 9/14	Warren	Warren	WIN, 18-12
Sat. 9/19	Bloom-Carroll	Carroll	Loss, 20-36
Mon. 9/28	Logan Elm	Logan	WIN, 54-00
Mon. 10/5	Watkins Memorial	Logan	WIN, 14-06
Mon. 10/12	Sheridan	Logan	5:30 PM
Sat. 10/17	Meigs	Logan	10:00 AM
Sat. 10/24	Maysville	Maysville	10:00 AM

2020 Freshman Schedule

Date	Opponent	Location	Time-Result
Mon. 9/14	Sheridan	Logan	Loss, 06-46
Thurs. 10/1	Watkins Memorial	Logan	Loss, 06-36
Thurs. 10/22	Jackson	Logan	5:30 PM

Big Walnut High School

Location: Sunbury, OH
Colors: Scarlet and goldenrod
Conference: Ohio Capital Conference, Capital Division
Male Enrollment: 443 boys
Home Stadium: Big Walnut Stadium

Overall Playoff Appearances: (8) 2000, 2001, 2003, 2006, 2007 (1st), 2008, 2010, 2011
State Appearances: 2008
State Championships: 2007

2020 Varsity Schedule

Date	Opponent	Location	Time-Result
08/28	Delaware-Hayes	HOME	WIN, 14-06
09/04	Westerville South *	Away	Loss, 41-50
09/11	Franklin Heights *	Away	WIN, 35-06
09/18	Worthington Kilbourne *	HOME	WIN, 31-00
09/25	Westerville North *	Away	Loss, 17-20
10/02	Dublin Scioto *	Away	Loss, 14-15
10/09	Logan (OHSAA Playoffs)	HOME	7:00 PM

Big Walnut Eagles All-Time Playoff History

Total Games: 22

Playoff Appearances: (8) 2000, 2001, 2003, 2006, 2007, 2008, 2010, 2011

BWHS Wins: 15

Opponent Wins: 7

Total Score: BWHS 522 (24 per game), Opponents 434 (20 per game)

Game By Game Results:

Year	Div/Region	Location	Opponent	Result	Score
2000	DIII, Reg. 10	Big Walnut HS	Van Wert	Loss	20-38
2001	DIII, Reg. 10	Big Walnut HS	Upper Sandusky	WIN	41-06
2001	DIII, Reg. 10	Marion Harding Stadium	Willard	WIN	24-22
2001	DIII, Reg. 10	Mansfield Arlin Field	Bellevue	Loss	35-42
2003	DIII, Reg. 10	Big Walnut HS	Cols. Beechcroft	Loss	23-28
2006	DIII, Reg. 10	Big Walnut HS	Napoleon	WIN	31-20
2006	DIII, Reg. 10	Lima Spartan Stadium	St. Marys Memorial	WIN	34-20
2006	DIII, Reg. 10	Hilliard Davidson HS	Kettering Archb. Alter	Loss	00-28
2007	DIII, Reg. 10	Big Walnut HS	Rossford	WIN	35-02
2007	DIII, Reg. 10	Olentangy HS	Shelby	WIN	35-08
2007	DIII, Reg. 10	Tiffin Frost Kalnow Stadium	Clyde	WIN	21-14
2007	DIII, Semifinal	Lima Spartan Stadium	Monroe	WIN	21-07
2007	DIII Championship	Canton Fawcett Stadium	Licking Valley	WIN	17-10
2008	DIII, Reg. 10	Clyde HS	Clyde	WIN	18-17
2008	DIII, Reg. 10	Indian Lake HS	St. Marys Memorial	WIN	17-12
2008	DIII, Reg. 10	Ashland Community Stadium	Avon	WIN	24-15
2008	DIII, Semifinal	Ashland Community Stadium	Aurora	Loss	14-20
2010	DII, Reg. 7	Canal Winchester HS	Canal Winchester	WIN	44-20
2010	DII, Reg. 7	Westerville Central HS	Cols. Marion-Franklin	WIN	24-12
2010	DII, Reg. 7	Ashland University	Uniontown Lake	Loss	14-42
2011	DII, Reg. 7	Big Walnut HS	Cols. Beechcroft	WIN	14-07
2011	DII, Reg. 7	Ohio Wesleyan University	Cols. Marion-Franklin	Loss	17-44

2020 Big Walnut Eagles Varsity Roster

No.	Name	Class	HT	WT	Pos.
1	Shane White	11	5-9	150	RB/DB
2	Jake Nier	9	6-0	170	QB/DB
3	Zach Barnecut	12	6-1	185	WR/DB
4	Jake Bales	12	6-1	180	WR/DB
5	Jagger Barnett	12	6-4	215	QB
6	John Embaugh	12	5-8	170	WR/DB
7	Christian Takatch	11	6-2	210	TE/DL
9	Samuel Ronk	10	5-8	170	RB/LB
12	Cam Gladden	10	5-9	155	WR/DB
13	Ethan Clawson	10	6-4	190	WR/DL
14	Sam Fortney	12	6-2	180	WR/DB
15	Grant Coulson	10	6-1	180	WR/DB
16	Gordon Rond	12	5-8	175	RB/LB
17	Dom Salazar	11	5-9	150	WR/DB
18	Zac Griffith	10	5-10	155	WR/DB
19	Gage Sutton	12	6-3	210	TE/DL
20	Justin Embaugh	12	5-8	170	WR/DB
21	Aden Holycross	10	5-10	155	WR/DB
22	Brady Hershberger	12	6-3	200	WR/DB
23	Jordy Barrera	11	6-0	165	TE/DB
24	Tyon Fountain	10	6-0	180	RB/DL
25	Rylee Legg	11	5-7	165	RB/LB
26	Mitchell Ansel	11	5-10	185	WR/LB
27	Lane Pritchard	11	5-11	180	WR/DB
28	Garrett Stover	9	6-0	175	RB/DB
29	Shane Abrams	10	5-10	160	WR/DB
30	Lawrence O'Malley	11	5-10	195	RB/LB
31	Ryan Bogoni	11	5-9	195	TE/DL
32	Zach Willoughby-Neal	12	5-9	175	WR/DB
34	AJ Leasure	12	6-2	215	TE/LB
35	Wes Skinner	11	6-2	190	TE/DL
36	Matt Fry	12	5-8	185	TE/LB
37	Caleb Sanford	10	5-10	170	WR/DB
38	Noah Hall	10	6-0	175	TE/DL
40	Lucas Tindall	11	6-2	190	TE/LB
41	Quin Grundtisch	11	6-1	195	OL/LB
42	Jake Ross	12	6-3	200	TE/DL
43	Jake Ambrose	12	5-9	175	RB/DB
44	Caden Williams	12	6-0	190	RB/LB
47	Zeus Martinez	12	6-2	195	TE/DL
50	Aidan Hernandez	11	6-2	225	OL/DL
51	Mark Ruffing	12	6-5	270	OL/DL
53	Mahlon Spangler	12	5-10	225	OL/DL
54	Alex Fletcher	12	5-9	200	OL/DL
56	Wyatt Lenz	11	5-11	215	OL/DL
57	Colin Shirkey	11	6-2	235	OL/DL
58	Adam Wilhelm	11	5-9	175	OL/LB
59	Justin Strickland	10	5-10	175	OL/DL

60	Cole Wecker	12	6-5	245	OL/DL
61	Jeremy Harpster	11	5-11	190	OL/DL
62	Brady Tindall	10	5-9	160	OL/DL
63	Lane Conley	10	5-9	170	OL/DL
64	Matthew Jones	10	5-9	190	OL/DL
65	Tom Ross	10	6-3	190	OL/DL
66	Anthony Wolfe	10	6-0	185	OL/DL
67	Payton Cotter	10	6-1	210	OL/DL
70	Hunter Trausch	10	6-3	190	OL/DL
71	Grant Fuller	10	6-2	215	OL/DL
72	Dennis Runyan	10	6-0	215	OL/DL
75	Grant Ferris	11	6-2	240	OL/DL
76	Austin Looney	10	5-9	200	OL/DL
78	Grant Conklin	10	6-3	285	OL/DL
79	Jack Watts	10	5-10	170	OL/DL
80	Roy Roberto	11	6-2	190	TE/DL
81	Teddy Dancer	10	6-1	170	WR/DB
82	Rylen Stephens	10	5-11	175	TE/DL
83	Jameson Welker	11	6-2	185	WR/DB
84	Will Wark	10	5-9	155	WR/DB
86	Brad Kildoo	10	6-0	205	TE/DL
89	Michael Conrad	10	5-9	150	WR/DB

Head Coach: Rob Page (1st season at BWHS, 3-3 record; 6th season overall; 31-29 record)

Asst. Coaches: Jason Ross, Paul Hardin, Patrick Flanagan, Paris Long, Silas Bowers, Aaron Crabtree, Tony Eishnnicher, Philip Gaulin, Bryan Nier

2020 Varsity Football Schedule

Date	Opponent	Location	Time/Result
08/28	Delaware-Hayes	HOME	WIN, 14-06
09/04	Westerville South *	Away	Loss, 41-50
09/11	Franklin Heights *	Away	WIN, 35-06
09/18	Worthington Kilbourne *	HOME	WIN, 31-00
09/25	Westerville North *	Away	Loss, 17-20
10/02	Dublin Scioto *	Away	Loss, 14-15
10/09	Logan (OHSAA Playoffs)	HOME	7:00 PM

Logan Vs Big Walnut All-Time Series History (Since 1912)

Total Games: 0

First Game: 2020

Logan Wins: 0

Big Walnut Wins: 0

Total Score: Logan 0, Big Walnut 0

Last Logan Win: n/a

Last Big Walnut Win: n/a

Current Streak: n/a

Year	Location	Winning Team	Score
2020	Big Walnut		

Tale of the Tape



Big Walnut Eagles

Season Record: 3-3 (2-3)

Offense: 25 ppg

Total Yards: 353

Rushing: 228.5

Passing: 125



Logan Chieftains

Season Record: 0-6

Offense: 14 ppg

Total Yards: 249

Rushing: 113

Passing: 136

<i>Team Leaders</i>	<i>Team Leaders</i>
Rushing: Payton Shoemaker; 258-2039 (7.90); 28TDs Passing: Hayd'n Shanks; 115-185-3; 1652, 16TDs Receiving: Will Futhey; 43 rec, 872 yards, 11TDs	Rushing: Caden McCarty; 96-427 (4.4); 3TDs Passing: Ian Frasure; 65-136-12 (.478); 817 yards, 6 TDs Receiving: Traten Poling; 19 rec, 305 yards, 3 TDs

Defense: 16 ppg

Total Yards: 247

Rushing: 111

Passing: 136

Defense: 31 ppg

Total Yards: 336

Rushing: 142

Passing: 194.5

<i>Team Leaders</i>	<i>Team Leaders</i>
Tackles: AJ Leasure; 27.5 (19 solo) For Loss/Sacks: AJ Leasure; 3 for loss Mahlon Spangler; 1.5 sacks Gage Sutton; 1.5 sacks Interceptions: Garrett Stover; 1 INT Zach Willoughby-Neal; 1 INT	Tackles: Caden McCarty; 52 tackles (36 solo) For Loss/Sacks: Henry Pierce; 5 for loss Henry Pierce; 3 sacks Interceptions: Traten Poling; 1 INT

2020 Logan Football Two-Deep*Offense*

QB	10	Ian Frasure	5-10	155lbs	SR	
		<i>65-136 passing, 817 yards, 6TDs, 12 INTs; 49 carries, 208 yards</i>				
	7	Brayden Sturgell	6-0	155lbs	Soph	
		<i>1 carry, 17 yards</i>				
RB	24	Caden McCarty	6-0	185lbs	SR	
		<i>96 carries, 427 yards 3TDs; 12 receptions, 66 yards, TD</i>				
	31	Traten Poling	6-0	190lbs	JR	
		<i>10 carries, 46 yards, 2TDs; 19 receptions, 305 yards, 3TDs</i>				
H-Back	31	Traten Poling	6-0	190lbs	JR	
		<i>10 carries, 46 yards, 2TDs; 19 receptions, 305 yards, 3TDs</i>				
	80	Henry Pierce	6-2	190lbs	SR	
		<i>4 receptions, 21 yards</i>				
Slot	2	Jonny McClelland	6-0	175lbs	SR	
		<i>18 receptions, 210 yards; 1 carry, 0 yards</i>				
	31	Traten Poling	6-0	190lbs	JR	
		<i>19 receptions, 305 yards, 3TDs; 10 carries, 46 yards</i>				
Receiver	13	Brandon Heft	6-2	165lbs	SR	
		<i>2 receptions, 69 yards, TD; 1 carry, 6 yards</i>				
	6	Hunter Hill	6-0	150lbs	Soph	
		<i>3 receptions, 42 yards, TD</i>				
Receiver	7	Brayden Sturgell	6-0	155lbs	Soph	
		<i>5 receptions, 86 yards; 1 carry, 17 yards</i>				
	21	Varik Fick	5-11	150lbs	Soph	
		<i>4 carries, 15 yards</i>				
TE	19	Justin Mustard	6-0	165lbs	JR	
	80	Henry Pierce	6-2	190lbs	SR	
		<i>4 receptions, 21 yards</i>				
RT	51	Cayden Alford	6-5	200lbs	Soph	OR...
	64	Mason Linton	5-8	235lbs	JR	
RG	50	Carson Hodson	6-1	215lbs	JR	
	77	Dalton Brooks	5-9	195lbs	Soph	
C	54	Tyler Kost	6-1	185lbs	SR	
	58	Quinn Walsh	6-1	230lbs	SR	
LG	58	Quinn Walsh	6-1	230lbs	SR	
	77	Dalton Brooks	5-9	195lbs	Soph	
LT	78	Keiton Arledge	6-3	330lbs	JR	
	61	Isaiah Campbell	6-0	230lbs	JR	

2020 Logan Football Two-Deep*Defense*

DE	80	Henry Pierce	6-2	190lbs	SR	
		<i>46 total tackles (25 solo); 5 for loss, 3 sacks, 2 CFs, 1 block</i>				
	61	Isaiah Campbell	6-0	230lbs	JR	
		<i>7 total tackles (3 solo); 1 for loss, 1 sack</i>				
DT	50	Carson Hodson	6-1	215lbs	JR	
		<i>31 total tackles (17 solo); 1 sack</i>				
	77	Dalton Brooks	5-9	195lbs	Soph	
		<i>7 total tackles (2 solo)</i>				
NG	64	Mason Linton	5-8	235lbs	JR	OR...
		<i>4 total tackles (1 solo); 1 FR</i>				
	61	Isaiah Campbell	6-0	230lbs	JR	
		<i>7 total tackles (3 solo); 1 for loss, 1 sack</i>				
DE	54	Tyler Kost	6-1	185lbs	SR	
		<i>19 total tackles (6 solo); 2 sacks</i>				
	51	Cayden Alford	6-5	200lbs	Soph	
		<i>8 total tackles (6 solo); 3 for loss</i>				
OLB	31	Traten Poling	6-0	190lbs	JR	
		<i>20 total tackles (10 solo); 1 for loss, 1 CF, 1 PBU, 1 Block, 1 INT</i>				
	19	Justin Mustard	6-0	165lbs	JR	
		<i>37 total tackles (20 solo); 1 PBU, 1 FR</i>				
ILB	58	Quinn Walsh	6-1	230lbs	SR	
		<i>31 total tackles (14 solo); 1 CF</i>				
	19	Justin Mustard	6-0	165lbs	JR	
		<i>37 total tackles (20 solo); 1 PBU, 1 FR</i>				
ILB	38	Cody Carrell	5-8	170lbs	SR	OR...
		<i>29 total tackles (18 solo); 1 for loss, 1 sack, 1 CF, 1FR</i>				
	19	Justin Mustard	6-0	165lbs	JR	
		<i>37 total tackles (20 solo); 1 PBU, 1 FR</i>				
SS (Adj)	2	Jonny McClelland	6-0	175lbs	SR	
		<i>29 total tackles (14 solo); 2 PBU, 2 FR</i>				
	7	Brayden Sturgell	6-0	155lbs	Soph	
		<i>31 total tackles (23 solo); 2 for loss, 4 PBU</i>				
CB	10	Ian Frasure	5-10	155lbs	SR	
		<i>27 total tackles (21 solo); 1 PBU, 1 CF</i>				
	3	Alex Thompson	5-7	150lbs	Soph	
		<i>6 total tackles (5 solo); 1 PBU</i>				
CB	7	Brayden Sturgell	6-0	155lbs	Soph	
		<i>31 total tackles (23 solo); 2 for loss, 4 PBU</i>				
	11	Owen Angle	6-1	165lbs	JR	
		<i>2 total tackles (2 solo)</i>				
FS	24	Caden McCarty	6-0	185lbs	SR	
		<i>52 total tackles (36 solo); 1 for loss, 3 PBU, 1 CF, 3 blocks</i>				
	7	Brayden Sturgell	6-0	155lbs	Soph	
		<i>31 total tackles (23 solo); 2 for loss, 4 PBU</i>				



2020 Logan Varsity Football Stats



TEAM STATS	LHS	OPP
First Downs	72	100
Plays from Scrimmage	306	348
Rushing (Plays-Yards)	168-678	216-853
Passing Yards	817	1167
Total Yards	1495	2020
Passes (Comp-Att-Yards)	65-138-12	79-132-1
Fumbles (No.-Lost)	10-4	16-6
Penalties (No.-Yards)	31-322	29-272

LOG – 07 – 40 – 21 – 14 – 082

OPP – 63 – 82 – 15 – 27 – 187

Rushing Leaders

Player	Attempts	Yards	TDs	Yards/Carry
Caden McCarty	96	427	3	4.45
Ian Frasure	49	208	0	4.24
Traten Poling	10	46	2	4.60
Brayden Sturgell	1	17	0	17.00
Varik Fick	4	15	0	3.75
Brandon Heft	1	6	0	6.00
Jonny McClelland	1	0	0	0.00

Passing Leaders

Player	Comp.	Attempts	Yards	TDs	INTs
Ian Frasure	65	136	817	6	12

Receiving Leaders

Player	Rec.	Yards	TDs
Traten Poling	19	305	3
Jonny McClelland	18	210	0
Caden McCarty	12	66	1
Brayden Sturgell	5	86	0
Henry Pierce	4	21	0
Hunter Hill	3	42	1
Brandon Heft	2	69	1
Owen Angle	1	15	0
Izaac Swope	1	3	0

Scoring Stats

Player	TDs	PAT	2P	FG	Total Points
Traten Poling	5	0	1	0	32
Caden McCarty	5	0	1	0	32
Hunter Hill	1	0	0	0	6
Brandon Heft	1	0	0	0	6
Ian Frasure	0	3	0	0	3
Zach Chapin	0	3	0	0	3

2020 Big Walnut Eagles Varsity Football Stats

TEAM STATS	BWHS	OPP
First Downs	130	85
Plays from Scrimmage	390	259
Rushing (Plays-Yards)	272-1371	134-666
Passing Yards	748	816
Total Yards	2119	1482
Passes (Comp-Att-Yards)	72-117-4	64-125-3
Fumbles (No.-Lost)	4-3	3-3
Penalties (No.-Yards)	47-395	46-373

BIG – 21 – 48 – 32 – 51 – 152

OPP – 18 – 31 – 23 – 25 – 097

Rushing Leaders

Player	Attempts	Yards	TDs	Yards/Carry
Caden Williams	146	770	7	5.27
Gordon Rond	47	306	1	6.51
Jagger Barnett	59	191	2	3.24
Rylee Legg	11	68	1	6.18
Grant Coulson	7	41	0	5.85
Cam Gladden	2	3	0	1.50
Alex Fletcher	1	1	0	1.00

Passing Leaders

Player	Comp.	Attempts	Yards	TDs	INTs
Jagger Barnett	72	116	748	9	4

Receiving Leaders

Player	Rec.	Yards	TDs
Grant Coulson	26	277	4
Cam Gladden	21	138	1
Sam Fortney	11	179	3
Caden Williams	5	49	0
Jake Bales	4	36	1
Gordon Rond	3	46	0
Matt Fry	1	14	0
Jake Ross	1	9	0

Scoring Stats

Player	TDs	PAT	2P	FG	Total Points
Caden Williams	7	0	0	0	42
Cam Gladden	2	14	1	0	28
Grant Coulson	4	0	0	0	24
Sam Fortney	3	0	0	0	18
Jagger Barnett	2	0	0	0	12
Zach Willoughby-Neal	0	5	0	2	11
Gordon Rond	1	0	0	0	6
Rylee Legg	1	0	0	0	6
Jake Bales	1	0	0	0	6



Logan Football Individual and Team Records



Individual Records

Passing

Most Attempts, Game

Most Attempts, Season

Most Attempts, Career

Lane Little, 40, vs Lancaster, 2014

Patrick Angle, 302, 2009

Patrick Angle, 596, 2007-2009

Most Completions, Game

Most Completions, Season

Most Completions, Career

Patrick Angle, 27 vs Pick. North, 2009

Patrick Angle, 193, 2009

Patrick Angle, 377, 2007-2009

Most Passing Yards, Game

Most Passing Yards, Season

Most Passing Yards, Career

Patrick Angle, 324 at Pick. North, 2008

Patrick Angle, 2546, 2009

Patrick Angle, 5,112, 2007-2009

Most Passing TDs, Game

Most Passing TDs, Season

Most Passing TDs, Career

Lane Little, 5, vs Cambridge, 2015

Lane Little, 5, at Gallipolis, 2015

Lane Little, 30, 2015

Patrick Angle, 51, 2007-2009

Best Completion %, Game (Atleast 10 att)

Best Completion %, Season (Atleast 100 att)

Best Completion %, Career (Atleast 200 att)

Patrick Angle, 1.00 (15-15), at Hamilton Twp, 2009

Patrick Angle, .639, 2009

Patrick Angle, .632, 2009

Fewest INTs, Season (atleast 70 att)

Fewest INTs, Career (atleast 300 att)

Consecutive passes w/o an interception

Nick Kost, 0 INTs, 2013

Lane Little, 8, 2015

Patrick Angle, 129 passes, 2009

Most Consecutive Completed Passes, Season

Most Consecutive Completed Passes, Game

Longest Completion (for Touchdown)

Patrick Angle, 17, vs Hamilton Twp (15) &

Gallia Academy (2), 2009

Patrick Angle, 15, vs Pickerington North, 2009

Patrick Angle, 15, at Hamilton Township, 2009

Chad Zimmerman, 96 yards v. Warren, 1994

Rushing

Most Rushing Yards, Game

Most Rushing Yards, Season

Most Rushing Yards, Career

Austin Rohr, 398 vs Marietta, 2003

Derek Harden, 1670, 2000

Kelly Wolfe, 3837, 1983-1986

Most Rushing Attempts, Game

Most Rushing Attempts, Season

Most Rushing Attempts, Career

Justin Frye, 42 vs Marietta, 2006

Derek Harden, 280, 2000

Kelly Wolfe, 638, 1983-1986

Most Rushing TDs, Game

Most Rushing TDs, Season

Most Rushing TDs, Career

Derek Harden, 6 vs Athens, 2001

Isaac Schmeltzer, 6 vs Warren, 2013

Derek Harden, 28, 2000

Derek Harden, 50, 1999-2001

Yards per carry, Game

Yards per carry, Season

Yards per carry, Career

John Cosgrove, 21.25 vs New Lex., 1994

John Cosgrove, 9.58, 1994

Bryce McBride, 8.43, 2013-2015

Most 100 yard games, Season

Most 200 yard games, Season

Most 200 yard games, Career

Wayne Bateman, 9, 1999

Derek Harden, 9, 2000

Justin Frye, 5, 2006

Austin Rohr, 6, 2001-2003

Justin Frye, 6, 2006-2007

Larry Bainter, 99 yards vs Middleport, 1960

LoganFootball.com Media Notes

Bryce McBride, 99 yards vs Portsmouth, 2013

Receiving

Most Receptions, Game

Most Receptions, Season

Most Receptions, Career

Most Receiving Yards, Game

Most Receiving Yards, Season

Most Receiving Yards, Career

Most TD Receptions, Game

Most TD Receptions, Season

Most TD Receptions, Career

Longest Reception (for TD)

Zach McDaniel, 14, vs Pickerington North, 2008

Mason Mays, 60, 2009

Mason Mays, 121, 2007- 2009

DJ Conrad, 260 vs Miami Trace, 1985

Isaiah Smith, 1,044, 2015

Mason Mays, 1,779, 2007-2009

Eric Cox, 4 vs River Valley, 1994

Isaiah Smith, 18, 2015

Isaiah Smith, 28, 2013-2015

Eric Cox, 96 yards vs Warren, 1994

Scoring

Most Points, Game

Most Points, Season

Most Points, Career

Most TDs, Game

Most TDs, Season

Most TDs, Career

Kicking Points, Game

Kicking Points, Season

Kicking Points, Career

Isaac Schmeltzer, 42 points, vs Warren 2013

Derek Harden, 176, 2000

Derek Harden, 308, 1999-2001

Isaac Schmeltzer, 7, vs Warren 2013

John Cosgrove, 29, 1994

Derek Harden, 29, 2000

Derek Harden, 51, 1999-2001

Jordan Jackson, 10 vs Marietta, 1993

Matt Shaw, 10 at Warren, 1999

Adam Puhl, 68, 2000

Derek Montgomery, 68, 2009

Matt Shaw, 123, 1997-1999

Kicking

Most PATs, Game

Most PATs, Season

Most PATs, Career

Most FGs, Game

Most FGs, Season

Most FGs, Career

Longest FG Made

Longest Punt

Adam Puhl, 9 vs Jackson, 2000

Adam Puhl, 65, 2000

Adam Puhl, 104, 2000-2001

Eleven Times at 2, Most recent was Derek Montgomery vs Warren, 2010 and Zanesville 2009

Josh Jackson, 11, 1991

Derek Montgomery, 16, 2009-2010

Josh Jackson, 47 yds vs Zanesville, 1991

Johnny Conrad, 63 yds vs Pt. Pleasant, 2000

Joe Karshner, 70 yds at Jackson, 1938

Interceptions

Most INTs, Game

Most INTs, Season

Most INTs, Career

Longest INT Return

Mutiple Tied at 3, most recent Lucas Wright vs. Portsmouth 2007

Greg Poston, 11, 1967

Chad Zimmerman, 11, 1993

Lucas Wright, 17, 2005-2007

Evan DeLong, 101 yards, vs Loudonville 2013

Kick Returns

Longest Kick-Off Return (for TD)

Longest Punt Return (for TD)

Bill Shaw, 95 yards, vs Glouster 1939

Alex Clutter, 95 yds, at Watkins Mem., 1995

Isaac Schmeltzer, 95 yds, vs Teays Valley, 2013

Nick Maniskas, 87 yards vs Jackson, 1987

Miscellaneous**Most Consecutive Games Played**

Robbie Johnson, 37 games, 1960-1963

Bob Stewart, 37 games, 1960-1963

Dean Jordan, 89 yards, vs Lancaster, 2014

Longest fumble return (for TD)*Team Records***Passing****Most Attempts, Game**

42, vs Lancaster, 2014

Most Attempts, Season

336, 2009

Most Passing Yards, Game

390, at Gallia Academy, 2009

Most Passing Yards, Season

2832, 2009

Most Completions, Game

28 vs Pickerington North, 2009

Most Completions, Season

209, 2009

Most Passing TDs, Game

5, 3X, most recent at Gallipolis, 2015

Most Passing TDs, Season

28, 2009

Rushing**Most Rushing Attempts, Game**

74, vs New Lexington, 1980

Most Rushing Attempts, Season

553, 2000

Most Rushing Yards, Game

562, vs Portsmouth, 2013

Most Rushing Yards, Season

3050, 2000

Most Rushing TDs, Game

9, at Warren, 2006

Most Rushing TDs, Season

49, 2000

Total Yardage**Most Total Yardage, Game**

649, at Athens, 2015

Most Total Yardage, Season

4974, 2000

Scoring**Most Points, Quarter**

42 vs Marietta, 2007

Most Points, Game

81 vs New Lexington, 1920

Most Points, Season

519, 2000

Least Points, Season

21, 1929

Most Points Allowed, Game

62 vs Columbus West, 1930

Most Points Allowed, Season

337, 2017

Least Points Allowed, Season

12, 1933

Victories**Most Wins, Season**

12

Most Consecutive Wins

18, 1963-1965

Most Consecutive Wins, Reg. Season

29, 1999-2001

29, 2007-2009

34, 2004-2009

Most Consecutive SEOAL Wins**Largest Winning Margin**

81 vs New Lexington, 1920

Largest Win via Shut-Out

81-0 vs New Lexington, 1920

Defeats**Most Losses, Season**

9, 2011

Most Consecutive Losses

11, 2018-2019

Largest Losing Margin

58, vs Dublin Jerome (58-0), 2016

Largest Loss via Shut-Out

58-0 vs Dublin Jerome, 2016

First Downs**Most 1st Downs, Game**

27, vs Athens, 1986

27, at Athens, 2015

Most 1st Downs, Season

262, 2000

Logan Football Starting Line-Up (10/09/2020 AT Big Walnut)*Offense*

QB	10	Ian Frasure	5-10	155lbs	SR
RB	24	Caden McCarty	6-0	185lbs	SR
H-B	31	Traten Poling	6-0	190lbs	JR
Slot	2	Jonny McClelland	6-0	175lbs	SR
R	13	Brandon Heft	6-2	165lbs	SR
R	7	Brayden Sturgell	6-0	155lbs	Soph
TE	19	Justin Mustard	6-0	165lbs	JR
RT	51	Cayden Alford	6-5	200lbs	Soph
RG	50	Carson Hodson	6-1	215lbs	JR
C	54	Tyler Kost	6-1	185lbs	SR
LG	58	Quinn Walsh	6-1	230lbs	SR
LT	78	Keiton Arledge	6-3	330lbs	JR

Other Offensive Players:

R	3	Alex Thompson	5-7	150lbs	Soph
R	6	Hunter Hill	6-0	150lbs	Soph
R	11	Owen Angle	6-1	165lbs	JR
R	21	Varik Fick	5-11	150lbs	Soph
OL	64	Mason Linton	5-8	235lbs	JR
TE	80	Henry Pierce	6-2	190lbs	SR

Defense

DE	80	Henry Pierce	6-2	190lbs	SR
DT	50	Carson Hodson	6-1	215lbs	JR
NG	61	Isaiah Campbell	6-0	230lbs	JR
DE	54	Tyler Kost	6-1	185lbs	SR
OLB	31	Traten Poling	6-0	190lbs	JR
ILB	58	Quinn Walsh	6-1	230lbs	SR
ILB	38	Cody Carrell	5-8	170lbs	SR
ILB	19	Justin Mustard	6-0	165lbs	JR
Adj.	2	Jonny McClelland	6-0	175lbs	SR
CB	10	Ian Frasure	5-10	155lbs	SR
CB	7	Brayden Sturgell	6-0	155lbs	Soph
FS	24	Caden McCarty	6-0	185lbs	SR

OR...**Other Defensive Players:**

CB	11	Owen Angle	6-1	165lbs	JR
CB	13	Brandon Heft	6-2	165lbs	SR
DL	51	Cayden Alford	6-5	200lbs	Soph
DL	64	Mason Linton	5-8	235lbs	JR
DL/LB	77	Dalton Brooks	5-9	195lbs	Soph
DL	78	Keiton Arledge	6-3	330lbs	JR

Specialists:

PK	10	Ian Frasure	5-10	155lbs	SR
PK	17	Zach Chapin	6-0	190lbs	Soph
HO	9	Easton Castle	5-4	135lbs	Soph
LS	50	Carson Hodson	6-1	215lbs	JR

OR...

P	10	Ian Frasure	5-10	155lbs	SR
KR/PR	7	Brayden Sturgell	6-0	155lbs	Soph
KR	2	Jonny McClelland	6-0	175lbs	SR

Big Walnut Football Starting Line-Up (10/09/2020 VS Logan)*Offense*

QB	5	Jagger Barnett	6-4	215lbs	SR
RB	44	Caden Williams	6-0	190lbs	SR
H-B	42	Jake Ross	6-3	200lbs	SR
R	12	Cam Gladden	5-9	155lbs	Soph
R	14	Sam Fortney	6-2	180lbs	SR
R	15	Grant Coulson	6-1	180lbs	Soph
RT	60	Cole Wecker	6-5	245lbs	SR
RG	50	Aiden Hernandez	6-2	225lbs	JR
C	56	Wyatt Lenz	5-11	215lbs	JR
LG	75	Grant Ferris	6-2	240lbs	JR
LT	58	Adam Wilhelm	5-9	175lbs	JR

Other Offensive Players:

R	4	Jake Bales	6-1	180lbs	SR
RB	16	Gordon Rond	5-8	175lbs	SR
TE	34	AJ Leasure	6-2	215lbs	SR
TE	36	Matt Fry	5-8	185lbs	SR

Defense

DE	13	Ethan Clawson	6-4	190lbs	Soph
DT	53	Mahlon Spangler	5-10	225lbs	SR
DT	7	Christian Takatch	6-2	210lbs	JR
DE	19	Gage Sutton	6-3	210lbs	SR
LB	34	AJ Leasure	6-2	215lbs	SR
LB	16	Gordon Rond	5-8	175lbs	SR
OLB	36	Matt Fry	5-8	185lbs	SR
CB	20	Justin Embaugh	5-8	170lbs	SR
FS	27	Lane Pritchard	5-11	180lbs	JR
SS	22	Brady Hershberger	6-3	200lbs	SR
CB	28	Garrett Stover	6-0	175lbs	Frosh

Other Defensive Players:

DB	6	John Embaugh	5-8	170lbs	SR
LB	30	Lawrence O'Malley	5-10	155lbs	JR
DB	32	Zach Willoughby-Neal	5-9	175lbs	SR
LB	40	Lucas Tindall	6-2	190lbs	JR

Specialists:

PK	32	Zach Willoughby-Neal	6-2	190lbs	JR
HO	15	Grant Coulson	6-1	180lbs	Soph
LS	56	Wyatt Lenz	5-11	215lbs	JR
P	58	Adam Wilhelm	5-9	175lbs	JR
PR	12	Cam Gladden	5-9	155lbs	Soph
KR	28	Garrett Stover	6-0	175lbs	Frosh
KR	17	Dom Salazar	5-9	150lbs	JR