

GAME DAY

LOGAN VS WARREN

**FRIDAY
SEPT. 11, 2020
7:00 PM
LOGAN CHIEFTAIN
STADIUM
LOGAN, OH**

**SERIES HISTORY:
32 MEETINGS
LOGAN LEADS 27-5**

*** SENIOR
NIGHT ***

Sp Adobe Spark

Table of Contents

Pg. 2	“The Last Time...”
Pg. 3	Logan Chieftain Stadium Records
Pgs. 4-5	LHS Varsity Schedule and Match-up Facts
Pgs. 6-7	Logan Varsity Roster, Coaches, Facts, Varsity/JV/Frosh Schedules
Pgs. 8-9	Warren Varsity Roster, Coaches, Varsity Schedule
Pg. 9	Series History
Pg. 10-11	Game Notes
Pgs. 12-13	Logan two-deep
Pg. 14	Logan Stats
Pgs. 15-17	Logan HS individual & team records
Pg. 18	Logan projected starting line-up
Pg. 19	Warren projected starting line-up

Chieftain Opponents:

Jackson VS Washington CH
 Amanda-Clearcreek AT Bloom-Carroll
 Logan Elm AT Circleville
 Watkins Memorial VS Zanesville
 Meigs AT Nelsonville-York
 Maysville VS Sheridan



Logan Football “The last time”

Last kick-off return for TD:	2015, Jenson Wallace, 89-yards, at Nelsonville-York
Last opponent kick-off return for TD:	2018, Carson Simpkins, 84-yards, vs Tri-Valley
Last punt return for TD:	2015, Brady Walsh, 58-yards, at Gallipolis
Last opponent punt return for TD:	2017, Blaze Bean, 39-yards, vs Teays Valley
Last interception return for TD:	2019, Colten Castle, 60-yards, at Athens
Last opponent interception return for TD:	2019, Macon Perrill, 54-yards, vs Jackson
Last fumble return for TD:	2017, Conner Ruff, 0-yards, vs Meigs
Last opponent fumble return for TD:	2018, Zach McCain, 4-yards, vs Garfield Hts
Last blocked punt return for TD:	2014, Josh Rardain, 0-yards, at Meigs
Last opponent blocked punt return for TD:	2018, Ty'Riek Smith, 31 yards, vs Garfield Hts
Last time Logan kicked a field goal:	2019, Zach Chapin, 24-yards, at Athens
Last time an opponent kicked a field goal:	2020, Jonathan Weaver, 25 yards, at Amanda-CC
Last time Logan recorded a safety:	2010, bad snap kicked out of endzone by QB, at Warren
Last time an opponent recorded a safety:	2017, punter tackled in endzone, at Chillicothe
Last 200+ yard rushing game:	2018, Preston Yates, 243 yards, at Waverly
Last opponent 200+ yard rushing game:	2017, Dylan Caldwell, 202 yards, at Hamilton Ross
Last time 2 players rushed for 100+ yards:	2019, Caden McCarty (157) and Braeden Spatar (117) at Chillicothe
Last time opp. had 2 players rush for 100+ yards:	2014, Jerry King (163), Ryan Fitchpatrick (120), and Harrison Taylor (110), vs Lancaster
Last player to rush for 3 or more TDs:	2019, Braeden Spatar (3), vs Meigs
Last opposing player to rush for 3 or more TDs:	2019, Jordan Pantaleo (3), at Tri-Valley
Last 250+ yard passing game:	2015, Lane Little (259), at Gallipolis
Last opponent 250+ yard passing game:	2019, Brock McGuire, 304, vs Hamilton Twp.
Last player to throw for 3+ touchdowns:	2018, Braeden Spatar (3), at Meigs
Last opposing player to throw for 3+ touchdowns:	2020, Jacob Winters (3), vs Jackson
Last time Logan scored 50+ points:	Aug. 28, 2015 – at Athens, 61-49 win
Last time an opponent scored 50+ points:	Oct. 14, 2016 – vs St. Francis DeSales 7-54 loss
Last time Logan recorded a shut-out:	Oct. 21, 2016 – vs Hamilton Ross, 23-0 win
Last time an opponent recorded a shut-out:	Oct. 12, 2018 – vs Garfield Heights, 0-48 loss

Logan Chieftain Stadium Records

Chieftains' Overall Record at "The Chief" – 29-35











First Game:	Aug. 22, 2008, Logan vs Lancaster
First Points:	Chris Dilger (Lancaster), 26-yard field goal
First Touchdown:	Mason Mays (Logan), 6-yd pass from Patrick Angle, vs Lancaster
<u>Individual Records</u>	
<u>Rushing</u>	
Most Rushing Yards	275, Isaac Schmeltzer vs Warren, 2013
Most Rushing Attempts	35, Daniel Bangura (Harvest Prep) vs Waterford, 2016
Most Rushing TDs	6, Jaylon Brown (St. Clairsville) vs Picketon, 2012 6, Isaac Schmeltzer vs Warren, 2013 99, Bryce McBride vs Portsmouth, 2013
Longest Run from Scrimmage:	
<u>Passing</u>	
Most Passing Yards	469, Grant Russell (Newark), 2013
Most Completions	27, Patrick Angle, vs Pickerington North, 2009
Most Attempts	43, Joe Burrow (Athens), vs Marion-Franklin, 2013
Most Passing TDs	5, Joe Burrow (Athens), vs St. Francis DeSales, 2014 5, Lane Little, vs Cambridge, 2015 92, Kelly Long to Sean Wotring, vs Jackson, 2011
Longest Completion	
<u>Receiving</u>	
Most Receptions	14, Zach McDaniel, vs Pickerington North, 2009 14, Darius Shackleford (Newark), 2013 269, Darius Shackleford (Newark), 2013 3, Four times, most recent: Blayze Taylor (Tri-Valley), vs Tri-Valley, 2018 92, Kelly Long to Sean Wotring, vs Jackson, 2011
Most Receiving Yards	
Most Touchdown Receptions	
Longest Reception	
<u>Special Teams</u>	
Longest Kick-off return for TD	97, Johnnie Charles (Portsmouth), 2013
Longest Punt return for TD	76 yards, Chris McNally (St. Francis DeSales), 2016
Longest Field Goal	52 yards, Domonic DiMaccio (DeSales), 2016
<u>Defensive</u>	
Most Interceptions	2, three times, most recent: Cameron Cook (Chillicothe), vs Chillicothe, 2018 101, Evan DeLong, vs Loudonville, 2013
Longest Interception Return for TD	
<u>Miscellaneous</u>	
Longest Play from Scrimmage	99, Bryce McBride run vs Portsmouth 2013
Longest fumble return for touchdown	89, Dean Jordan, vs Lancaster, 2014
Most Total Touchdowns	7, Isaac Schmeltzer vs Warren, 2013
<u>Team Records</u>	
Most Rushing Yards	562, Logan vs Portsmouth, 2013
Most Passing Yards	469, Newark vs Logan, 2013
Most Total Yards	589, Logan vs Portsmouth, 2013
Most Combined Rushing Yards	715, Logan vs Portsmouth, 2013
Most Combined Passing Yards	617, Logan vs Cambridge, 2015
Most Combined Total Yards	974, Logan vs Portsmouth, 2013
<u>Scoring</u>	
Most Points in a Game	59, St Clairsville 59, Picketon 27, 2012
Most Points (Combined)	107, Athens 55, Tri-Valley 52 (OT), 2013
Most Points in a Quarter (1 team)	30, Logan 30, Chillicothe 7, 2009 30, Dublin Jerome 30, Logan 0 - 2016
Most Points in a Quarter (combined)	37, Logan 30, Chillicothe 7, 2009



2020 Logan Chieftains Varsity Football Schedule



 Jackson Ironmen	<p style="text-align: center;">Aug. 28, 2020 7:00 PM AT Logan Chieftain Stadium Logan, OH</p> <p style="text-align: center;">Loss, 14-48</p>	 Jackson Ironmen
98th Meeting ----- Last Meeting: 2020 (14-48 loss) ----- Jackson leads 47-46-4 ----- Jackson has won five straight		
 Amanda-Clearcreek Aces	<p style="text-align: center;">Sept. 4, 2020 7:00 PM AT "The Pit" Amanda, OH</p> <p style="text-align: center;">Loss, 12-17</p>	 Amanda Clearcreek Aces
1st ----- Last Meeting: n/a ----- Series tied 0-0 ----- n/a		
 Warren Warriors	<p style="text-align: center;">Sept. 11, 2020 7:00 PM AT Logan Chieftain Stadium Logan, OH</p>	 Warren Warriors
33rd Meeting ----- Last Meeting: 2017 (43-14 Win) ----- Logan leads 27-5 ----- Logan has won five straight		
 Bloom-Carroll Bulldogs	<p style="text-align: center;">Sept. 18, 2020 7:00 PM AT Logan Chieftain Stadium Logan, OH</p>	 Bloom-Carroll Bulldogs
1st Meeting ----- Last Meeting: n/a ----- Series tied 0-0 ----- n/a		
 Logan Elm Braves	<p style="text-align: center;">Sept. 25, 2020 7:00 PM AT Logan Elm Field Circleville, OH</p>	 Logan Elm Braves
1st Meeting ----- Last Meeting: n/a ----- Series tied 0-0 ----- n/a		

 Watkins Memorial Warriors	<p align="center">Oct. 2, 20120 7:00 PM AT WM Ascena Field Pataskala, OH</p>	 Watkins Memorial Warriors
<p align="center">2nd Meeting ----- Last Meeting: 1995 (28-30 loss) ----- Watkins leads 1-0 ----- Watkins won the last meeting</p>		
 OHSAA Playoffs	<p align="center">Oct. 9 or 10, 2020 7:00 PM TBA TBA</p>	 OHSAA Playoffs
<p align="center">1st Meeting ----- Last Meeting: n/a ----- Series tied 0-0 ----- n/a</p>		
 Meigs Marauders	<p align="center">Oct. 16, 2020 7:00 PM AT Farmers Bank Stadium Rock Springs, OH <i>Or OHSAA Playoffs</i></p>	 Meigs Marauders
<p align="center">21st Meeting ----- Last Meeting: 2019 (39-19 win) ----- Logan leads 12-7-1 ----- Logan won the last three meetings</p>		
 Maysville Panthers	<p align="center">Oct. 23, 2020 7:00 PM AT Logan Chieftain Stadium Logan, OH <i>Or OHSAA Playoffs</i></p>	 Maysville Panthers
<p align="center">4th Meeting ----- Last Meeting: 2019 (14-12 win) ----- Logan leads 3-0 ----- Logan won the last three meetings</p>		
 Sheridan Generals	<p align="center">Oct. 30, 2020 7:00 PM AT Paul Culver Stadium Thornville, OH <i>Or OHSAA Playoffs</i></p>	 Sheridan Generals
<p align="center">4th Meeting ----- Last Meeting: 2019 (14-7 loss) ----- Sheridan leads 3-0 ----- Sheridan won the last three meetings</p>		



2020 Logan Chieftains Varsity Football Roster

No.	Name	Class	Height	Weight	Position
1	Izaak Swope	10	5-8	135	WR/DB
2	Jonny McClelland *	12	6-0	175	WR/DB Capt.
3	Alex Thompson	10	5-7	150	WR/DB
4	Tyler Dawson	10	5-5	170	RB/LB
5	Kole Allman	10	5-10	170	TE/DL
6	Hunter Hill	10	6-0	150	WR/DB
7	Brayden Sturgell	10	6-0	155	QB/DB
8	Nick Hazelwood	12	6-1	170	WR/LB
9	Easton Castle	10	5-4	135	WR/DB
10	Ian Frasure *	12	5-10	155	QB/DB Capt.
11	Owen Angle *	11	6-1	165	WR/DB
12	Trace Sigafoose	11	5-8	155	WR/DB
13	Brandon Heft *	12	6-2	165	WR/DB
14	Kaiden Patton	11	5-11	150	WR/DB
16	Phillip Fraley	10	5-7	150	WR/DB
17	Zach Chapin *	10	6-0	190	PK
18	Ryan Harden	10	5-11	170	WR/LB
19	Justin Mustard *	11	6-0	165	TE/LB
20	Cody Hatfield	11	6-0	180	WR/LB
21	Varik Fick	10	5-11	150	RB/DB
22	Kenton Nester	11	5-7	150	WR/DB
23	Simon Pierce	10	6-5	170	TE/DL
24	Caden McCarty *	12	6-0	185	RB/DB Capt.
25	JD Turner	10	5-9	190	RB/LB
26	Chase Sharp	11	5-5	140	WR/DB
27	Robby Leffler	10	6-1	165	TE/LB
28	Wyatt Woodgeard	9	5-8	135	QB/DB
29	Everett Marcum	9	5-7	135	WR/DB
30	Jacob Konkler	9	5-10	150	WR/LB
31	Traten Poling *	11	6-0	190	WR/LB Capt.
32	Glenny Harris	9	5-8	145	WR/DB
33	Dakota Knight	9	5-9	145	WR/DB
35	Campbell Kernen	9	5-5	135	WR/LB
36	Gavin Sauer	9	5-8	130	WR/LB
38	Cody Carrell	12	5-8	170	RB/LB
40	Brayden Griffin	9	6-0	140	WR/DB
44	Jack Brown	9	5-8	150	RB/LB
50	Carson Hodson *	11	6-1	215	OL/DL
51	Cayden Alford	10	6-5	200	OL/DL
52	Connor Carrier	10	5-10	220	OL/DL
53	Owen Linton	9	5-8	190	OL/DL
54	Tyler Kost *	12	6-1	185	OL/DL
56	Anthony McCune	10	5-10	250	OL/DL
57	Kaden Wyckoff	9	5-10	250	OL/DL
58	Quinn Walsh *	12	6-1	230	OL/LB Capt.
59	Daniel Miller	10	6-3	230	OL/DL
60	Cason Downard	10	6-0	250	OL/DL
61	Isaiah Campbell	11	6-0	230	OL/DL
62	Lane Welker	12	6-4	290	OL/DL
64	Mason Linton	11	5-8	235	OL/DL

66	Christian Blount	11	5-10	165	OL/DL
67	Kody Yates	9	5-8	180	OL/DL
68	Collin Tomack	9	5-6	170	OL/DL
69	Aiden Hite	9	6-2	250	OL/DL
70	Troy Vermillion	10	6-0	265	OL/DL
71	Lane Vorhees	10	6-0	230	OL/DL
72	Trevor Atkins	9	5-10	165	OL/DL
73	Andrew Combs	9	6-0	300	OL/DL
74	Avery Linton	9	5-9	190	OL/DL
75	Dawson Pickens	10	6-1	270	OL/DL
76	Devan Brooks	9	5-7	150	OL/LB
77	Dalton Brooks	10	5-9	195	OL/LB
78	Keiton Arledge *	11	6-3	330	OL/DL
79	Leiland Everett	9	5-7	150	OL/LB
80	Henry Pierce **	12	6-2	190	TE/DL Capt.
81	Lucas Wolfe	9	5-10	150	TE/DL
82	Julian Harris	9	5-7	130	WR/LB
86	Ian Allen	12	6-2	175	TE/DL
88	Cody Wyckoff	10	5-11	175	TE/DL

* = Letters Earned

All-Time School Record: 572-398-37

Head Coach: Mike Eddy (Fairmont State University, 2nd season at LHS, 56-60 overall and 4-8 at LHS)

Asst. Coaches: Jim Huntsberger (Special teams coordinator; wide receivers, defensive ends); Josh Sturgell (LHS '04; tight ends & outside linebackers); Pat Walsh (LHS '89; offensive line & inside linebackers); Kelly Wolfe (LHS '87; offensive coordinator; quarterbacks & defensive backs); Tim Woodgeard (LHS '95; offensive line, defensive tackles, Freshman coach); Herb Hufford

2020 Varsity Schedule

Date	Opponent	Location	Time-Result
Aug. 28	Jackson	LOGAN	Loss, 14-48
Sept. 4	Amanda-Clearcreek	Away	Loss, 12-17
Sept. 11	Warren	LOGAN	7:00 PM
Sept. 18	Bloom-Carroll	LOGAN	7:00 PM
Sept. 25	Logan Elm	Away	7:00 PM
Oct. 2	Watkins Memorial	Away	7:00 PM
Oct. 9	OHSAA Playoffs	TBA	7:00 PM

2020 Junior Varsity Schedule

Date	Opponent	Location	Time-Result
Mon. 8/31	Jackson	Jackson	Loss, 00-28
Sat. 9/5	Amanda-Clearcreek	Logan	WIN, 28-00
Sat. 9/19	Bloom-Carroll	Carroll	10:00 AM
Mon. 9/28	Logan Elm	Logan	5:30 PM
Mon. 10/5	Watkins Memorial	Logan	5:30 PM
Mon. 10/12	Sheridan	Logan	5:30 PM
Sat. 10/17	Meigs	Logan	10:00 AM
Sat. 10/24	Maysville	Maysville	10:00 AM

2020 Freshman Schedule

Date	Opponent	Location	Time-Result
Mon. 9/14	Sheridan	Logan	5:30 PM
Thurs. 10/1	Watkins Memorial	Logan	5:30 PM
Thurs. 10/22	Jackson	Logan	5:30 PM

2020 Warren Warriors Varsity Roster

No.	Name	Class	HT	WT	Pos.
2	Evan Gandee	12	6-1	185	WR/DB
5	Joel Chevalier	12	6-1	180	WR/CB/K/P
7	Kurt Taylor	12	6-2	180	QB/DB
8	Cole Hupp	12	5-10	175	WR/OLB/DB
10	Derek McAfee	11	5-10	160	WR/CB
11	Connor Roddy	9	5-7	125	WR/DB
12	Peyten Kellar	12	6-0	160	RB/SS
13	Taylor Bowers	10	5-9	170	RB/SS
18	Nate Anrkom	10	6-0	150	TE/OLB
20	Brayden Gerber	12	5-11	190	RB/ILB
21	Hunter Vincent	11	5-11	215	FB/ILB
22	Colton Eddy	10	5-9	160	WR/CB
24	Carson Gandee	9	5-10	160	TE/OLB
25	Brayden Sallee	11	6-3	200	WR/OLB/K
31	Garrett Powell	9	5-10	140	WR/DB
33	Jason Williams	9	5-9	170	RB/ILB
34	Hunter Grimm	10	5-10	145	WR/DB
50	Austin Carpenter	12	6-0	205	OL/ILB
51	Eugene Pahl III	9	6-1	155	OL/OLB
52	JT Rice	11	5-6	180	OL/ILB
55	Hayden Murdock	12	5-11	200	OL/DL/LB
58	David Berga	11	5-11	245	OL/DL
61	Dylan Keife	12	5-10	190	OL/LB
64	Carter Cox	10	5-11	220	OL/DL
65	Bailor Humphreys	12	5-9	310	OL/DL
68	Kartyr Armstrong	9	6-1	235	OL/DL
70	Ryan Brown	12	5-10	155	OL/DL
71	Colten Gilliland	9	5-6	180	OL/DL/LB
72	Wyatt Grayson	12	6-0	280	OL/DL
75	Layne Richards	9	5-10	320	OL/DL
76	Jake Welch	12	6-1	290	OL/DL
77	Gabe Bookman	11	6-3	305	OL/DL
79	Dennis Pettey	11	6-0	235	OL/DL
80	Jon Ankrom	9	5-9	135	RB/ILB
81	Ayden Atkinson	9	5-7	140	WR/DB
84	Brandon Moat	9	5-7	135	WR/DB
85	Jake Baumgard	12	6-6	230	TE/DL
87	Josh Welch	12	6-2	220	TE/OLB

Head Coach: Matt Kimes (2nd overall season; 7-5 overall record; 2nd season at WHS, 7-5 record)

Asst. Coaches: Shawn Taylor, Jason Gandee, Sean Smith, Dave Schaad, Joe Edgell, Alex Ash, Eric Proctor, Andrew Vincent

2020 Varsity Football Schedule

Date	Opponent	Location	Time/Result
08/28	Marietta	HOME	WIN, 28-06
09/04	Fort Frye	HOME	Loss, 20-27
09/11	Logan	Away	7:00 PM
09/18	Meigs	Away	7:00 PM
09/26	Union Local	HOME	7:00 PM
10/02	Fairfield Union	Away	7:00 PM

Logan Vs Warren All-Time Series History (Since 1912)

Total Games: 32

First Game: 1986

Logan Wins: 27

Warren Wins: 5

Total Score: Logan 1190 (37 per game), Warren 442 (14 per game)

Last Logan Win: 2017, 43-14 at Logan

Last Warren Win: 2012, 49-8 at Warren

Current Streak: Logan has won 5 straight.

Year	Location	Winning Team	Score
1986	Logan	Logan	07-06
1987	Warren	Logan	21-07
1988	Logan	Logan	12-07
1989	Warren	Logan	06-00
1990	Logan	Logan	26-13
1991	Warren	Logan	21-20 (OT)
1992	Logan	Logan	42-09
1993	Warren	Logan	49-15
1994	Logan	Logan	38-14
1995	Warren	Warren	25-34
1996	Logan	Warren	31-32
1997	Warren	Warren	28-31
1998	Logan	Logan	21-14 (OT)
1999	Warren	Logan	35-07
2000	Logan	Logan	56-27
2001	Warren	Logan	42-00
2002	Logan	Logan	53-07
2003	Warren	Logan	42-00
2004	Logan	Logan	62-15
2005	Warren	Logan	48-07
2006	Warren	Logan	65-00
2007	Logan	Logan	60-07
2008	Logan	Logan	42-00
2009	Warren	Logan	31-15
2010	Warren	Logan	15-10
2011	Logan	Warren	34-40 (2OT)
2012	Warren	Warren	08-49
2013	Logan	Logan	49-22
2014	Warren	Logan	13-06
2015	Logan	Logan	39-00
2016	Warren	Logan	26-14
2017	Logan	Logan	43-14
2020	Logan		

Game Notes:

- **Tonight's Match-up** Tonight renews an old SEOAL rivalry when the Warren Warriors visit Logan Chieftain Stadium for an early season Senior Night celebration. Warren and Logan met every season from 1986-2017, with all but the last game played under the SEOAL banner. The last ever SEOAL football game was the season finale at Warren in 2016.

Logan leads the all-time series 27-5, but despite that lopsided number the game was tightly contested between 1986 and 1998 and the three overtime games between the two are the most in Logan history.

Warren is in a renaissance under second year head coach Matt Kimes. Kimes, who worked under current LHS grid boss Mike Eddy at Parkersburg South, coached the Warriors to a 6-4 record last fall. Warren topped Marietta 28-6 in a weather shortened season opener and nearly upset Fort Frye last week before falling 27-20. Fort Frye has won 29 straight regular season games.

Logan won four of their final six games to finish 4-6 overall last fall with three of Logan's six losses coming by a single touchdown or less. The Chieftains opened with a 48-14 defeat against perennial playoff qualifier Jackson and lost a tough matchup at Amanda-Clearcreek 17-12 last week.

- **Who to watch: Logan** On offense, junior *Traten Poling* has been versatile playing in the slot and in the backfield running 5 times for 22 yards and a pair of scores while catching 9 passes for 116 yards. Quarterback *Ian Frasure* completed 13 of 25 passes for 172 yards while running for 49 on 12 carries against the Aces. Senior back *Caden McCarty* caught a pair of passes for 25 yards, including a late game 4-yard score.

Defensively *Poling* recorded 12 tackles last week including one for loss from his outside linebacker post while end *Henry Pierce* pulled down 11 opponents including a sack while also blocking a field goal attempt. Sophomore defensive back *Brayden Sturgell* made 8 stops and broke up a pass.

- **Who to watch: Warren** The Warrior offense is built around the aerial duo of seniors quarterback *Kurt Taylor* and receiver *Evan Gandee*. The pair have rewritten the WHS record books and had a break out game last Friday. Taylor completed 15 of 24 passes for 240 yards and three touchdowns with Gandee catching 8 for 159 yards and two scores.

Defensively, the blue and white are much improved. *Jake Welch* is a physical presence at noseguard while outside linebackers *Josh Welch* and *Dylan Keife* are athletic and versatile.

- **Familiar faces** Logan head coach Mike Eddy and Warren head coach Matt Kimes are both in their second year at their new schools. Kimes served as Eddy's offensive coordinator at Parkersburg South High School before both left PSHS for jobs at the Ohio schools.
- **Family tradition** On paper it would appear that Logan has completely dominated the series between the two schools. Although Logan holds a 27-5 advantage in the series, for the first 15 years the series featured highly competitive games. Logan has played 11 overtime games in its history, but Warren is the only school to have more than one. Logan defeated the Warriors in overtime in 1991 and 1998 while Warren won an overtime game in 2011.

Three of Warren's five wins in the series came in a three year stretch from 1995-1997 when brothers Shawn and Jason Taylor played under center for the Warriors. The '95 team was Warren's only SEOAL football champion

Kurt Taylor, tonight's starting quarterback for the Warriors, is Shawn's son. The Taylor's hope to continue the family tradition with a win over the Chieftains tonight.

- **You are looking live** Fans can live stream tonight's game two different ways. An audio feed is available at <http://www.983samfm.com> with Scott Vermillion on the call while LHS-TV2 will have a video feed available for \$10 at <http://www.plicktv.com>.
- **Captains** Logan named six captains this fall; Ian Frasure, Caden McCarty, Jonny McClelland, Henry Pierce, Traten Poling, and Quinn Walsh. McClelland is just the third two-time captain in school history while Poling is only the fourth underclassman to be named a captain.

McCarty joins his brother, Corey, who was captain in 2012 while Walsh follows in the footsteps of his father, Pat, who was a captain in 1988. Pat Walsh is currently a Varsity assistant.

- **On this date** This will be the tenth Chieftain football game ever played on September 11, with Logan holding a 6-3 record. The Chieftains opened their second 10-0 season with a 32-0 win over Bexley in 1964 and poured 64 points on rival Nelsonville-York in a 64-0 win in 1970. Logan's 2009 undefeated team trounced Hamilton Township 49-7 and most recently the 2015 Chieftains scored a late touchdown to down Meigs 27-22 on their way to an 8-2 record.

Previous Sept. 11 Games:

1964 – Logan 32, (VS) Bexley 0

1970 – Logan 64, (VS) Nelsonville-York 0

1981 – Logan 0, (VS) Whitehall-Yearling 41

1987 – Logan 20, (VS) Miami Trace 12

1992 – Logan 7, (AT) Nelsonville-York 33

1998 – Logan 34, (AT) Nelsonville-York 29

2004 – Logan 10, (AT) Pick. North 13

2009 – Logan 49, (AT) Hamilton Twp. 7

2015 – Logan 27, (VS) Meigs 22

2020 Logan Football Two-Deep*Offense*

QB	10	Ian Frasure	5-10	155lbs	SR
		<i>29-64 passing, 348 yards, 2TDs, 3 INTs; 19 carries, 87 yards</i>			
	7	Brayden Sturgell	6-0	155lbs	Soph
		<i>1 carry, 17 yards</i>			
RB	24	Caden McCarty	6-0	185lbs	SR
		<i>35 carries, 150 yards; 5 receptions, 44 yards, TD</i>			
	31	Traten Poling	6-0	190lbs	JR
		<i>5 carries, 22 yards, 2TDs; 9 receptions, 116 yards</i>			
RB/Slot	31	Traten Poling	6-0	190lbs	JR
		<i>5 carries, 22 yards, 2TDs; 9 receptions, 116 yards</i>			
	3	Alex Thompson	5-7	150lbs	Soph
Slot	2	Jonny McClelland	6-0	175lbs	SR
		<i>10 receptions, 125 yards; 1 carry, 0 yards</i>			
	3	Alex Thompson	5-7	150lbs	Soph
Receiver	11	Owen Angle	6-1	165lbs	JR
	7	Brayden Sturgell	6-0	155lbs	Soph
		<i>2 receptions, 24 yards; 1 carry, 17 yards</i>			
Receiver	6	Hunter Hill	6-0	150lbs	Soph
		<i>2 receptions, 36 yards, TD</i>			
	7	Brayden Sturgell	6-0	155lbs	Soph
		<i>2 receptions, 24 yards; 1 carry, 17 yards</i>			
TE	80	Henry Pierce	6-2	190lbs	SR
	19	Justin Mustard	6-0	165lbs	JR
RT	64	Mason Linton	5-8	235lbs	JR
	51	Cayden Alford	6-5	200lbs	Soph
RG	50	Carson Hodson	6-1	215lbs	JR
	77	Dalton Brooks	5-9	195lbs	Soph
C	54	Tyler Kost	6-1	185lbs	SR
	58	Quinn Walsh	6-1	230lbs	SR
LG	58	Quinn Walsh	6-1	230lbs	SR
	71	Lane Vorhees	6-3	230lbs	Soph
LT	78	Keiton Arledge	6-3	330lbs	JR
	61	Isaiah Campbell	6-0	230lbs	JR

2020 Logan Football Two-Deep*Defense*

DE	80	Henry Pierce	6-2	190lbs	SR	
		<i>14 total tackles (7 solo); 1 sack, 1 block</i>				
	61	Isaiah Campbell	6-0	230lbs	JR	
		<i>2 total tackles (2 solo); 1 for loss</i>				
DT	50	Carson Hodson	6-1	215lbs	JR	
		<i>12 total tackles (7 solo)</i>				
	78	Keiton Arledge	6-3	330lbs	JR	
NG	64	Mason Linton	5-8	235lbs	JR	OR...
		<i>4 total tackles (1 solo)</i>				
	60	Cason Downard	6-0	250lbs	Soph	
		<i>1 total tackle; 1 FR</i>				
DE	54	Tyler Kost	6-1	185lbs	SR	
		<i>3 total tackles (2 solo); 1 sack</i>				
	51	Cayden Alford	6-5	200lbs	Soph	
		<i>1 total tackle</i>				
OLB	31	Traten Poling	6-0	190lbs	SR	
		<i>15 total tackles (7 solo); 1 for loss, 1 CF, 1 Block</i>				
	19	Justin Mustard	6-0	165lbs	JR	
		<i>6 total tackles (3 solo); 1 PBU</i>				
ILB	58	Quinn Walsh	6-1	230lbs	SR	OR...
		<i>4 total tackles (3 solo)</i>				
	19	Justin Mustard	6-0	165lbs	JR	
		<i>6 total tackles (3 solo); 1 PBU</i>				
ILB	38	Cody Carrell	5-8	170lbs	SR	
		<i>8 total tackles (6 solo); 1 CF, 1FR</i>				
	77	Dalton Brooks	5-9	195lbs	Soph	
		<i>2 total tackles</i>				
SS (Adj)	2	Jonny McClelland	6-0	175lbs	SR	
		<i>11 total tackles (5 solo); 1 PBU, 2 FR</i>				
	21	Varik Fick	5-11	150lbs	Soph	
CB	10	Ian Frasure	5-10	155lbs	SR	
		<i>9 total tackles (5 solo)</i>				
	6	Hunter Hill	6-0	150lbs	Soph	
CB	3	Alex Thompson	5-7	150lbs	Soph	
		<i>4 total tackles (3 solo)</i>				
	11	Owen Angle	6-1	165lbs	JR	
		<i>1 total tackle</i>				
FS	24	Caden McCarty	6-0	185lbs	SR	
		<i>6 total tackles (4 solo); 1 PBU</i>				
	7	Brayden Sturgell	6-0	155lbs	Soph	
		<i>12 total tackles (6 solo); 1 PBU</i>				



2020 Logan Varsity Football Stats



TEAM STATS	LHS	OPP
First Downs	33	27
Plays from Scrimmage	133	98
Rushing (Plays-Yards)	67-269	61-239
Passing Yards	348	364
Total Yards	617	603
Passes (Comp-Att-Yards)	29-66-3	19-37-0
Fumbles (No.-Lost)	5-1	8-4
Penalties (No.-Yards)	13-114	5-39

LOG – 00 – 12 – 00 – 14 - 26

OPP – 21 – 23 – 08 – 13 – 65

Rushing Leaders

Player	Attempts	Yards	TDs	Yards/Carry
Caden McCarty	35	150	0	4.29
Ian Frasure	19	87	0	4.58
Traten Poling	5	22	2	4.40
Brayden Sturgell	1	17	0	17.00
Varik Fick	3	16	0	5.33
Jonny McClelland	1	0	0	0.00
TEAM	3	(-23)	0	-

Passing Leaders

Player	Comp.	Attempts	Yards	TDs	INTs
Ian Frasure	29	64	348	2	3

Receiving Leaders

Player	Rec.	Yards	TDs
Jonny McClelland	10	125	0
Traten Poling	9	116	0
Caden McCarty	5	44	1
Hunter Hill	2	36	1
Brayden Sturgell	2	24	0
Izaac Swope	1	3	0

Scoring Stats

Player	TDs	PAT	2P	FG	Total Points
Traten Poling	2	0	1	0	14
Hunter Hill	1	0	0	0	6
Caden McCarty	1	0	0	0	6



Logan Football Individual and Team Records



Individual Records

Passing

Most Attempts, Game

Most Attempts, Season

Most Attempts, Career

Lane Little, 40, vs Lancaster, 2014

Patrick Angle, 302, 2009

Patrick Angle, 596, 2007-2009

Most Completions, Game

Most Completions, Season

Most Completions, Career

Patrick Angle, 27 vs Pick. North, 2009

Patrick Angle, 193, 2009

Patrick Angle, 377, 2007-2009

Most Passing Yards, Game

Most Passing Yards, Season

Most Passing Yards, Career

Patrick Angle, 324 at Pick. North, 2008

Patrick Angle, 2546, 2009

Patrick Angle, 5,112, 2007-2009

Most Passing TDs, Game

Most Passing TDs, Season

Most Passing TDs, Career

Lane Little, 5, vs Cambridge, 2015

Lane Little, 5, at Gallipolis, 2015

Lane Little, 30, 2015

Patrick Angle, 51, 2007-2009

Best Completion %, Game (Atleast 10 att)

Best Completion %, Season (Atleast 100 att)

Best Completion %, Career (Atleast 200 att)

Patrick Angle, 1.00 (15-15), at Hamilton Twp, 2009

Patrick Angle, .639, 2009

Patrick Angle, .632, 2009

Fewest INTs, Season (atleast 70 att)

Fewest INTs, Career (atleast 300 att)

Consecutive passes w/o an interception

Nick Kost, 0 INTs, 2013

Lane Little, 8, 2015

Patrick Angle, 129 passes, 2009

Most Consecutive Completed Passes, Season

Most Consecutive Completed Passes, Game

Longest Completion (for Touchdown)

Patrick Angle, 17, vs Hamilton Twp (15) & Gallia Academy (2), 2009

Patrick Angle, 15, vs Pickerington North, 2009

Patrick Angle, 15, at Hamilton Township, 2009

Chad Zimmerman, 96 yards v. Warren, 1994

Rushing

Most Rushing Yards, Game

Most Rushing Yards, Season

Most Rushing Yards, Career

Austin Rohr, 398 vs Marietta, 2003

Derek Harden, 1670, 2000

Kelly Wolfe, 3837, 1983-1986

Most Rushing Attempts, Game

Most Rushing Attempts, Season

Most Rushing Attempts, Career

Justin Frye, 42 vs Marietta, 2006

Derek Harden, 280, 2000

Kelly Wolfe, 638, 1983-1986

Most Rushing TDs, Game

Most Rushing TDs, Season

Most Rushing TDs, Career

Derek Harden, 6 vs Athens, 2001

Isaac Schmeltzer, 6 vs Warren, 2013

Derek Harden, 28, 2000

Derek Harden, 50, 1999-2001

Yards per carry, Game

Yards per carry, Season

Yards per carry, Career

John Cosgrove, 21.25 vs New Lex., 1994

John Cosgrove, 9.58, 1994

Bryce McBride, 8.43, 2013-2015

Most 100 yard games, Season

Most 200 yard games, Season

Most 200 yard games, Career

Wayne Bateman, 9, 1999

Derek Harden, 9, 2000

Justin Frye, 5, 2006

Austin Rohr, 6, 2001-2003

Justin Frye, 6, 2006-2007

Larry Bainter, 99 yards vs Middleport, 1960

LoganFootball.com Media Notes

Bryce McBride, 99 yards vs Portsmouth, 2013

Receiving

Most Receptions, Game

Most Receptions, Season

Most Receptions, Career

Zach McDaniel, 14, vs Pickerington North, 2008

Mason Mays, 60, 2009

Mason Mays, 121, 2007- 2009

Most Receiving Yards, Game

Most Receiving Yards, Season

Most Receiving Yards, Career

DJ Conrad, 260 vs Miami Trace, 1985

Isaiah Smith, 1,044, 2015

Mason Mays, 1,779, 2007-2009

Most TD Receptions, Game

Most TD Receptions, Season

Most TD Receptions, Career

Longest Reception (for TD)

Eric Cox, 4 vs River Valley, 1994

Isaiah Smith, 18, 2015

Isaiah Smith, 28, 2013-2015

Eric Cox, 96 yards vs Warren, 1994

Scoring

Most Points, Game

Most Points, Season

Most Points, Career

Isaac Schmeltzer, 42 points, vs Warren 2013

Derek Harden, 176, 2000

Derek Harden, 308, 1999-2001

Most TDs, Game

Most TDs, Season

Isaac Schmeltzer, 7, vs Warren 2013

John Cosgrove, 29, 1994

Derek Harden, 29, 2000

Derek Harden, 51, 1999-2001

Most TDs, Career

Kicking Points, Game

Jordan Jackson, 10 vs Marietta, 1993

Matt Shaw, 10 at Warren, 1999

Kicking Points, Season

Adam Puhl, 68, 2000

Derek Montgomery, 68, 2009

Matt Shaw, 123, 1997-1999

Kicking Points, Career

Kicking

Most PATs, Game

Most PATs, Season

Most PATs, Career

Adam Puhl, 9 vs Jackson, 2000

Adam Puhl, 65, 2000

Adam Puhl, 104, 2000-2001

Most FGs, Game

Eleven Times at 2, Most recent was Derek Montgomery vs Warren, 2010 and Zanesville 2009

Most FGs, Season

Josh Jackson, 11, 1991

Most FGs, Career

Derek Montgomery, 16, 2009-2010

Longest FG Made

Longest Punt

Josh Jackson, 47 yds vs Zanesville, 1991

Johnny Conrad, 63 yds vs Pt. Pleasant, 2000

Joe Karshner, 70 yds at Jackson, 1938

Interceptions

Most INTs, Game

Mutiple Tied at 3, most recent Lucas Wright vs. Portsmouth 2007

Most INTs, Season

Greg Poston, 11, 1967

Chad Zimmerman, 11, 1993

Most INTs, Career

Lucas Wright, 17, 2005-2007

Longest INT Return

Evan DeLong, 101 yards, vs Loudonville 2013

Kick Returns

Longest Kick-Off Return (for TD)

Bill Shaw, 95 yards, vs Glouster 1939

Alex Clutter, 95 yds, at Watkins Mem., 1995

Isaac Schmeltzer, 95 yds, vs Teays Valley, 2013

Nick Maniskas, 87 yards vs Jackson, 1987

Longest Punt Return (for TD)

Miscellaneous**Most Consecutive Games Played**

Robbie Johnson, 37 games, 1960-1963

Bob Stewart, 37 games, 1960-1963

Dean Jordan, 89 yards, vs Lancaster, 2014

Longest fumble return (for TD)*Team Records***Passing****Most Attempts, Game**

42, vs Lancaster, 2014

Most Attempts, Season

336, 2009

Most Passing Yards, Game

390, at Gallia Academy, 2009

Most Passing Yards, Season

2832, 2009

Most Completions, Game

28 vs Pickerington North, 2009

Most Completions, Season

209, 2009

Most Passing TDs, Game

5, 3X, most recent at Gallipolis, 2015

Most Passing TDs, Season

28, 2009

Rushing**Most Rushing Attempts, Game**

74, vs New Lexington, 1980

Most Rushing Attempts, Season

553, 2000

Most Rushing Yards, Game

562, vs Portsmouth, 2013

Most Rushing Yards, Season

3050, 2000

Most Rushing TDs, Game

9, at Warren, 2006

Most Rushing TDs, Season

49, 2000

Total Yardage**Most Total Yardage, Game**

649, at Athens, 2015

Most Total Yardage, Season

4974, 2000

Scoring**Most Points, Quarter**

42 vs Marietta, 2007

Most Points, Game

81 vs New Lexington, 1920

Most Points, Season

519, 2000

Least Points, Season

21, 1929

Most Points Allowed, Game

62 vs Columbus West, 1930

Most Points Allowed, Season

337, 2017

Least Points Allowed, Season

12, 1933

Victories**Most Wins, Season**

12

Most Consecutive Wins

18, 1963-1965

Most Consecutive Wins, Reg. Season

29, 1999-2001

29, 2007-2009

34, 2004-2009

Most Consecutive SEOAL Wins**Largest Winning Margin**

81 vs New Lexington, 1920

Largest Win via Shut-Out

81-0 vs New Lexington, 1920

Defeats**Most Losses, Season**

9, 2011

Most Consecutive Losses

11, 2018-2019

Largest Losing Margin

58, vs Dublin Jerome (58-0), 2016

Largest Loss via Shut-Out

58-0 vs Dublin Jerome, 2016

First Downs**Most 1st Downs, Game**

27, vs Athens, 1986

27, at Athens, 2015

Most 1st Downs, Season

262, 2000

Logan Football Starting Line-Up (09/11/2020 VS Warren)*Offense*

QB	10	Ian Frasure	5-10	155lbs	SR	
RB	24	Caden McCarty	6-0	185lbs	SR	
H-B	31	Traten Poling	6-0	190lbs	JR	
Slot	2	Jonny McClelland	6-0	175lbs	SR	
R	11	Owen Angle	6-1	165lbs	JR	
R	6	Hunter Hill	6-0	150lbs	Soph	
TE	80	Henry Pierce	6-2	190lbs	SR	
RT	64	Mason Linton	5-8	235lbs	JR	OR...
RT	51	Cayden Alford	6-5	200lbs	Soph	
RG	58	Quinn Walsh	6-1	230lbs	SR	
C	50	Carson Hodson	6-1	215lbs	JR	
LG	54	Tyler Kost	6-1	185lbs	SR	
LT	78	Keiton Arledge	6-3	330lbs	JR	

Other Offensive Players:

R	1	Izaac Swope	5-8	135lbs	Soph	
R	7	Brayden Sturgell	6-0	155lbs	Soph	

Defense

DE	80	Henry Pierce	6-2	190lbs	SR	
DT	50	Carson Hodson	6-1	215lbs	JR	
NG	64	Mason Linton	5-8	235lbs	JR	OR...
NG	78	Keiton Arledge	6-3	330lbs	JR	
DE	54	Tyler Kost	6-1	185lbs	SR	
OLB	31	Traten Poling	6-0	190lbs	JR	
ILB	58	Quinn Walsh	6-1	230lbs	SR	OR...
ILB	19	Justin Mustard	6-0	165lbs	JR	
ILB	38	Cody Carrell	5-8	170lbs	SR	
Adj.	2	Jonny McClelland	6-0	175lbs	SR	
CB	10	Ian Frasure	5-10	155lbs	SR	
CB	3	Alex Thompson	5-7	150lbs	Soph	
FS	24	Caden McCarty	6-0	185lbs	SR	

Other Defensive Players:

FS	7	Brayden Sturgell	6-0	155lbs	Soph	
CB	11	Owen Angle	6-1	165lbs	JR	
DE	51	Cayden Alford	6-5	200lbs	Soph	
DT	60	Cason Downard	6-0	250lbs	Soph	

Specialists:

PK	23	Zach Chapin	6-0	190lbs	Soph	
HO	9	Easton Castle	5-4	135lbs	Soph	
LS	50	Carson Hodson	6-1	215lbs	JR	
P	10	Ian Frasure	5-10	155lbs	SR	
KR/PR	31	Traten Poling	6-0	190lbs	JR	
KR	2	Jonny McClelland	6-0	175lbs	SR	

Warren Football Starting Line-Up (09/11/2020 AT Logan)*Offense*

QB	7	Kurt Taylor	6-2	180lbs	SR
RB	20	Brayden Garber	5-11	190lbs	SR
R	2	Evan Gandee	6-1	185lbs	SR
R	5	Joel Chevalier	6-1	180lbs	SR
R	12	Peyten Kellar	6-0	160lbs	SR
TE/H	87	Josh Welch	6-2	220lbs	SR
RT	58	David Berga	5-11	245lbs	JR
RG	55	Hayden Murdock	5-11	200lbs	SR
C	72	Wyatt Grayson	6-0	280lbs	SR
LG	50	Austin Carpenter	6-0	205lbs	SR
LT	76	Jake Welch	6-1	290lbs	SR

Other Offensive Players:

R	8	Cole Hupp	5-10	175lbs	SR
RB	13	Taylor Bowers	5-9	170lbs	Soph
FB	21	Hunter Vincent	5-11	215lbs	JR
WR	25	Brayden Sallee	6-3	200lbs	JR
OL	79	Dennis Pettey	6-0	235lbs	JR
TE	85	Jake Baumgard	6-6	230lbs	SR

Defense

DL	55	Hayden Murdock	5-11	245lbs	SR
NG	76	Jake Welch	6-1	290lbs	SR
DL	79	Dennis Pettey	6-0	235lbs	JR
OLB	87	Josh Welch	6-2	220lbs	SR
ILB	52	JT Rice	5-6	180lbs	JR
ILB	21	Hunter Vincent	5-11	215lbs	JR
OLB	61	Dylan Keife	5-10	190lbs	SR
CB	5	Joel Chevalier	6-1	180lbs	SR
S	12	Peyten Kellar	6-0	160lbs	SR
S	2	Evan Gandee	6-1	185lbs	SR
CB	10	Derek McAfee	5-10	160lbs	JR

Other Defensive Players:

S	7	Kurt Taylor	6-2	180lbs	SR
LB	8	Cole Hupp	5-10	175lbs	SR
DB	22	Colton Eddy	5-9	160lbs	Soph
LB	25	Brayden Sallee	6-3	200lbs	JR
DL	58	David Berga	5-11	245lbs	JR
DL	65	Bailor Humphreys	5-9	310lbs	SR

Specialists:

PK	5	Joel Chevalier	6-1	180lbs	SR
HO	7	Kurt Taylor	6-2	180lbs	SR
LS	21	Hunter Vincent	5-11	215lbs	JR

P	5	Joel Chevalier	6-1	180lbs	SR
---	---	----------------	-----	--------	----

PR/KR	2	Evan Gandee	6-1	185lbs	SR
KR	12	Peyten Kellar	6-0	160lbs	SR