



Logan Football Media Guide

2021



Logan Football Media Guide 2021

Table of Contents:

Pgs. 3-5 Season By Season Records
 Pgs. 6-7 All-Time Results by Opponent
 Pg. 8 Logan Playoff History
 Pgs. 9-10 Varsity Schedule
 Pg. 11 Logan Chieftain Stadium
 Pgs. 12-13 Logan Chieftain Stadium Records
 Pgs. 14-15 LHS Varsity Roster
 Pg. 15 LHS 9th/JV Schedules
 Pg. 16 Varsity Coaching Staff
 Pg. 17 LHS Coaching History
 Pgs. 18-21 2021 Season Preview
 Pgs. 22-29 2021 Position Preview
 Pgs. 30-31 Opponent Schedules
 Pgs. 32-33 2020 Season Stats
 Pg. 34 2020 Award Winners
 Pgs. 35-42 Perfection
 Pg. 43 LHS Overtime History
 Pgs. 44-45 All-Ohio Selections
 Pg. 46 SEOAL COYs and MVPs
 Pg. 47.... District COYs and MVPs
 Pgs. 48-51 Individual & Team Records
 Pgs. 52-61 Rushing Records
 Pgs. 62-72 Passing Records
 Pgs. 73-79 Receiving Records
 Pgs. 80-85 Scoring & Kicking Records
 Pgs. 86-102 Team Records
 Pgs. 103-109 Non-Offensive Score List
 Pgs.110-115 Opponent Non-Offensive Score List
 Pgs. 116-118 All-Time LHS Captains
 Pgs. 119-125 All-Time All-SEOAL Selections
 Pgs. 126-129 ... All-Time All-District Selections
 Pgs. 130-157 All-Time Letterwinners
 Pg. 158 LHS Football Traditions
 Pg. 159 All-Time SEOAL Standings
 Pg. 160 All-Time SEOAL Champions
 Pg. 161 2021 Team Photo

CHIEFTAIN FACTS

Location: 14470 St. Rt. 328,
 Logan, OH, 43138
 Superintendent: Monte Bainter
 School Board: President, VP Lance
 Bell, Mark Barrell,
 Scott Anzalone, Amy
 Black; Treasurer Paul
 Shaw
 Principal: Courtney Spatar
 School Phone Number: (740)-385-2069
 School Fax Number: (740)-385-9564
 Website: <http://loganhocking.k12.oh.us>
 Enrollment: approx. 1200 students
 Nickname: Chieftains
 Colors: Purple and White
 Affiliation: Ohio High School
 Athletic Assoc.
 Conference: Independent

ATHLETIC STAFF

Athletic Director: Theresa Schultheiss
 Phone: (740)-385-2069 ext 11021
 Athletic Secretary: Lisa Snider
 Phone: (740)-385-2069 ext 11021

Football Website: <http://www.loganfootball.com/>
 Twitter: @Logan_Football

Instagram: @gochiefsfootball

FOOTBALL STAFF

Head Coach: Mike Eddy
 HS Alma Matter: Tyler County HS
 Alma Matter: Fairmont State University
 Record : 59-65 (7-13 at LHS)
 Asst. Coaches: Kelly Wolfe (LHS
 '87), Pat Walsh (LHS
 '89), Tim Woodgeard
 (LHS '95), Josh
 Sturgell (LHS '04),
 Herb Hufford, John
 Teal (LHS '11)
 Team Doctor: Dave Cummin
 P.A. Announcer: Jeff Dickerson



Logan Chieftains Record by Season



Season	Overall Record	SEOAL Record	Head Coach	Alma Matter
1912	3-1-1		Claude Petit	Case Western Reserve
1913	3-2-1		N.B. Nunamaker	Otterbein
1914	5-2		Earl C. Reed	Ohio Northern
1915	3-3		Earl C. Reed	Ohio Northern
1916	0-0*		D.H. Talbott	-
1917	5-2		J. C. Linville	Ohio University
1918	2-1-1		Harry Seidenstrecker	-
1919	4-2		M.T. Moorehead	-
1920	3-3-2		Homer Geiger	Bluffton College
1921	6-3-1		Homer Geiger	Bluffton College
1922	5-2-1		Herman Lehman	Otterbein
1923	4-4-1		Herman Lehman	Otterbein
1924	3-4-1		Herman Lehman	Otterbein
1925	8-2	3-2	Harley Meyer	Capital
1926	4-3-1	2-3	Harley Meyer	Capital
1927	3-4-1	1-3	Harley Meyer	Capital
1928	4-5	2-2	Ted D. Sawyer	Ohio University
1929	1-8	1-4	Ted D. Sawyer	Ohio University
1930	1-8	0-6	Ted D. Sawyer	Ohio University
1931	4-5-1	2-3-1	John "Red" Longley	Ohio University
1932	4-6	3-4	John "Red" Longley	Ohio University
1933	6-1-3	4-1-1	John "Red" Longley	Ohio University
1934	10-0	5-0 **	John "Red" Longley	Ohio University
1935	7-2-1	4-2-1	Carl Schroeder	Wittenberg
1936	2-7	1-5	Tom Bender	Ashland College
1937	7-3	4-1	Tom Bender	Ashland College
1938	6-3-1	2-2-1	Tom Bender	Ashland College
1939	8-2	6-1 **	Tom Bender	Ashland College
1940	7-3	6-1	Tom Bender	Ashland College
1941	8-1	7-0*	Tom Bender	Ashland College
1942	2-6-2	2-4-1	Clarence L. Mackey	Emory & Henry College
1943	7-1-1	5-1-1	Clarence L. Mackey	Emory & Henry College
1944	6-4	5-2	Tom Armstrong	Tusculum College
1945	7-2-1	4-2-1	Tom Armstrong	Tusculum College
1946	5-3-1	5-2	Tom Armstrong	Tusculum College
1947	5-3-1	4-2-1	Dwight Diller	Central MO State College
1948	5-4	4-3	Dwight Diller	Central MO State College
1949	5-3-1	4-2-1	Dwight Diller	Central MO State College

1950	5-5	4-3	Dwight Diller	Central MO State College
1951	5-4	5-2	Dwight Diller	Central MO State College
1952	6-1-1	5-0-1*	Dwight Diller	Central MO State College
1953	1-8	1-6	Dwight Diller	Central MO State College
1954	3-6	3-4	Alson Schrivner	Cedarville
1955	2-5-2	1-5-1	Alson Schrivner	Cedarville
1956	3-6	3-4	Alson Schrivner	Cedarville
1957	5-3-1	5-1-1	Mel Adams	Rio Grande College
1958	7-2	6-1**	Mel Adams	Rio Grande College
1959	5-2-2	3-2-2	Mel Adams	Rio Grande College
1960	5-5	4-3	Mel Adams	Rio Grande College
1961	6-3	5-2	Mel Adams	Rio Grande College
1962	5-4	4-3	Mel Adams	Rio Grande College
1963	7-2	7-0*	Mel Adams	Rio Grande College
1964	10-0	7-0*	Mel Adams	Rio Grande College
1965	7-3	5-2	Mel Adams	Rio Grande College
1966	6-3	5-2	Richard "Dick" Mikes	Ohio University
1967	8-1	5-1	Richard "Dick" Mikes	Ohio University
1968	7-3	5-2	Lou Parker	Marshall University
1969	4-4-1	3-3-1	Richard "Dick" Mikes	Ohio University
1970	7-3	5-2	Richard "Dick" Mikes	Ohio University
1971	5-4	4-3	Richard "Dick" Mikes	Ohio University
1972	4-4-1	3-3-1	Paul Adams	Morehead State University
1973	5-4-1	4-3	Paul Adams	Morehead State University
1974	2-7-1	2-4-1	Bill Biggers	Capital
1975	6-4	4-3	Bill Biggers	Capital
1976	7-3	6-1**	Bill Biggers	Capital
1977	10-0	7-0*	Bob Boynton	Ohio University
1978	0-1-1	0-0	Bob Boynton	Ohio University
1979	5-4	3-3	Dave Snipes	Ohio University
1980	7-3	4-3	Dave Snipes	Ohio University
1981	1-8-1	1-5-1	Dave Snipes	Ohio University
1982	5-4-1	4-2	Steve Coate	Wittenberg
1983	3-7	2-2	Steve Coate	Wittenberg
1984	3-7	1-3	Steve Coate	Wittenberg
1985	9-1	3-1	Clarence Perry	Ohio State University
1986	9-1	4-1	Clarence Perry	Ohio State University
1987	9-2*	7-0*	Clarence Perry	Ohio State University
1988	7-3	5-0*	Clarence Perry	Ohio State University
1989	7-3	4-1**	Clarence Perry	Ohio State University
1990	2-8	2-3	Dale Amyx	Ohio University
1991	7-3	4-1**	Dale Amyx	Ohio University
1992	6-4	4-1**	Dale Amyx	Ohio University

1993	6-4	4-1	Dale Amyx	Ohio University
1994	7-3	7-0*	Dale Amyx	Ohio University
1995	2-8	1-5	Dale Amyx	Ohio University
1996	3-7	2-5	Dale Amyx	Ohio University
1997	4-6	4-3	Dale Amyx	Ohio University
1998	8-2	6-1**	Dale Amyx	Ohio University
1999	9-2*	7-0*	Dale Amyx	Ohio University
2000	12-1*	7-0*	Dale Amyx	Ohio University
2001	10-1*	7-0*	Dale Amyx	Ohio University
2002	6-4	4-2	Dale Amyx	Ohio University
2003	6-4	4-2	Dale Amyx	Ohio University
2004	5-5	4-1**	Dale Amyx	Ohio University
2005	8-2	5-0*	Dale Amyx	Ohio University
2006	8-3 *	7-0*	Dale Amyx	Ohio University
2007	9-2 *	7-0 *	Dale Amyx	Ohio University
2008	11-1 *	6-0 *	Dale Amyx	Ohio University
2009	11-1 *	5-0 *	Dale Amyx	Ohio University
2010	3-7	3-3	Kelly Wolfe	Ohio Wesleyan
2011	1-9	1-4	Kelly Wolfe	Ohio Wesleyan
2012	2-8	2-3	Kelly Wolfe	Ohio Wesleyan
2013	6-4	4-0 *	Billy Burke	University of Akron
2014	5-5	3-1	Billy Burke	University of Akron
2015	8-2	2-1	Billy Burke	University of Akron
2016	3-7	1-1	Billy Burke	University of Akron
2017	3-7	-	Billy Burke	University of Akron
2018	1-9	-	Billy Burke	University of Akron
2019	4-6	-	Mike Eddy	Fairmont State University
2020	3-7	-	Mike Eddy	Fairmont State University
2021			Mike Eddy	Fairmont State University
	* = Playoff Appearance	* = League Title ** = Co-Champs		





LHS Football All-Time Opponents



LHS Football All-Time Opponents									
<i>Since 1912 -- Listed in alphabetical order</i>									
Opponent	Total Games	Wins	Losses	Ties	Pct.	Points For	Points Against	First Game	Last Game
Albany	2	2	0	0	1.000	26	0	1918	1918
Amanda-Clearcreek	1	0	1	0	.000	12	17	2020	2020
Ashland	2	1	1	0	.500	42	10	1987	1988
Athens	93	52	36	5	.586	1848	1382	1914	2019
Bexley	17	5	12	0	.294	164	283	1940	1974
Big Walnut	1	0	1	0	.000	0	62	2020	2020
Bloom-Carroll	1	0	1	0	.000	0	14	2020	2020
Boys Industrial School	5	4	1	0	.800	70	33	1944	1948
Bremen	9	8	1	0	.889	218	26	1915	1943
Buchtel	2	2	0	0	1.000	44	9	1934	1937
Cadiz	2	0	2	0	.000	20	70	1983	1984
Cambridge	2	1	1	0	.500	61	79	2015	2016
Canal Winchester	7	4	1	2	.714	121	59	1912	2009
Ceredo-Kenova WV	2	1	1	0	.500	17	18	1924	1925
Chauncey-Dover	2	1	1	0	.500	33	14	1924	1944
Chillicothe	17	8	9	0	.471	386	359	1990	2019
Circleville	8	6	2	0	.750	208	91	1913	1988
Columbus Aquinas	5	3	2	0	.600	31	38	1912	1928
Columbus Beechcroft	2	0	2	0	.000	5	46	1983	1984
Columbus Bishop Watterson	1	0	1	0	.000	0	14	2018	2018
Columbus Brookhaven	1	0	1	0	.000	10	21	2009	2009
Columbus Centennial	2	2	0	0	1.000	59	26	1983	1984
Columbus Central	2	1	1	0	.500	16	12	1923	1979
Columbus Clinton	1	0	1	0	.000	0	20	1915	1915
Columbus School for Deaf	1	0	1	0	.000	0	7	1921	1921
Columbus St. Francis DeSales	10	3	7	0	.300	99	255	1987	2016
Columbus East	4	2	2	0	.500	59	50	1921	2020
Columbus Northland	1	0	1	0	.000	26	32	2012	2012
Columbus South	2	0	2	0	.000	6	33	1936	1937
Columbus St. Mary	2	2	0	0	1.000	75	12	1938	1952
Columbus Walnut Ridge	1	1	0	0	1.000	48	0	1985	1985
Columbus Wehrle	4	2	2	0	.500	60	56	1983	1986
Columbus West	3	1	2	0	.333	37	83	1915	1985
Columbus Whetstone	2	1	1	0	.500	16	22	1962	1963
Crooksville	4	3	1	0	.750	120	20	1925	1931
Dayton Dunbar	2	0	2	0	.000	0	76	1983	1984
Delaware-Hayes	1	1	0	0	1.000	16	12	1980	1980
Dublin Coffman	1	0	1	0	.000	14	20	2001	2001
Dublin Jerome	3	1	2	0	.333	30	106	2008	2017
Dublin Scioto	1	0	1	0	.000	7	42	2017	2017
Gahanna-Lincoln	2	0	2	0	.000	14	83	2004	2005
Gallipolis	84	43	40	1	.518	1570	1361	1920	2015
Garfield Heights	1	0	1	0	.000	0	48	2018	2018
Glouster	2	2	0	0	1.000	97	6	1922	1939
Groveport	5	5	0	0	1.000	92	53	1912	1923
Hamilton	1	0	1	0	.000	7	48	1924	1924
Hamilton Ross	2	1	1	0	.500	44	33	2016	2017

Hamilton Township	3	2	1	0	.667	87	21	2008	2019
Hilliard Davidson	15	6	8	1	.433	152	226	1965	2006
Hillsboro	4	4	0	0	1.000	168	0	1959	1965
Ironton	23	8	15	0	.348	242	516	1929	2009
Jackson	97	46	47	4	.495	1553	1547	1917	2020
Jacksonville-Trimble	1	1	0	0	1.000	52	6	1940	1940
Jonathan Alder	2	0	2	0	.000	0	77	2011	2012
Lancaster	45	8	33	4	.267	436	966	1912	2014
Lancaster St. Mary	6	5	0	1	.917	127	13	1919	1934
Logan Elm	1	0	1	0	.000	21	48	2020	2020
Loudonville	2	0	2	0	.000	20	74	2013	2014
Louisville	1	0	1	0	.000	0	7	2008	2008
Marietta	30	24	6	0	.800	818	305	1921	2010
Maysville	4	4	0	0	1.000	108	38	1964	2020
McArthur	10	9	1	0	.900	317	32	1929	1939
Meigs	20	12	7	1	.625	364	273	1967	2019
Miami Trace	5	3	2	0	.600	116	116	1985	1993
Middleport	36	24	11	1	.681	671	380	1929	1966
Miller	1	1	0	0	.000	27	0	1982	1982
Minford	1	1	0	0	1.00	48	42	2017	2017
Morgan	2	1	1	0	.500	36	37	1968	1969
Mount Vernon	1	0	1	0	.000	0	27	1924	1924
Murray City	6	5	1	0	.833	171	14	1912	1934
Nelsonville	55	45	6	4	.855	1468	248	1913	1966
Nelsonville-York	33	24	9	0	.727	870	554	1967	2016
New Boston	5	2	2	1	.500	39	46	1930	1936
New Lexington	36	20	13	3	.597	724	437	1920	2002
New Straitsville	4	4	0	0	1.000	71	7	1925	1928
Newark	2	1	1	0	.500	64	62	2012	2013
Pickerington	2	1	1	0	.500	51	65	1999	2000
Pickerington North	9	6	3	0	.666	193	156	2003	2011
Point Pleasant WV	8	7	1	0	.875	262	114	1996	2003
Pomeroy	35	21	10	4	.657	501	336	1928	1966
Portsmouth	10	6	4	0	.600	279	169	1925	2014
Reynoldsburg	2	0	2	0	.000	13	77	2010	2011
River Valley	8	6	2	0	.750	291	66	1994	2001
Sandusky	1	0	1	0	.000	7	21	1987	1987
Shadyside	1	1	0	0	1.000	28	0	2015	2015
Sheridan	3	0	3	0	.000	21	100	2017	2019
Teays Valley	8	2	6	0	.250	122	181	2013	2020
Tri-Valley	3	0	3	0	.000	40	114	2007	2019
Upper Arlington	1	0	1	0	.000	13	45	2000	2000
Vinton County	2	2	0	0	1.000	94	12	1967	1968
Warren Local	33	27	6	0	.818	1104	470	1986	2020
Washington C.H.	12	6	5	1	.542	130	131	1925	1992
Watkins Memorial	2	0	2	0	.000	49	62	1995	2020
Waverly	13	11	2	0	.846	381	117	1970	2018
Wellston	57	39	14	4	.719	1012	559	1915	1981
Westerville South	2	1	1	0	.500	53	49	2000	2003
Wheeling Park WV	1	0	1	0	.000	0	3	1992	1992
Whitehall-Yearling	2	0	2	0	.000	7	51	1981	1982
Zanesville	24	10	14	0	.417	387	567	1923	2019
TOTALS	1015	575	403	37	.585	19159	14564	1912	2020



Logan Football Playoff History



Playoff Appearances: (9) - 1987, 1999, 2000, 2001, 2006, 2007, 2008, 2009, 2020
Regional Finalist: 2000

Game-By-Game Playoff Results

Year	Stadium	City	Opponent	Result
1987	GMHS Cruiser Stadium	Groveport, OH	Sandusky	Loss, 7-21
1999	PHS Tiger Stadium	Pickerington, OH	Pickerington	Loss, 23-39
2000	WSHS Wildcat Stadium	Westerville, OH	Westerville So.	WIN, 53-20
2000	Fulton Field	Lancaster, OH	Pickerington	WIN, 28-26
2000	Columbus Crew Stadium	Columbus, OH	Upper Arlington	Loss, 13-45
2001	Bill Sauer Field	Logan, OH	Dublin Coffman	Loss, 14-20
2006	Davidson Athletic Complex	Hilliard, OH	Hiliard Davidson	Loss, 8-38
2007	Bill Sauer Field	Logan, OH	Tri-Valley	Loss, 26-31
2008	Logan Chieftain Stadium	Logan, OH	Dublin Jerome	WIN, 23-7
2008	Sulsberger Stadium	Zanesville, OH	Louisville	Loss, 0-7
2009	Logan Chieftain Stadium	Logan, OH	Canal Winchester	WIN, 30-7
2009	Hamilton Township Stadium	Obetz, OH	Brookhaven	Loss, 10-21
2020	Big Walnut Stadium	Sunbury, OH	Big Walnut	Loss, 00-62

Overall Playoff Record: 4-9

Playoff Home Record: 2-2

Playoff Road Record: 1-3

Playoff Neutral Field Record: 1-4















2021 Logan Chieftains Varsity Football Schedule



 Jackson Ironmen	<p>Aug. 19, 2021 7:00 PM Alumni Stadium Jackson, OH</p>	 Jackson Ironmen
<p>98th Meeting ----- Last Meeting: 2020 (14-48 loss) ----- Series tied 46-47-4 ----- Jackson has won five straight</p>		
 Teays Valley Viking	<p>Aug. 27, 2021 7:00 PM Viking Stadium Ashville, OH</p>	 Teays Valley Vikings
<p>8th ----- Last Meeting: 2020 (28-3 win) ----- Teays leads 6-2 ----- Logan won last season</p>		
 Sheridan Generals	<p>Sept. 3, 2021 7:00 PM Logan Chieftain Stadium Logan, OH</p>	 Sheridan Generals
<p>4th Meeting ----- Last Meeting: 2019 (7-14 loss) ----- Sheridan leads 3-0 ----- Sheridan has won three straight</p>		
 Warren Warriors	<p>Sept. 10, 2021 7:00 PM Warren Warrior Stadium Vincent, OH</p>	 Warren Warriors
<p>34th Meeting ----- Last Meeting: 2020 (14-28 loss) ----- Logan leads 27-6 ----- Warren won last season</p>		
 Chillicothe Cavaliers	<p>Sept. 17, 2021 7:00 PM Herrnstein Field Chillicothe, OH</p>	 Chillicothe Cavaliers
<p>1st Meeting ----- Last Meeting: n/a ----- Series tied 0-0 ----- n/a</p>		


 Athens Bulldogs	Sept 24, 2021 7:00 PM Logan Chieftain Stadium Logan, OH	 Athens Bulldogs
94th Meeting ----- Last Meeting: 2019 (46-20 win) ----- Logan leads 5236-5 ----- Logan won the last meeting		
 St. Charles Cardinals	Oct. 1, 2021 7:00 PM Logan Chieftain Stadium Logan, OH	 St. Charles Cardinals
1st Meeting ----- Last Meeting: n/a ----- Series tied 0-0 ----- n/a		
 Meigs Marauders	Oct. 8, 2021 7:00 PM Logan Chieftain Stadium Logan, OH	 Meigs Marauders
21st Meeting ----- Last Meeting: 2019 (39-19 win) ----- Logan leads 12-7-1 ----- Logan has won three straight		
 Fort Frye Cadets	Oct. 15, 2021 7:00 PM Fort Frye Cadet Stadium Beverly, OH	 Fort Frye Cadets
1st Meeting ----- Last Meeting: n/a ----- Series tied 0-0 ----- n/a		
 Zanesville Blue Devils	Oct. 22, 2021 7:00 PM Logan Chieftain Stadium Logan, OH	 Zanesville Blue Devils
25th Meeting ----- Last Meeting: 2019 (14-44 loss) ----- Zanesville leads 14-10 ----- Zanesville has won five straight		



Logan Chieftain Stadium



Home of the Chieftains since 2008



Aerial view of “The Chief”

Logan Chieftain Stadium is a state of the art multi-purpose stadium located on the campus of Logan High School ideally located just off US33 south of Logan. Built thanks to a bond issue passed in conjunction with a bond issue that financed the new Logan High School, Logan played its first varsity football game at the new facility at the start of the 2008 season.

The 5800+ seat facility plays host to LHS football, soccer, and track and field teams and has hosted multiple OHSAA post-season events.

Logan Chieftain Stadium Facts:

Built: 2007-2008, designed by VSWC Architects

Playing Surface: 24/7 High Performance Turf by the Motz Group; *replaced summer 2021*

Capacity: 5,800 seats (3,200 on Home side; 2,236 on Away side)

Pressbox: 870 square feet; fully climate controlled; separate booths for coaching staffs; media & staff seating for 20+

Scoreboard: Nevco video board will full video, operated by the staff of LHS-TV2

Parking: Approx. 800 paved spaces with additional overflow available on school grounds

First game: Aug. 22, 2008 – Logan VS Lancaster (Logan 35, Lancaster 10)



Logan Chieftain Stadium Records



As of the end of 2020

Logan Chieftain Stadium Records

Chieftains' Overall Record at "The Chief" – 32-37

First Game:

Aug, 22, 2008, Logan vs Lancaster

First Points:

Chris Dilger (Lancaster), 26-yard field goal

First Touchdown:

Mason Mays (Logan), 6-yd pass from Patrick Angle, vs Lancaster

Individual Records

Rushing

Most Rushing Yards

275, Isaac Schmeltzer vs Warren, 2013

Most Rushing Attempts

35, Daniel Bangura (Harvest Prep) vs Waterford, 2016

Most Rushing TDs

6, Jaylon Brown (St. Clairsville) vs Piketon, 2012

6, Isaac Schmeltzer vs Warren, 2013

Longest Run from Scrimmage:

99, Bryce McBride vs Portsmouth, 2013

Passing

Most Passing Yards

469, Grant Russell (Newark), 2013

Most Completions

27, Patrick Angle, vs Pickerington North, 2009

Most Attempts

43, Joe Burrow (Athens), vs Marion-Franklin, 2013

Most Passing TDs

5, Joe Burrow (Athens), vs St. Francis DeSales, 2014

5, Lane Little, vs Cambridge, 2015

Longest Completion

92, Kelly Long to Sean Wotring, vs Jackson, 2011

Receiving

Most Receptions

14, Zach McDaniel, vs Pickerington North, 2009

14, Darius Shackleford (Newark), 2013

Most Receiving Yards

269, Darius Shackleford (Newark), 2013

Most Touchdown Receptions

3, Five times, most recent:

Evan Gandee (Warren), 2020

Longest Reception

92, Kelly Long to Sean Wotring, vs Jackson, 2011

Special Teams

Longest Kick-off return for TD

97, Johnnie Charles (Portsmouth), 2013

Longest Punt return for TD

76 yards, Chris McNally (St. Francis DeSales), 2016

Longest Field Goal

52 yards, Domonic DiMaccio (DeSales), 2016

Defensive

Most Interceptions

2, Four times, most recent:

Macon Perrill (Jackson), vs Jackson, 2020

Longest Interception Return for TD

101, Evan DeLong, vs Loudonville, 2013

Miscellaneous

Longest Play from Scrimmage

99, Bryce McBride run vs Portsmouth 2013

Longest fumble return for touchdown

89, Dean Jordan, vs Lancaster, 2014

Most Total Touchdowns

7, Isaac Schmeltzer vs Warren, 2013

Team Records

Most Rushing Yards

562, Logan vs Portsmouth, 2013

Most Passing Yards

469, Newark vs Logan, 2013

Most Total Yards

589, Logan vs Portsmouth, 2013

Most Combined Rushing Yards

715, Logan vs Portsmouth, 2013

Most Combined Passing Yards

617, Logan vs Cambridge, 2015

Most Combined Total Yards

974, Logan vs Portsmouth, 2013

Scoring

Most Points in a Game

Most Points (Combined)

Most Points in a Quarter (1 team)

59, St Clairsville 59, Piketon 27, 2012
107, Athens 55, Tri-Valley 52 (OT), 2013
30, Logan 30, Chillicothe 7, 2009
30, Dublin Jerome 30, Logan 0 – 2016
30, Logan 30, Columbus East 0 - 2020
37, Logan 30, Chillicothe 7, 2009

Most Points in a Quarter (combined)

Logan Wins

First Win

Largest Winning Margin

Largest Winning Margin (via Shut-Out)

Consecutive Wins

Aug. 22, 2008 vs Lancaster (35-10)
45, vs Marietta 48-3; 2009
42, vs Warren 42-0; 2008
12 (Aug, 22, 2008-Aug. 27, 2010)

Logan Losses

First Loss

Largest Losing Margin

Largest Losing Margin (via Shut-Out)

Consecutive Losses

Aug. 27, 2010 vs Lancaster (37-24)
58, vs Dublin Jerome (58-0), 2016
58, vs Dublin Jerome (58-0), 2016
10, 2010-2011





2021 Logan Chieftains Varsity Football Roster



No.	Name	Class	Height	Weight	Position	
1	Izaac Swope	11	6-0	170	WR/DB	
2	Jack Walsh	9	5-6	140	QB/LB	
3	Alex Thompson *	11	5-7	150	RB/DB	
4	Tyler Dawson *	11	5-5	170	RB/LB	
5	Kole Allman *	11	6-0	170	TE/LB	
6	Hunter Hill *	11	6-2	150	WR/DB	
7	Brayden Sturgell *	11	6-0	170	QB/DB	
8	Wyatt Woodgeard	10	6-0	150	QB/DB	
9	Easton Castle *	11	5-6	150	WR/DB	
10	Jack Brown *	10	5-9	165	RB-P/LB	
11	Kaiden Patton	12	6-0	150	WR/DB	
12	Trace Sigafocoe	12	5-8	165	RB/DB	
13	Everett Marcum	10	5-8	150	WR/DB	
14	Brandon Ross	11	5-10	188	WR/LB	
16	Phillip Fraley *	11	5-7	160	RB/DB	
17	Dakota Knight	10	5-10	160	QB/DB	
19	Ryan Harden	11	6-1	170	WR/LB	
20	Jeremy Fraley	9	5-4	115	RB/DB	
21	Varik Fick *	11	5-11	150	RB/DB	
22	Kenton Nester	12	5-7	140	RB/DB	
23	Simon Pierce *	11	6-6	180	QB/DL	
24	Glenny Harris	10	5-10	160	WR/DB	
25	Kaden Morgan	9	5-6	140	RB/LB	
26	Chase Sharp	12	5-6	155	WR/DB	
31	Traten Poling **	12	6-0	200	RB/LB	Capt.
32	Justin Mustard *	12	6-0	195	TE/LB	Capt.
36	Julian Harris	10	5-8	140	WR/LB	
50	Carson Hodson **	12	6-1	215	G-K/DL	Capt.
51	Cayden Alford *	11	6-6	215	OT-C/DL	
52	Connor Carrier	11	5-11	260	OT/DL	
53	Kobe Hodge	10	6-3	260	OL/DL	
54	Kallen Wilson	9	5-10	230	C/DL	
56	Anthony McCune	11	5-11	260	OL/DL	
61	Isaiah Campbell	12	6-1	230	OT/DL	
62	Owen Linton	10	5-9	190	OL/DL	
66	Christian Blount	12	5-11	180	G/DL	
67	Kody Yates	10	5-8	180	OL/DL	
69	Tanner Riggs	10	5-9	265	OL/DL	
70	Collin Tomack	10	5-6	185	OL/DL	
71	Lane Vorhees	11	6-0	240	OL/DL	
72	Aiden Hite	10	6-3	300	OL/DL	
73	Andrew Combs	10	6-1	315	OL/DL	
74	Avery Linton	10	5-10	200	OL/DL	
76	Mason Linton *	12	5-8	235	G/DL	

77	Dalton Brooks *	11	5-11	200	G/LB
78	Keiton Arledge **	12	6-4	330	OT/DL Capt.
79	Leiland Everett	10	5-10	165	OL/LB
80	Domanic Burnside	12	5-11	145	TE/DL
81	Lucas Wolfe	10	6-1	165	TE/DL
84	Chris Kaneff	11	5-11	180	TE/DL
86	Daniel Miller	11	6-4	225	TE/DL
88	Austin Valkinburg	10	5-3	130	WR/DB

* = Letters Earned

Capt = Full-time team captain

All-Time School Record: 575-403-37

Head Coach: Mike Eddy (Fairmont State University, 3rd season at LHS, 59-65 overall and 7-13 at LHS)

Asst. Coaches: Kelly Wolfe (**LHS '87**; offensive coordinator, quarterbacks, defensive backs); Josh Sturgell (**LHS '04**; receivers, safeties); Pat Walsh (**LHS '89**; running backs, linebackers); Tim Woodgeard (**LHS '95**; offensive and defensive lines); Herb Hufford (special teams, running backs, linebackers); John Teal (**LHS '11**; tight ends, defensive line)

2021 Junior Varsity Schedule

Date	Opponent	Location	Time-Result
Mon. 8/23	Jackson	Logan	5:30 PM
Mon. 8/30	Teays Valley	Logan	5:30 PM
Sat. 9/4	Sheridan	Away	10:00 AM
Mon. 9/13	Warren	Logan	5:30 PM
Mon. 9/20	Chillicothe	Logan	5:30 PM
Sat. 9/25	Athens	Away	9:00 AM
Sat. 10/2	St. Charles	Away	11:00 AM
Mon. 10/11	Meigs	Away	6:00 PM
Sat. 10/16	Ft. Frye	Logan	11:00 AM

2021 Freshman Schedule

Date	Opponent	Location	Time-Result
Thurs. 8/26	Jackson	Logan	5:30 PM
Sat. 9/4	Sheridan	Away	11:30 AM
Thurs. 9/9	Zanesville	Logan	5:30 PM
Mon. 9/20	Nelsonville-York	Away	5:30 PM
Mon. 9/27	Amanda-Clearcreek	Away	5:00 PM
Sat. 10/2	St. Charles	Away	9:00 AM
Mon. 10/11	Teays Valley	Logan	5:30 PM
Mon. 10/18	Chillicothe	Logan	5:30 PM



2021 Logan Chieftain Coaching Staff



Mike Eddy Head Coach



Mike Eddy was named Logan High School's 31st head football coach in 2019. Eddy has compiled a 59-65 record in eleven seasons as a head coach at Gallia Academy, Parkersburg South (WV), and Logan.

A graduate of Tyler County (WV) High School and Fairmont State University, Eddy was an assistant at powerhouse Parkersburg (WV) High School from 2004-2008. He was 24-18 at GAHS, including an SEOAL championship and first round playoff win in 2012.

Eddy and his wife Joni live in Logan and have two adult children.

Varsity Staff:



L-R: Tim Woodgeard, Kelly Wolfe, Mike Eddy, Pat Walsh, John Teal, Josh Sturgell (Missing: Herb Hufford)

Defensive Coordinator: Mike Eddy (Head Coach)

Offensive Coordinator: Kelly Wolfe (LHS '87; quarterbacks, defensive backs)

Special Teams: Herb Hufford (running backs, linebackers)

Pat Walsh (LHS '89; running backs, linebackers)

Tim Woodgeard (LHS '95; offensive line, defensive line)

Josh Sturgell (LHS '04; receivers, safeties)

John Teal (LHS, '11; tight ends, defensive line)



Logan High School Football Head Coaches



Years	Coach	Games	Overall Record	SEOAL Record	SEOAL Titles	Win %	SEOAL Win %
1905	Dr. M.H. Cherrington	4	1-1-2	-	-	.375	-
1907	Claude Lyons	4	3-1	-	-	.750	-
1909-10	Dr. J.S. Cherrington	5	3-2	-	-	.600	-
1912	Claude Pettit	7	4-2-1	-	-	.643	-
1913	N. B. Nunamaker	7	3-3-1	-	-	.500	-
1914-15	Earl C. Reed	15	10-5	-	-	.666	-
1916	D. H. Talbott	1	0-1	-	-	.000	-
1917	J. Linville	8	5-3	-	-	.625	-
1918	Harry Seidenstrecker	4	2-1-1	-	-	.625	-
1919	M. T. Moorehead	7	5-2	-	-	.714	-
1920-21	Homer Geiger	18	9-6-3	-	-	.583	-
1922-24	Herman Lehman	26	13-10-3	-	-	.558	-
1925-27	Harley Meyer	26	16-8-2	6-9	0	.654	.400
1928-30	Ted D. Sawyer	27	6-21	3-14	0	.222	.176
1931-34	John "Red" Longley	40	24-12-4	14-8-2	1	.650	.600
1935	Carl Schroeder	10	7-2-1	4-2-1	0	.750	.642
1936-41	Tom Bender	57	38-18-1	27-9-1	1	.675	.743
1942-43	Clarence L. Mackey	19	9-7-3	7-5-2	0	.552	.571
1944-46	Tom Armstrong	29	18-9-2	14-6-1	0	.655	.690
1947-53	Dwight Diller	64	33-28-3	27-18-3	1	.539	.593
1954-56	Alson Schrivner	27	8-17-2	7-13-1	0	.333	.357
1957-65	Mel Adams	84	57-24-3	46-14-3	3	.696	.753
1966-67 And 1969-71	Richard "Dick" Mikes	46	30-15-1	22-11-1	0	.663	.661
1968	Lou Parker	10	7-3	5-2	0	.700	.714
1972-73	Paul Adams	18	9-8-1	7-6-1	0	.527	.535
1974-76	Bill Biggers	30	15-14-1	12-8-1	1	.516	.595
1977-78*	Bob Boynton	12	10-1-1	7-0	1	.875	1.00
1979-81	Dave Snipes	29	13-15-1	8-11-1	0	.465	.425
1982-84	Steve Coate	30	11-18-1	7-7	0	.383	.500
1985-89	Clarence Perry	51	41-10	22-3	3	.803	.880
1990-09	Dale Amyx	211	140-71	96-25	13	.660	.793
2010-12	Kelly Wolfe	30	6-24	6-10	0	.200	.375
2013-18	Billy Burke	60	26-34	10-3	1	.433	.769
2019-	Mike Eddy	20	7-13	-	-	.350	-

* = LHS Teachers Strike Cancelled all but the first two games of the 1978 season.

2021 Logan Chieftain Football Preview

By Craig Dunn, Times Sports Editor

LOGAN — Exactly what, head coach Mike Eddy was asked, would constitute a successful football season for the Logan Chieftains?

Now most coaches, when posed this question, would say something along the lines of taking each game one at a time, winning each and every game, reaching the post-season and making a long playoff run, and so forth.

But Mike Eddy is a coach who reads, understands and knows the temperature of a room. Preparing for his third season as head coach, he knows what his team's ceiling is.

“The most obvious answer is not to start 0-5. We have to get off to a decent start,” Eddy told *The Logan-Hocking Times*. “Even if it's 2-3, that's not where you want to be, but for goodness sakes it's not 0-5 and at least you have some hope” heading into the second half of the season.

“We're fortunate that our kids are fighters, that they are tough and that they are hard-nosed,” he continued, “and that they finished the (2020) season strong, because most teams at 0-5 are packing it in.”

The 2020 Chiefs, who dealt with so many issues above and beyond what was going on with COVID-19, actually lost their first seven games but won their final three to finish 3-7.

That was after a 2019 season in which the Purple & White lost their first four games then won four of their next five to get on the verge of making school history — attempting to rally for a .500 finish after an 0-4 start — before, being emotionally drained, they dropped their season finale to finish 4-6.

But the '21 Chieftains already find themselves in a state of upheaval and uncertainty and possibly facing an uphill battle that got much steeper during their two scrimmages.

Key starters Carson Hodson, Traten Poling, Brayden Sturgell and Easton Castle are among those sidelined with injuries of various severity that may keep at least a couple of them off the field for an extended period of time.

“We have to get off to a good start. Those first five games will dictate our season or as to whether or not you can count it as a successful season or a failure,” Eddy said. “And how we respond after our first loss is going to tell us so much about this team. How do we show up the next week? Do we come out and remain with high spirits and continue to be competitive, continue to work hard and fight and overcome that adversity and be in a position to win? That's the second thing to me.

“It does come down to the second most-important thing... learning how to win,” he continued. “How many times have we been within one or two scores when the fourth quarter starts and don’t win the game? Or even having a seven-point lead going into the fourth and not winning the game?”

“That’s the next thing, learning how to win. That’s what separates an average team from a good team. Those teams that expect to win games. That’s what starting (0-4 and 0-7) the last two years has done to us. It’s taken that belief and that faith out of ‘yes, we can win this football games.’ We need that mentality of *expecting* to win the game.”

The 2021 Chieftains return 17 lettermen, including two-year lettermen Keiton Arledge, Hodson and Poling... tough kids who also just so happen to be powerful shot put and discus throwers who, come spring, look to make a run at qualifying for the state track and field meet.

That will be then. Now, the Chieftains look to do some revamping after losing 11 seniors from the 2020 team, including three-year veteran Henry Pierce, two-year lettermen Ian Frasure, Brandon Heft, Tyler Kost, Caden McCarty, Jonny McClelland and Quinn Walsh, and first-year letterman Cody Carrell.

Pierce and McCarty earned first-team All-Southeast District honors and were tabbed Division 2 honorable mention All-Ohio by the Ohio Prep Sportswriters Association.

McCarty led the Chiefs in rushing (933 yards on 168 carries and 11 touchdowns) and scoring (13 touchdowns and one 2-point conversion for 80 points), was the team’s leading tackler with 79 total (51 first hits, 27 assists and a tackle for loss) while breaking up three passes and setting what is believed to be a school record with five blocked kicks.

Pierce was the backbone of the defense, finishing second on the team with 63 total tackles (24 first hits) while leading the Chiefs in tackles for loss (six), quarterback sacks (six) and caused fumbles (three) in being named first team all-district on defense.

Frasure threw all but one of Logan’s 159 passes last season — Sturgell, this year’s starter, threw the other — for 929 yards, seven scores and 12 interceptions.

And while Poling was the team’s leading receiver (23 catches for 346 yards and four touchdowns), only three other holdovers (nine total receptions) caught a pass.

However, with the offense changing to a wing-T formation (see related story), the Chiefs won’t be throwing too many passes this season. They will look to grind the clock and play keep-away from opposing offenses and will depend upon their defense to bend but not break.

They did that in last Friday’s Jamboree preview game against Marietta, running the ball on 41 of 45 offensive plays, completing 1-of-4 pass attempts, and the D bent but didn’t break.

“I don’t expect us to look great early, because we have some guys learning some new things,” Eddy said. “We’re going to have some bumps in the road, but that doesn’t mean we’re

going to write off certain games. I know as a coach we're going to have some issues to work through early and that's all the more reason where we have to find some early success."

That early success will have to come primarily on the road. Logan opens Thursday at Jackson before visiting Teays Valley next week; then, after hosting Sheridan in week three, they travel to Warren and Chillicothe to finish off the first half of their schedule.

"If we can get two-plus wins — and I know that's crazy for a coach to say — based on what the last two years have shown us, two-plus is a positive thing for us right now," Eddy admitted. "I tell our players all the time, 'one thing I'll *never* do is lie to you. If we're bad at something, I'm going to tell you. If we need to get better at something, I'm going to tell you. I'm *not* going to tell you all is going to be okay or that wasn't too bad. That's part of the deal, and for this team to have a successful *second* half of the season, we have to start faster and get some wins at the beginning. That's going to determine successes and failures this year."

The second half of the campaign offers home games against Athens, Columbus St. Charles, Meigs and Zanesville, with the lone road trip being a first-ever visit to Fort Frye.

And, while all teams were invited to the playoffs during the COVID-19 season of 2020, the top 16 teams in each region make the post-season starting this season. A .500 record very well might qualify the Chiefs for an 11th game in the Division II playoffs.

Entering this season, Eddy has a couple mottos to go by: "Belief Without Evidence" and "The Proof is in the Progress."

"That is us," he said. "We want these kids to believe in what we're doing even though we don't have the proof. We've been close to being an average team the last two years, but not enough evidence to say 'see, if you do what we're saying it's going to work.' So, they have to believe in their coaches, in the system and in each other and understand that this can work.

We have to "use progress as the proof," he continued. "We're making progress. That's proof this does work, but we have to believe in it and come in and work at it every day."

Eddy noted the summer buildup to regular August practices, which included a series of 7-on-7 passing scrimmages at New Lexington in July, were good for the most part, but improvement will be needed.

"I feel like we had a very productive summer," Eddy revealed. "We had a lot of ups and downs; we saw a lot of flashes here and there and a lot of things where 'we have to work on that some more.' I think what I was most pleased with this summer is that we're really working hard to change the expectations of what summer looks like for a football team in getting guys here and participating.

"I felt like we put in so many hours in June and July and now that we're into August and 90 percent of the guys have done everything we've asked them to do," he added. "They've come

in, worked hard and haven't grumbled or complained, so from that standpoint I can see progress."

At this point, the 2021 team consists of 12 seniors, 19 juniors, 17 sophomores and one freshman and the upperclassmen are pulling their weight both on and off the field.

"I think we have real solid leadership," he said. "I think since I've been here this is the best *group* of leaders (with) not necessarily one guy doing all the leading. We have four or five guys who have a lot of influence on the team. This senior class and a couple juniors have done a really nice job helping prepare guys to get ready to play."

While things still aren't totally back to normal, obviously, things started falling into place this spring and Eddy hopes that continues to build as the season moves forward.

"We couldn't hold a banquet," Eddy said. "We brought in seniors only and a guest, tried to hand out some awards and give them a finality to their season, but there was none of that closing ceremony, so speak, for the season.

"Then, weight room sessions were shut down during a portion of the winter months," he continued. "We only had three starters in the weight room during the winter months because the others (were involved in other sports). It wasn't really until spring that we started getting our starters back and it started feeling like (regular) team off-season activities. It wasn't until spring that we started building this team."

It all comes down to changing the mentality and mind-set... and, now overcoming a lot of adversity on the injury front.

"In the back of their minds, we were just waiting for something bad to happen or for the other team to make a big play," Eddy noted. "You have to change that mentality to making that play that wins the game.

"We can control how we respond to losses early in the season... and when games are close, do we expect to win them?" he added. "If we can get those two pieces figured out — mental toughness and leadership — and those things improve, we're going to be in position to have a successful season."

This team's intestinal fortitude is already being tested, well before even getting on the bus for Jackson on Thursday.

(Reprinted with permission from the Logan-Hocking Times, originally published 8/18/2001)

2021 Logan Chieftain Football Preview

By Craig Dunn, Times Sports Editor

(Editor's note: The Chieftain coaching staff is in the process of making some personnel decisions as the result of injuries to Carson Hodson, Traten Poling, Brayden Sturgell and Colten Castle. At least a couple of those players will be out for an extended period of time. We'll have an update for you on Thursday when we preview this week's season-opening game at Jackson. The following story about the team's personnel primarily reflects the composition of the Chiefs prior to all of those injuries, with some updates... Craig Dunn, Times Sports Editor).

LOGAN — Statistically, 2020 was indeed a tale of two seasons for the Logan Chieftains.

In games one through seven, they went 0-7 and were outscored 249-82; but, following a nightmarish 62-0 Division II playoff loss at Big Walnut, Logan's COVID-plagued season did a complete about-face.

While the season could have ended with that playoff loss, the Chieftains, as a group, elected to move on... and it was a *really* good thing for the sake of the program that they did.

In going 3-0 with home victories over Columbus East, Maysville and Teays Valley, the Purple & White outscored their foes 104-22. They went from being the dominated (35.6 to 11.7 points per game in their first seven games) to being the dominators (34.7 to 7.3) the rest of the way.

All that said, Logan coaches and players alike learned some valuable lessons over those final three weeks of the season and got a good idea what they needed to do in 2021.

When the Chiefs play their season-opening Thursday night game at Jackson, they'll be running their offense out of a wing-T formation to chew up valuable clock time and looking to their defense to keep the Ironmen — and all future foes — from striking quickly on offense.

“Looking at our personnel, I just don't see us being able to be a consistent offense trying to throw the ball around,” Logan coach Mike Eddy told *The Logan-Hocking Times*, “so for that reason we went back to a traditional wing-T concept.

“We'll try to rely heavily on an experienced offensive line while breaking in a new quarterback and some new running backs,” he continued. “We're going to lean heavy on that O-line early and be as good as they can make us and try to minimize mistakes from our skill players who are still getting up to speed.”

They only got two opportunities to see what they could do in a scrimmage at Nelsonville-York and in last Friday's OHSAA Jamboree scrimmage against Marietta.

With all the injuries that they are currently dealing with — and with the regular season not even having started — two scrimmages were probably more than enough.

At Nelsonville-York, “for a first scrimmage I thought it was a pretty efficient offensive line,” Eddy pointed out. “They created opportunities. Our skill players had a lot of mental mistakes and missed assignments. Some things that are mental errors we feel the guys we have there can physically do it but they have to mentally execute and minimize mistakes.”

Eddy then invoked memories of Woody Hayes.

“On that side of the ball we’re looking at a three, four yards and a cloud of dust concept, just like old-school football. That’s going to be the concept,” Eddy said. “We’re going to throw the ball some, but that’s not going to be what our identity is. We’re going to line up and run the ball and if we get three yards, we’re excited; if we get 10 yards, we’re going to have a banquet. We want to control the clock and change field position and try to control the game that way.”

Most fields these days are field turf, not grass and dirt, but you get the idea.

Late last season, while they scored early and often against a far-less talented Columbus East team and didn’t have to control the clock in a 50-6 rout, against Maysville they held the ball for 30 minutes and 45 seconds and had it for 24:52 against Teays Valley, where the defense played its best game of the season. The results were much-needed 26-13 and 28-3 wins, respectively.

“In our first two years here, we were most successful in the second half of the year,” Eddy noted. “One of the reasons why was because we started running the football and controlling the line of scrimmage. That’s when we were the most consistent.

“As a staff, we made the decision that this is who we need to be, this is what our kids are best at,” he added, “so from the beginning (it was) let’s make that who we are so that you’re not coaching a style or a concept or a mentality during the season. You establish that right up front and now you’re working on fine-tuning it.”

It will be run first (and often) and mix in the pass when necessary or when most effective.

“The first two years we have four wide receivers and we’re spreading it out and slinging it around,” Eddy recalled, “then your (offense is) three-and-out, the defense is running back on the field, you’ve only ran a minute off the clock and the other team has the ball again.”

The Chiefs will thus start out as a running team and stick with that concept.

“As you morph into that running game as the season’s going on, now you’re having to over-coach and change kids’ mentalities,” Eddy noted. “You then take a Henry Pierce (a three-year starter for the Chiefs who graduated after last season) from a tight end and make him a blocking running back, you move a wide receiver and move him into a wing.

“This year it will be nice that we’re not *getting* there, we’re *starting* there,” he continued, adding that “there are going to be some growing pains because we’re breaking in some brand-new players at brand-new positions.”

Quarterback

Junior Brayden Sturgell (6-0, 170), who last year threw the only pass not tossed by the graduated Ian Frasure, will wear the familiar No. 7 and is slated to take the snaps behind center.

Sturgell sustained a wrist injury in the N-Y scrimmage, however, and didn’t play against Marietta last Friday. He hopes to be back for Thursday’s opener.

“Sturgell did a great job in scrimmage one, his first live time being QB1,” Eddy said. “He stood in the pocket and took some big hits and threw the ball downfield when we asked him to. I thought he did a good job controlling the offense in the huddle and getting guys in the right spot.

“Those were a lot of positives,” he added. “He showed a lot of positives, a lot of toughness and intelligence, so it’s going to be getting the pieces together.”

Having a versatile athlete like Sturgell handling the ball in the wing-T makes him a dual threat.

“One of the reasons why we like the offense is that the quarterback can still be a threat to run in the option game,” Eddy pointed out, “and when we do throw the ball there’s probably not going to be a lot of drop-back passing, it will be a lot of sprint-out, getting him on the edge and making him a threat to pull the ball down and run.

“We definitely want to utilize his athleticism outside the pocket,” the Logan coach continued. “When you are successful, you are more successful with an athletic quarterback vs. a guy who just manages the offense. If you have a Q who can be a threat (the wings) don’t have to carry the whole load. Sturgell’s done a nice job with that.”

There may be times when a manager is needed at QB, and that’s where sophomore Wyatt Woodgeard (6-0, 150) will be a great asset. He was certainly that and more last Friday, breaking a 68-yard run and scoring from a yard out on the next play.

“I was really pleased to see his growth during the 7-on-7s, being able to step in there with the ones,” Eddy recalled. “He’s always calm and doesn’t over-complicate it, he drops back and throws the ball to the guy who’s open. It doesn’t have to be the perfect pass; just get it to the guy who’s open.

“He’s made a lot of progress,” Eddy added. “He isn’t a Sturgell when it comes to being as much of a threat as a ballcarrier also, but he’s a guy we can trust to turn around and manage the offense and understand the offense and get the ball where it needs to be.”

Offensive line

Now in his third year as head coach of the Chieftains, Eddy has always been consistent with how he handles his O-line personnel.

“You always have to have a pair and a spare... you have to have two guys you can trust and another guy who can rotate with them,” he said. “We feel we have four guys who can go in and play tackle for us; four guys who can play guard for us, and we have three guys who can play center.”

Coaches need to “put the guys in there who give you the best chance to win,” he added, “but at the same time you have guys behind them you can trust if there’s an injury or a guy needs a break.”

That’s especially the case after Carson Hodson sustained a knee injury last Friday.

Those likely to play the bulk of the time on the O-line — where the Chiefs return the most varsity experience — average around 230 pounds per man.

“Keiton Arledge (6-4, 330, senior) is at right tackle,” Eddy began. “He’s a returning (two-year) letterman who has aspirations of playing at the next level and is a guy who has high standards for himself. We’re going to lean on him quite a bit.

“We’re going to be right-hand heavy because right beside him (at right guard) is Carson Hodson (6-1, 215, senior), another returning (two-year) letterman and the motor on this team,” he continued. “I can’t remember when he was ever *off* the field last year. I think he played every snap on offense, defense and special teams.”

Unfortunately, depending upon the extent of his injury, it looks like that might not be the case this season. Hodson had also added kicking, long-snapping and occasional punting to his duties.

“Those two guys are captains on the offensive line at right guard and right tackle and we’re going to lean on them,” Eddy revealed.

The tight end won’t be catching the ball as much as blocking, but that’s something another captain, senior Justin Mustard (6-0, 195) can and will do for the Purple & White.

“Justin Mustard will line up beside them a lot at tight end, a returning letterman and two-way guy,” lauded Eddy. “He’s a tough kid, a good leader and another captain and does a great job trying to motivate and get guys going in the right direction.”

With several options to snap the ball, Eddy said freshman Kallen Wilson (5-10, 230) is in contention for the starting position, though junior Anthony McCune (5-11, 260) made the bulk of the varsity snaps in the Marietta scrimmage.

“We’ve played four different guys there during June and July and now we’re into August just trying to find the right guy,” Eddy said. “We feel we have three guys who can play it; now it’s about finding the right one to be the starter.

“We’re leaning toward Kallen Wilson, so we may have a freshman out there starting on our O-line,” he continued. “He’s a kid we trust from the standpoint of being a hard worker and crazy-intelligent for a freshman when it comes to the game of football. He understands the game and he’s only been in this offense for nine weeks.”

Cayden Alford (6-6, 215) is at left tackle and fellow junior Dalton Brooks (5-11, 200) may emerge as the left guard.

Alford “played right side for us last year and is a guy returning with experience,” said Eddy, who noted the Chiefs may also work junior Connor Carrier (5-11, 260) and senior Isaiah Campbell (6-1, 230) into that tackle rotation to create more depth.

McCune and Alford have also rotated at center while Brooks, senior Christian Blount (5-11, 180) and senior Mason Linton (5-8, 235) have all taken reps at left guard.

All of the healthy linemen mentioned above may now be getting more duty than they originally planned on.

“We think Brooks might have the heads-up (at left guard)... which isn’t a bad thing, because on the other side of the ball these same guys who are the rotators and kind of the backups on the offensive line are then going to turn around and be starters on the defensive line,” Eddy revealed.

Running backs/receivers

The running backs/wide receivers will have a number of different duties that don’t always make them runners and/or pass-catchers in the usual sense.

“I joke and call them ‘wide tackles’ because we’re going to ask them to block, but we have a nice rotation of guys out there,” Eddy said. Junior “Easton Castle (5-6, 150) is the most consistent guy in knowing assignments and had success in our 7-on-7s this summer. Izaac Swope (6-0, 170, junior) and Kaiden Patton (senior, 6-0, 150) are there and on the top of the list right now and we have some other guys we can rotate in there.”

The fourth co-captain, senior two-year letterman Traten Poling (6-0, 200) is the weak-side wing and junior Alex Thompson (5-7, 150) will likely play on the opposite wing.

“Those two guys will start for us and Varik Fick (5-11, 150, junior) and Phillip Fraley (5-7, 160, junior) will rotate in with them,” Eddy noted.

Poling sat out the Marietta scrimmage with an elbow issue. Thompson, meanwhile, scored on a 40-yard run and Fick and Fraley got a number of touches.

“The job is very similar for Traten because it’s a lot of the things we asked him to do last year,” Eddy pointed out, “so he didn’t have as much learning... but the other three guys played wide receiver last year and we’re bringing those guys in as running backs, sometimes lead blocking and sometimes carrying the ball.

“That’s a big adjustment, so that’s where our learning curve is. We ask so much out of that position. It’s a very versatile position because they have to have a wide skill set and also the ability to absorb a lot of information.”

Sophomore Jack Brown (5-9, 165, sophomore) will handle the fullback duties lining up behind Sturgell.

Defense

“Defensively we’re probably going to be very similar to what we’ve been as far as schematics are concerned,” said Eddy, who is also the defensive coordinator. “The biggest problem we had defensively last year was creating a pass rush and defending the deep ball. You can’t be bad at both or you’re going to be in trouble.”

And there were times when the ’20 Chieftains were bad at both, especially in that disastrous playoff defeat at Big Walnut.

“It seemed like we had breakdowns in both areas at the exact-same time. We would be foolish not to be able to see those things,” Eddy noted. “Defense is where maybe we have to make the most growth this year because of graduation losses.

“We’re going to be breaking in brand-new corners, brand-new linebackers and brand-new D-linemen,” he continued. “That’s where my biggest question marks are, what we’re going to look like on defense, and the depth on that side of the ball is not as good as it is on offense.”

And as previously noted, since the Chieftains aren’t exactly going to be the kind of team that puts a lot of points on the scoreboard, the defense simply must step up.

“We’re going to have a lot of pressure on us on defense to start the year because when you’re running the style of offense that we’re running, you have to be a bend-don’t-break defense,” Eddy acknowledged. “You can’t give up points. You can’t give up a four-play drive, and with this offense if you get down three scores, we’re in trouble.”

The Chiefs have to force their opposition into miscues and poor field position, something they were able to do for the most part in the Marietta exhibition.

“We have to be able to force offenses to drive the length of the field, put them in jeopardy for turnovers and penalties and long-yardage situations, and then actually be able to capitalize,” Eddy stated.

“We have to get better in those areas and get off the field without giving up a lot of points,” he continued. “As a defense our mentality is we can’t give up more than 14 (points) each

week. That's got to be our focus. We can give up two (touchdowns), or one big (TD play), but no more than that. If you can play solid defense and be efficient in the offense we're running, you're going to have opportunities to win games late. And that's all we're asking, to be in the game at the end of the game."

The original plan had Alford and Hodson at the defensive ends, with junior Simon Pierce (6-6, 180) and Campbell rotating in. Linton, Wilson and Blount have been playing a lot at the tackles, with Arledge stepping in on occasion, so depending upon what happens with Hodson they, too, will all likely take on extra responsibilities.

"So (for) those guys who were kind of the twos on offense, their assignment is to earn the right to be the No. 1 on defense," Eddy stated. "Right now, we're probably looking at starting with Linton, Carrier and Blount rotating as the three tackles inside the box.

"Poling and Ryan Harden (6-1, 170, junior) have been playing our outside linebacker, then inside the box Mustard and Brooks have taken most of the inside linebacker reps and Tyler Dawson (5-5, 170, junior) has also been there a little bit."

Logan starts almost totally anew in the secondary.

"Sturgell starts at free safety and Jack Brown (5-9, 165, sophomore) starts at adjustor," Eddy said. "If the dominoes need to fall, Sturgell moves up to that adjustor — for us, that's kind of a hybrid player, an outside linebacker/strong safety. Sometimes his focus is a run-first defender and other times a pass-first defender, so we made up the term adjustor.

"He's the guy who has to do the most movements, sometimes on the strong side, sometimes on the weak side, sometimes run first and sometimes pass first," he added. "Mentally it's a complicated position based on coverages."

Castle, Swope and Patton have gotten the majority of reps as defensive backs, with Sturgell and Thompson rotating in at free safety. Castle didn't play against Marietta due to a knee injury.

Special teams

After Hodson kicked off to start the Marietta scrimmage before going down with a knee injury on the third play from scrimmage, Brown handled punting and kicking duties and booted an extra point.

Hodson had stepped up to at least do placekicks.

"We went out to practice and didn't have a kicker," Eddy recalled. "We put everybody on the sidelines and said 'anybody who thinks they can kick, get over here.' And the *only* guy who stepped forward was Hodson. I said 'Hodson, get outta here. You're not kicking, you're the snapper.'"

So the coaches gave him one try and Hodson booted the ball inside the 5-yard line.

“Okay, you’re hired,” Eddy recalled, laughing heartily.

Hodson’s KO Friday night went inside the Marietta 10-yard line.

“We’re very fortunate that Hodson is a multi-talented football player,” Eddy noted. “He can play any position on the offensive line or defensive line and we took him to 7-on-7s so he could get reps as an emergency inside linebacker. He’s our long snapper, our kickoff guy and our field goal-extra point guy.”

Eddy had stated prior to Hodson’s injury that, when the Logan offense gets inside the opponents’ 30-yard line, he might give him a chance to try a field goal in the right situation.

Hodson “has enough leg that if the ball’s inside the 30, I’d take a shot,” Eddy said, “but consistency is the key. When he’s at practice he’s repping on offense and defense and not as a kicker” in the 10-minute time frame before practice or on his own afterward.

Castle is the primary holder for placement kicks when healthy. His backup, Woodgeard, handled that duty Friday night. Brown now likely becomes the full-time punter — just who will kick off if Hodson can’t play is one of the many things the coaching staff now needs to determine — while Poling, Castle, Fick and Thompson rotate to return kickoffs and punts.

(Reprinted with permission from the Logan-Hocking Times, originally published 8/18/2001)

2021 Opponent Schedules



2021 Jackson Ironmen

Aug. 19	VS Logan
Aug. 27	AT Ironton
Sept. 3	VS Licking Valley
Sept. 10	AT Western Brown
Sept. 17	VS Wheelersburg
Sept. 24	AT Hillsboro *
Oct. 1	VS Greenfield McClain *
Oct. 8	AT Washington CH *
Oct. 15	AT Miami Trace *
Oct. 22	VS Chillicothe *

2021 Teays Valley Vikings

Aug. 20	AT Chillicothe
Aug. 27	VS Logan
Sept. 3	AT Ashland
Sept. 10	AT Fairfield Union *
Sept. 17	VS Liberty Union
Sept. 24	VS Hamilton Twp *
Oct. 1	AT Circleville *
Oct. 8	VS Amanda CC *
Oct. 15	AT Bloom-Carroll *
Oct. 22	VS Logan Elm *

2021 Sheridan Generals

Aug. 20	VS Licking Valley
Aug. 27	AT Jonathan Alder
Sept. 3	AT Logan
Sept. 10	VS John Glenn *
Sept. 17	VS Morgan *
Sept. 24	AT River View *
Oct. 1	VS Maysville *
Oct. 8	AT Philo *
Oct. 15	VS Tri-Valley *
Oct. 22	AT New Lexington

2021 Warren Warriors

Aug. 20	VS Belpre
Aug. 27	AT Morgan
Sept. 3	VS Williamstown (WV)
Sept. 10	VS Logan
Sept. 17	AT Fort Frye
Sept. 24	AT Dover *
Oct. 1	AT Vinton County
Oct. 8	VS Cambridge *
Oct. 15	AT New Philadelphia *
Oct. 22	AT Marietta *

2021 Chillicothe Cavaliers

Aug. 20	VS Teays Valley
Aug. 27	AT Wheelersburg
Sept. 3	VS Walnut Ridge
Sept. 10	VS Waverly
Sept. 17	VS Logan
Sept. 24	AT Miami Trace *
Oct. 1	AT Washington CH *
Oct. 8	VS Hillsboro *
Oct. 15	VS Greenfield McClain *
Oct. 22	AT Jackson *





2021 Athens Bulldogs

Aug. 20 VS Philo
 Aug. 27 VS Gallipolis
 Sept. 3 AT Marietta
 Sept. 10 VS Alexander *
 Sept. 17 AT Vinton County *
 Sept. 24 AT Logan
 Oct. 1 VS Meigs *
 Oct. 8 AT Wellston *
 Oct. 15 AT River Valley *
 Oct. 22 VS Nelsonville-York *

2021 St. Charles Prep Cardinals

Aug. 20 AT Big Walnut
 Aug. 27 AT Eastmoor Academy
 Sept. 3 AT Amanda-Clearcreek
 Sept. 10 VS Youngstown Chaney
 Sept. 17 VS Cuyahoga Falls Walsh Jesuit
 Sept. 24 VS Bishop Watteron *
 Oct. 1 AT Logan
 Oct. 8 AT Bishop Hartley *
 Oct. 15 VS Reigning Sports Academy
 Oct. 22 VS St. Francis DeSales *

2021 Meigs Marauders

Aug. 20 AT Gallipolis
 Aug. 27 VS Belpre
 Sept. 3 VS Coal Grove
 Sept. 10 VS Vinton County *
 Sept. 17 AT River Valley *
 Sept. 24 VS Nelsonville-York *
 Oct. 1 AT Athens *
 Oct. 8 AT Logan
 Oct. 15 AT Wellston *
 Oct. 22 VS Alexander *

2021 Fort Frye Cadets

Aug. 20 VS Reigning Sports Academy
 Aug. 28 VS St. Henry
 Sept. 3 AT Waterford
 Sept. 10 AT Zanesville
 Sept. 17 VS Warren
 Sept. 24 AT Trimble
 Oct. 1 VS Lima Central Catholic (Neutral Site)
 Oct. 8 VS Caldwell
 Oct. 15 VS Logan
 Oct. 22 AT Williamstown (WV)

2021 Zanesville Blue Devils

Aug. 20 VS Newark
 Aug. 27 AT Big Walnut
 Sept. 3 VS Tri-Valley
 Sept. 10 VS Fort Frye
 Sept. 17 AT Heath *
 Sept. 24 AT Licking Valley *
 Oct. 1 VS Licking Heights *
 Oct. 8 AT Granville *
 Oct. 15 VS Watkins Memorial *





2020 Logan Varsity Football Stats



TEAM STATS	LHS	OPP
First Downs	118	157
Plays from Scrimmage	483	540
Rushing (Plays-Yards)	324-1481	335-1402
Passing Yards	928	1664
Total Yards	2409	3066
Passes (Comp-Att-Yards)	73-159-12	121-205-1
Fumbles (No.-Lost)	16-7	24-10
Penalties (No.-Yards)	49-492	43-380

LOG – 45 – 079 – 34 – 28 – 186

OPP – 79 – 123 – 36 – 33 – 271

Rushing Leaders

Player	Attempts	Yards	TDs	Yards/Carry
Caden McCarty	168	933	11	5.6
Ian Frasure	90	326	2	3.6
Traten Poling	25	155	4	6.2
Varik Fick	13	90	0	6.9
Brayden Sturgell	4	27	0	6.8
Brandon Heft	1	6	0	6.0
Alex Thompson	1	3	0	3.0
JD Turner	1	3	0	3.0
Henry Pierce	1	2	1	2.0
Jonny McClelland	1	0	0	0.0
Hunter Hill	7	(-4)	0	-0.6
(TEAM)	7	(-4)	0	-

Passing Leaders

Player	Comp.	Attempts	Yards	TDs	INTs
Ian Frasure	72	156	929	7	12
Brayden Sturgell	1	1	(-1)	0	0
TEAM (spiked)	0	2	0	0	0

Receiving Leaders

Player	Rec.	Yards	TDs
Traten Poling	23	346	4
Jonny McClelland	18	210	0
Caden McCarty	12	66	1
Henry Pierce	6	24	0
Brayden Sturgell	5	86	0
Brandon Heft	4	136	1
Hunter Hill	3	42	1
Owen Angle	1	15	0
Izaac Swope	1	3	0

Scoring Stats

Player	TDs	PAT	2P	FG	Total Points
Caden McCarty	13	0	1	0	80
Traten Poling	4	0	1	0	50
Ian Frasure	2	3	3	0	21
Zach Chapin	0	12	0	1	15
Henry Pierce	1	0	0	0	6
Brandon Heft	1	0	0	0	6
Hunter Hill	1	0	0	0	6
Easton Castle	0	0	1	0	2





2020 Post-Season Award Winners



2019 Div. II All-SE District

1st Team:

Caden McCarty, offensive back
Henry Pierce, defensive line

Special Mention:

Carson Hodson

2020 All-Ohio

Special Mention:

Caden McCarty
Henry Pierce





Perfection



Logan High School's undefeated/untied regular seasons

<i>1934</i>	<i>10-0</i>	<i>SEOAL Champions</i>	
<i>1964</i>	<i>10-0</i>	<i>SEOAL Champions</i>	
<i>1977</i>	<i>10-0</i>	<i>SEOAL Champions</i>	
<i>2000</i>	<i>12-1</i>	<i>SEOAL Champions</i>	<i>Regional Runner-up</i>
<i>2001</i>	<i>10-1</i>	<i>SEOAL Chamions</i>	<i>Playoff Qualifier</i>
<i>2008</i>	<i>11-1</i>	<i>SEOAL Champions</i>	<i>Playoff Qualifier</i>
<i>2009</i>	<i>11-1</i>	<i>SEOAL Champions</i>	<i>Playoff Qualifier</i>



1934




SEOAL Champions

Head Coach: John "Red" Longley

Captain: Pearl Derr

Record: 10-0 (5-0)



Row 1: Sickles, Terrell, McMillen, Smith, Derr (Capt.), Price, Mason, Ralston, Johnson, Dollison (Ass't Mgr.); **Row 2:** Patchen (Ass't Mgr.), Woodruff, Fitzgerald, Hansel, Gabriel, Ucker, Dalton, Shaw, E. Nelson, Halby, Hamilton (Mgr.); **Row 3:** Wilson, N. Nelson, Shriner, Geil, Dollsmatch, Goodlive, Strawn, Cole, McBride; **Row 4:** Stewart, Jones, Richardson, Love, Arnett, Lehman, Swaim, Backus (Not Pictured: Brandt)

Schedule:

Date	Location	Opponent	Result	Score
Sept. 21	Home	Buchtel	WIN	12-09
Sept. 28	Home	McArthur	WIN	25-08
Oct. 5	Home	Athens *	WIN	32-00
Oct. 12	Home	Murray City	WIN	35-00
Oct. 19	Home	Pomeroy *	WIN	12-00
Oct. 25	Home	St. Mary (Lancaster)	WIN	60-06
Nov. 2	Home	New Boston *	WIN	13-07
Nov. 16	Away	Lancaster	WIN	30-00
Nov. 23	Away	Gallipolis *	WIN	36-07
Nov. 29	Home	Nelsonville *	WIN	49-06

Points For: 304
Points Against: 43



1964



SEOAL Champions

11th in the final Associated Press (AP) poll

Head Coach: Mel Adams

Captains: Merl Beery and George Hummel

Record: 10-0 (7-0)



Row 1: Ed Fickel (Mgr), Dave Daubenmier, Merl Bell, Ronnie Frazier, Stefan Dennis, Roger Chute, George Lynch, Bob West, Frank Stewart, John Hansley, Leo Schultz, Mike Campbell (Mgr); **Row 2:** Joe Shelton, Dick Fox, Gerald Garner, Steve Gierhart, Mike Walsh, Dale Brenning, Denny Baker, Gary Bartow, Gary Derr, Harold Brown, Danny Bauman; **Row 3:** Brooks Adkins (Asst. Coach), Richard Mikes (Asst. Coach), Guy Champ, Joe Freeman, John Gasser, Steve Mowery, Bob Courter, Rick Glenn, Bob Trowbridge, Lloyd Simmons, Bill Westfall, Greg Gano, Leo Fell, Terry Nelson, Fred Steinbrecher (Asst Coach), Mel Adams (Head Coach); **Row 4:** Gary Wagner (Mgr), David Miller, Jim Brandt, Earl Beery, Merl Beery, George Hummel, Jack Fox, Tom West, Bill Mundy, Greg Mowery

Schedule:

Date	Location	Opponent	Result	Score
Sept. 11	Home	Bexley	WIN	32-00
Sept. 18	Home	Maysville	WIN	34-06
Sept. 25	Away	Gallipolis *	WIN	44-00
Oct. 2	Away	Wellston *	WIN	16-00
Oct. 9	Home	Middleport *	WIN	32-00
Oct. 16	Away	Jackson *	WIN	38-06
Oct. 23	Home	Nelsonville *	WIN	34-06
Oct. 30	Away	Athens *	WIN	44-22
Nov. 6	Home	Pomeroy *	WIN	18-00
Nov. 13	Home	Hillsboro	WIN	46-00

Points For: 338
Points Against: 40



1977



SEOAL Champions

8th in the final Associated Press (AP) AAA poll

Head Coach: Bob Boynton

Captains: Scott Gasser and Bradd Tucker

Record: 10-0 (7-0)



Row 1: Don Ellinger, Ron Swaim, Terry Woltz, Gary Barkhurst, Brad Lightfoot, Jeff Donaldson, Rob Stufflebeam, Tim Myers, Paul Shaw, Darren Dawley, Robbie Mitchell, Jeff Mullins, John Huffman, Jim Frasure, Barry Miller (Mgr); **Row 2:** Les Champlain (Asst. Coach), Tony Poling, Steve Helber, Rob Johnson, Dave Cox, Jim Berry, John Kemper, Brad Tucker, Scott Gasser, Charlie Brodbeck, Doug Nelson (Asst. Coach); **Row 3:** Bob Boynton (Head Coach, cut), Joe Winnenburg (Asst Coach), Curt Perry (Asst Coach), Spike Black (Asst. Coach), Bill McDaniel, Jeff Lee Smith, Dave Emerson, Alan McKinley, Mark Cullison, Ed Bush, Marty Hallett, Dave Dalton, Carl Price, Jerry Myers, Mark Rolan, Dave Armstrong, Don Richardson (Asst. Coach); **Row 4:** Larry Baughman, Mike Walton, Mark Tucker, Kurt Schmitter, Brett Freeman, Roger Barber, Jack Klump, Warren Klingenberg, Brad Jackson, Jim Henestofel

Schedule:

Date	Location	Opponent	Result	Score
Sept. 9	Away	New Lexington	WIN	30-06
Sept. 16	Home	Hilliard	WIN	21-06
Sept. 23	Away	Nelsonville-York	WIN	54-00
Sept. 30	Home	Wellston *	WIN	49-00
Oct. 7	Away	Ironton *	WIN	20-14
Oct. 14	Home	Jackson *	WIN	52-12
Oct. 21	Away	Waverly *	WIN	42-00
Oct. 28	Home	Athens *	WIN	44-13
Nov. 4	Away	Meigs *	WIN	21-00
Nov. 11	Home	Gallipolis *	WIN	35-06

Points For: 368

Points Against: 57



2000



SEOAL Champions
8th in the final Associated Press (AP) Div. I poll
OHSAA Div. I, Reg. 3 Runner-up

Head Coach: Dale Amyx

Captains: Jimmy Bennett, Joey Conrad, Johnny Conrad, Jamey Hankison

Record: 12-1 (7-0)



Row 1: Travis Keirns, Joey Conrad, Jamey Hankison, Johnny Conrad, Jimmy Bennett, Matt Hall, Noah Bookman, Jesse Henestofel, Ryan Wykle, Zach Woltz, Jasen Ogle, Josh Danison, Ron Elick, Matt Sigler; **Row 2:** Michael Brandon, Chaz Kline, Andy Lambert, Nic Irwin, Ryan Hite, Colt Thompson, Matt Fullerton, Andy Martin, Alex Penrod, Derek Harden, Max Resler, Chad Kratzenburg, Jason Weest; **Row 3:** Jan Hopstetter, Jeremy Coakley, Adam Puhl, Matt Mong, Trent Woodgeard, Jason Dicken, Noah Yates, Jon Huntsberger, Jeremy Riches, Linn Warthman, Josh Jarrell, Tyler Wadsworth, Chris Tigner; **Row 4:** Natalie Brannon (Trainer), Angie Phippen (Trainer), Tyler Edgar, Aaron Johnson, Louis Boudreau, Stephen Caron, David Ellis, Josh Bailey, Jeremiah Faulkner, Trevor Emerson, Kevin Nutter, Hickory Ogle; **Row 5:** Mike Eddington (Trainer); Kelly Wolfe (Asst. Coach), Jim Robinson (Asst. Coach), Head Coach Dale Amyx, Tim Woodgeard (Asst. Coach), Pat Walsh (Asst Coach), Bob Cassidy (Asst. Coach) (Not Pictured: David Montgomery)

Schedule:

Date	Location	Opponent	Result	Score
Aug. 25	Home	New Lexington	WIN	34-07
Sept. 1	Away	Nelsonville-York	WIN	28-03
Sept. 8	Away	Zanesville	WIN	27-21
Sept. 15	Home	Warren *	WIN	56-27
Sept. 22	Home	Point Pleasant (WV) *	WIN	28-07
Sept. 29	Home	Athens *	WIN	62-14
Oct. 6	Away	Marietta *	WIN	48-00
Oct. 13	Away	Gallipolis *	WIN	31-07
Oct. 20	Home	Jackson *	WIN	62-14
Oct. 27	Away	River Valley *	WIN	49-00
Nov. 4	Away	Westerville South (P)	WIN	53-20
Nov. 11	Lancaster Pickerington (P)		WIN	28-26
Nov. 18	Columbus	Upper Arlington (P)	Loss	13-45

Points For: 519
Points Against: 191



2001



SEOAL Champions
11th in the final Associated Press (AP) Div. I poll
OHSAA Div. I, Reg. 3 Playoff Qualifier

Head Coach: Dale Amyx

Captains: Derek Harden, Matt Mong, Alex Penrod, Colt Thompson

Record: 12-1 (7-0)



Row 1: Matt Fullerton, Trent Woodgeard, Chad Kratzenburg, Michael Brandon, Chaz Kline, Adam Puhl, Alex Penrod, Max Resler, Matt Mong, Derek Harden, Andy Martin, Andy Lambert, Jeremy Coakley, Nic Irwin, Colt Thompson; **Row 2:** Shawn Butts, Jeremy Riches, Kevin Rinehart, Tyler Edgar, Louis Boudreau, Hickory Ogle, Josh Jarrell, Matt Rutter, David Ellis, Trevor Emerson, Chris Tigner, Jonathan Huntsberger; **Row 3:** Josh Blankenship, Jeremiah Faulkner, Danny Boyle, Brandon Cospser, Josh Bailey, Tyler Wadsworth, Noah Yates, Jason Dicken, Pete Clark, Matt Carlton, Tyler Ackison, Stephen Caron; **Row 4:** Angie Phippen (Trainer), Larry Foss, Jesse Herring, Austin Rohr, Kasey Kernen, Josh Sturgell, Jim Cozad, Joey Inboden, Jason Starr, Steve Call, Trent Harris; **Row 5:** Robert Robinson (Waterboy), Chad Grow (Trainer), Tim Woodgeard (Asst. Coach), Jim Robinson (Asst. Coach), Head Coach Dale Amyx, Pat Walsh (Ass. Coach), Kelly Wolfe (Asst. Coach), Bob Cassidy (Asst. Coach), Ralph Robinson (Waterboy) (Not Pictured: Asst. Coach Curtis Rose)

Schedule:

Date	Location	Opponent	Result	Score
Aug. 24	Away	New Lexington	WIN	13-12
Aug. 31	Home	Nelsonville-York	WIN	50-06
Sept. 7	Home	Zanesville	WIN	13-00
Sept. 14	Home	River Valley *	WIN	54-00
Sept. 21	Away	Warren *	WIN	42-00
Sept. 28	Away	Point Pleasant (WV) *	WIN	59-13
Oct. 5	Away	Athens *	WIN	62-16
Oct. 12	Home	Marietta *	WIN	10-06
Oct. 19	Home	Gallipolis *	WIN	07-00
Oct. 26	Away	Jackson *	WIN	16-13
Nov. 3	Home	Dublin Coffman (P)	Loss	14-20

Points For: 340
Points Against: 86



2008




SEOAL Champions
5th in the final Associated Press (AP) Div. II poll
OHSAA Div. II, Reg. 7 Playoff Qualifier

Head Coach: Dale Amyx

Captains: Jaush Huntsberger, Cary MacLaughlin, Stephen Miller, Clay Morgan

Record: 11-1 (6-0)



Row 1: Andy McManis, Zach Griggs, Taylor McGuire, Seth Sigler, Zach Adams, Jon Neff, Clay Morgan, Cary MacLaughlin, Jaush Huntsberger, Stephen Miller, David Schneider, Derek Shirey, Cody Ochs, Ronnie Burcham, Weston Andy; **Row 2:** Ryan Anderson, Coty Perez, Nathan Chandler, Matt Horton, Lance Ballinger, Brian Sellards, Ryan Aubin, Kyle Andy, Kris Kernen, James Herb, Austin Wyrick, Kermit Berry, Garrett Clark, Anthony Semancik; **Row 3:** Jake Poggemoeller, Joe Dennis, Caleb Valkinburg, Zach McDaniel, Michael Snider, Jordan Rutter, Jeff Murphy, TJ McCray, Mason Mays, Korey Swaim, Ralph Robinson; **Row 4:** Jacob Hood, Jesse Arnold, Brian Cook, Kevin Smith, Tim King, Nate Poling, Nate Green, Dylan Cavinee, Jordan Jurgensmier, Tyler Dement, Matt Hall, John Teal, Clayton Kiger, Brandon Graham; **Row 5:** Chad Grow (Trainer), Pat Walsh (Asst. Coach), Kelly Wolfe (Asst. Coach), Bob Cassidy (Asst. Coach), Jack Klump (Asst. Coach), Head Coach Dale Amyx, Steve Harris (Asst. Coach), Josh Sturgell (Asst. Coach)

Schedule:

Date	Location	Opponent	Result	Score
Aug. 22	Home	Lancaster	WIN	35-10
Aug. 29	Away	Pickerington North	WIN	35-10
Sept. 5	Away	Hamilton Twp.	WIN	31-00
Sept. 12	Home	Gallipolis	WIN	40-07
Sept. 19	Home	Ironton *	WIN	35-10
Sept. 26	Home	Zanesville *	WIN	16-14
Oct. 3	Away	Marietta *	WIN	49-14
Oct. 10	Home	Warren *	WIN	42-00
Oct. 17	Away	Jackson *	WIN	48-07
Oct. 24	Away	Chillicothe *	WIN	23-07
Oct. 31	Home	Dublin Jerome (P)	WIN	23-07
Nov. 7	Zanesville	Louisville (P)	Loss	00-07

Points For: 377
Points Against: 99



2009



SEOAL Champions

**3rd in the final Associated Press (AP) Div. II poll
OHSAA Div. II, Reg. 7 Playoff Qualifier**

Head Coach: Dale Amyx

Captains: Patrick Angle, Zach McDaniel, Bobby Russell, Michael Snider

Record: 11-1 (5-0)



Row 1: Michael Snider, Zach McDaniel, Patrick Angle, Bobby Russell; **Row 2:** Jordan Rutter, Ryan Sigler, TJ McCray, Corey Swaim; **Row 3:** Ralph Robinson, Brock Thompson, Kevin Smith, Alex Lewellen, Caleb Valkinburg, Kyle Andy; **Row 4:** Brandon Graham, Bob Reed, Joe Dennis, Jeffrey Murphy, Kris Kernan, Garrett Clark, Brian Cook; **Row 5:** Nate Poling, Jordan Jurgensmier, Dylan Cavinee, Derek Montgomery, John Teal, Rusty Pugh, Lance Ballinger, Danny Koska; **Row 6:** Jacob Hood, Tyler Dement, Tim King, James Erb, Austin Wyrick, Brian Sellards, Nathan Chandler, Jake Ratcliff, Matt Hall; **Row 7:** Chris Souder, Cody Worthington, Coy Blair, Clayton Kiger, Roger Brown, Caleb Frasier, Kermit Berry, Rusty Knece, Jordan Sharb, Raymond Timmons; **Row 8:** Alex Schneider, Billy Wright, Kevin Brown, Aaron Wolfe, Shane Horton, Paul Wesselhoeft, Michael Fortner, Zach Dixon, Kelly Long, Isaac Lindsey, Mike Hartsveorn; **Row 9:** Pat Walsh (Asst Coach), Bob Cassidy (Asst Coach), Jack Klump (Asst Coach), Head Coach Dale Amyx, Kelly Wolfe (Asst Coach), Josh Sturgell (Asst Coach), Steve Harris (Asst Coach)

Schedule:

Date	Location	Opponent	Result	Score
Aug. 28	Away	Lancaster	WIN	33-14
Sept. 4	Home	Pickerington North	WIN	24-21
Sept. 11	Away	Hamilton Twp.	WIN	49-07
Sept. 18	Away	Gallipolis	WIN	57-06
Sept. 25	Away	Ironton *	WIN	21-07
Oct. 2	Home	Zanesville	WIN	26-00
Oct. 9	Home	Marietta *	WIN	48-03
Oct. 16	Away	Warren *	WIN	31-15
Oct. 23	Home	Jackson *	WIN	27-07
Oct. 30	Home	Chillicothe *	WIN	51-14
Nov. 6	Home	Canal Winchester (P)	WIN	30-07
Nov. 13	Columbus	Brookhaven (P)	Loss	10-21

Points For: 407
Points Against: 122



Logan Football Overtime History



LHS Overtime Games

Year	Date	Stadium	City	Opponent	Result (No. OTs)
1989	Sept. 1	Bill Sauer Field	Logan	Nelsonville-York	WIN, 06-00
1991	Oct. 18	Warren Warriors Stadium	Vincent	Warren	WIN, 21-20
1997	Aug. 29	Jim Rockwell Stadium	New Lexington	New Lexington	Loss, 06-12
1998	Oct. 9	Bill Sauer Field	Logan	Warren	WIN, 21-14
1999	Sept. 10	Bill Sauer Field	Logan	Zanesville	WIN, 20-14
2011	Oct. 7	Logan Chieftain Stadium	Logan	Warren	Loss, 34-40 (2OT)
2011	Oct. 21	Logan Chieftain Stadium	Logan	Portsmouth	Loss, 21-24 (2OT)
2012	Aug. 31	Logan Chieftain Stadium	Logan	Northland	Loss, 26-32
2014	Aug. 29	Logan Chieftain Stadium	Logan	Lancaster	Loss, 42-43 (2OT)
2017	Oct. 6	Falcon Field	Minford	Minford	WIN, 48-42 (2OT)
2018	Sept. 21	Logan Chieftain Stadium	Logan	Chillicothe	Loss, 06-07

Overall Overtime Record: 5-6

Overtime Home Record: 3-5

Overtime Road Record: 2-1





Logan High School All-Ohio Selections



All selections made by the Associated Press unless noted. All selections made in class AAA up until 1987. Starting in 1987, all selections made in Division 1 unless noted.

1 st Team	2 nd Team	3 rd Team
Bob Risch, DT, 1958; DT, 1958 (UPI)	Roy Magle, E, 1943	Dave Bell, E, 1946
Steve Mowery, E, 1964	Bob Schmitter, C, 1945	John Yates, T, 1949 (UPI)
Mark Ruggles, DB, 1979	Lynn Strait, RB, 1957 (UPI; HM AP)	Dick Stevens, DB, 1963
Kelly Wolfe, RB, 1986	Larry Bainter, QB, 1960 (UPI; HM AP)	Greg Smith, QB, 1971
Josh Jackson, K, 1991	Robbie Johnson, QB, 1963 (3rd, UPI)	Dave Schmitter, DE, 1979
John Cosgrove, RB, 1994 (Dv. II)	Merl Beery, G, 1964 (UPI)	Cory McCarty, RB, 2012 (Div. II)
Corey Kissling, LB, 2007 (Dv. II)	John Gasser, QB, 1965	Isaac Schmeltzer, RB, 2013 (Div. II)
Lucas Wright, E, 2007 (Dv. II)	Scott Gasser, DB, 1977	
Patrick Angle, QB, 2008 (Dv. II)	Curtis Rose, OT, 1987	
Patrick Angle, QB, 2009 (Dv. II)	Bryan Lambert, LB, 1991	
Isaiah Smith, E, 2015 (Dv. II)	Tom Smith, E, 1992	
Kory Henthorne, DL, 2016 (Div. II)	Brooks Burris, OT, 1993	
	Chad Zimmerman, QB, 1994 (Dv. II)	
	Justin Culbertson, OT, 1998	
	Wayne Bateman, RB, 1999	
	Joe Conrad, QB, 2000	
	Jesse Henestofel, DB, 2000	
	Matt Mong, LB, 2001	
	Derek Harden, RB, 2001	
	Austin Rohr, RB, 2003	
	Justin Frye, RB, 2007 (Dv. II)	
	Mark Potter, LB, 2007 (Dv. II)	
	Mason Mays, E, 2008 (Dv. II)	
	Mason Mays, E, 2009 (Dv. II)	

Honorable Mention Selections:

1938 – Joe Karshner, Back (UPI)
1939 – Bob McBride, Back
1940 – Bill Bryan, Back
1941 – Bill Johnston, Back
1943 – Jim Hummel, Back; Roy Magle, End
1945 – Roy Magle, Back
1946 – George Lohr, Center
1947 – Dale Mowery, Quarterback
1949 – Pete Kuhn (UPI) – [AP Honorable Mention Team Missing]
1950 – Walter Nelson, Back
1951 – Charles Schrader, Guard
1952 – Bob Thomas, Back
1957 – Lynn Strait, Back
1959 – Larry Wells, Guard

1960 – Larry Bainter, Quarterback
1964 – Merl Beery, guard; George Hummel, back; Dale Brenning, back; Bob Courter, defensive tackle
1965 – Bob Courter, defensive tackle
1966 – Gary Bartow, defensive back; Bill Westfall, End
1967 – Chuck Kemper, Greg Poston, and Jim Trowbridge
1968 – Mike Cottrill and Ron Rutter
1969 – Chuck Lowe
1970 – Dave Crawford and Rick Krebs
1971 – Brian Davidson
1972 – Ken Culbertson and Mike Mojzer
1973 – Dave Krebs and Roger Shaw
1974 – Steve Shaw
2017 – Preston Yates
2020 – Caden McCarty and Henry Pierce

“Special Mention” Selections:

1975 – Scott Hubbard and Brad Tucker
1976 – Scott Gasser and Brad Tucker
1977 – Mark Armstrong and Brad Tucker
1979 – Kelly Adams and Roger Barber
1980 – Mark Morgan, Jim Ogg, and Roger Thompson
1981 – Ron McBride
1982 – Tom Febes and Mitch Trucco
1983 – Jeff Dennis, Dave McBride, and Rodney Mowery
1984 – Scott Farrar and Jeff McCort
1985 – DJ Conrad, Keith Myers, Eric Veidt, and Kelly Wolfe
1986 – Curtis Rose and Eric Veidt
1987 – Jimmer Breining, Rodney Krannitz, Jose Medina, and Ryan Wilson
1988 – Jimmer Breining, Paul Clark, Arnie Fisk, Eric Graham, and Pat Walsh
1989 – Marc Palmer and Doug Robers
1990 – Doug Robers (Dv. II)
1992 – Greg Crossley, Jordan Jackson, and RJ McCort
1993 – John Cosgrove, Jordan Jackson, and Chad Zimmerman
1994 – Eric Cox and Tim Woodgeard
1995 – Alex Clutter and Quinton Evans
1996 – Ryan Butcher and Beau Miller
1997 – Ryan Berry and Chris Yates
1998 – Wayne Bateman and Ryan Berry
1999 – Joe Conrad and John Conrad
2000 – Jim Bennett, John Conrad, and Jamey Hankison
2001 – Adam Puhl, Colt Thompson, Trent Woodgeard
2002 – Austin Rohr and Tyler Wadsworth
2003 – Jacob Bookman and Jared Walton
2004 – BJ Hughes, Justin Pack, Rob Rose, and Corey Spackey
2005 – Kevin Call, Justin Coackley, Tyson Kratzenburg, Bruce Lehman, Stephen Spears, and Adam Stohs
2006 – Nick Amyx, Bryce Bumgardner, Justin Frye, Mark Potter, and Lucas Wright
2007 – Michael Angle (Dv. II), Seth Moritz (Dv. II), and Alex Wallace (Dv. II)
2008 – Zach Adams (Dv. II), Cary MacLaughlin (Dv. II), Clay Morgan (Dv. II), Jon Neff (Dv. II), and Seth Sigler (Dv. II)
2009 – Zach McDaniel (Dv. II), Bobby Russell (Dv. II), Jordan Rutter (Dv. II), and Michael Snider (Dv. II)
2010 – Tim King (Dv. II), Derek Montgomery (Dv. II), Paul Wesselhoeft (Dv. II)
2011 – Cory McCarty (Dv. II)
2013 – Bryce McBride (Dv. II)
2014 – Isaiah Smith and Bryce McBride (Dv. II)
2015 – Lane Little, Bryce McBride, and Kory Henthorne (Dv. II)
2016 – Jenson Wallace (Dv. II)
2019 – Colten Castle (Dv. II)



SEOAL Coach of the Year and MVP Award Winners



SEOAL Coach of the Year	SEOAL MVPs
Dwight Diller, 1952	Bob Risch, 1958
Mel Adams, 1964	Larry Bainter, 1960
Bill Biggers, 1976	Rob Johnson, 1963
Bob Boynton, 1977	John Gasser, 1965
Clarence Perry, 1985	Kenny Culbertson, 1972
Clarence Perry, 1987 (Co-COY)	Scott Gasser, 1976
Clarence Perry, 1988 (Co-COY)	Scott Gasser, 1977
Clarence Perry, 1989 (Co-COY)	Keith Myers, 1985
Dale Amyx, 1991	Jimmer Breining, 1987
Dale Amyx, 1994	Bryan Lambert, 1991
Dale Amyx, 1998 (Co-COY)	Greg Crossley (Co-MVP), 1992
Dale Amyx, 1999	John Cosgrove, 1994
Dale Amyx, 2000	Wayne Bateman, 1999
Dale Amyx, 2001 (Co-COY)	Joey Conrad, 2000
Dale Amyx, 2004	Kevin Call, 2005
Dale Amyx, 2005	Justin Frye, SEOAL North MVP, 2006
Dale Amyx, 2006	Patrick Angle, SEOAL North MVP, 2008
Dale Amyx, 2007	Patrick Angle, SEOAL North MVP, 2009
Dale Amyx, 2008	Isaac Schmeltzer, 2013
Dale Amyx, 2009	
Billy Burke, 2013	





Southeast District Coach and Players of the Year



District Coach of the Year	District Player of the Year
Mel Adams, 1964 (AAA)	Mark Ruggles, AAA Def. Back of the Year, 1979
Bob Boynton, 1977 (AAA Co-COY)	Keith Myers, AAA Co-Back of the Year, 1985
Clarence Perry, 1988 (Division I)	Kelly Wolfe, AAA Back of the Year, 1986
Dale Amyx, 1991 (Division I)	Bryan Lambert, DI Lineman of the Year, 1991
Dale Amyx, 1999 (Division I)	Tom Smith, DI Lineman of the Year, 1992
Dale Amyx, 2000 (Division I)	Brooks Burris, DI Offensive POY, 1993
Dale Amyx, 2001 (Division I)	John Cosgrove, DII Offensive POY, 1994
Dale Amyx, 2005 (Division I)	Wayne Bateman, DI Offensive POY, 1999
Dale Amyx, 2006 (Division I)	Joe Conrad, DI Offensive POY, 2000
Dale Amyx, 2007 (Division II)	Jesse Henestofel, DI Defensive POY, 2000
Dale Amyx, 2008 (Division II)	Derek Harden, DI Offensive POY, 2001
Dale Amyx, 2009 (Division II)	Matt Mong, DI Defensive POY, 2001
Billy Burke, 2013 (Division II)	Austin Rohr, DI Offensive POY, 2003
	Kevin Call, DI Offensive POY, 2005
	Justin Coakley, DI Defensive POY, 2005
	Justin Frye, DI Offensive POY, 2006
	Bryce Bumgardner, DI Defensive POY, 2006
	Lucas Wright, DII Offensive POY, 2007
	Corey Kissling, DII Defensive POY, 2007
	Patrick Angle, DII Offensive POY, 2008
	Patrick Angle, DII Offensive POY, 2009
	Isaiah Smith, DII Offensive POY, 2016





Logan Football Individual and Team Records



Individual Records

Passing

Most Attempts, Game

Lane Little, 40, vs Lancaster, 2014

Most Attempts, Season

Patrick Angle, 302, 2009

Most Attempts, Career

Patrick Angle, 596, 2007-2009

Most Completions, Game

Patrick Angle, 27 vs Pick. North, 2009

Most Completions, Season

Patrick Angle, 193, 2009

Most Completions, Career

Patrick Angle, 377, 2007-2009

Most Passing Yards, Game

Patrick Angle, 324 at Pick. North, 2008

Most Passing Yards, Season

Patrick Angle, 2546, 2009

Most Passing Yards, Career

Patrick Angle, 5,112, 2007-2009

Most Passing TDs, Game

Lane Little, 5, vs Cambridge, 2015

Most Passing TDs, Season

Lane Little, 5, at Gallipolis, 2015

Most Passing TDs, Career

Lane Little, 30, 2015

Patrick Angle, 51, 2007-2009

Best Completion %, Game (Atleast 10 att)

Patrick Angle, 1.00 (15-15), at Hamilton Twp, 2009

Best Completion %, Season (Atleast 100 att)

Patrick Angle, .639, 2009

Best Completion %, Career (Atleast 200 att)

Patrick Angle, .632, 2009

Fewest INTs, Season (atleast 70 att)

Nick Kost, 0 INTs, 2013

Fewest INTs, Career (atleast 300 att)

Lane Little, 8, 2015

Consecutive passes w/o an interception

Patrick Angle, 129 passes, 2009

Most Consecutive Completed Passes, Season

Patrick Angle, 17, vs Hamilton Twp (15) & Gallia Academy (2), 2009

Most Consecutive Completed Passes, Game

Patrick Angle, 15, vs Pickerington North, 2009

Longest Completion (for Touchdown)

Patrick Angle, 15, at Hamilton Township, 2009

Chad Zimmerman, 96 yards v. Warren, 1994

Rushing

Most Rushing Yards, Game

Austin Rohr, 398 vs Marietta, 2003

Most Rushing Yards, Season

Derek Harden, 1670, 2000

Most Rushing Yards, Career

Kelly Wolfe, 3837, 1983-1986

Most Rushing Attempts, Game

Justin Frye, 42 vs Marietta, 2006

Most Rushing Attempts, Season

Derek Harden, 280, 2000

Most Rushing Attempts, Career

Kelly Wolfe, 638, 1983-1986

Most Rushing TDs, Game

Derek Harden, 6 vs Athens, 2001

Most Rushing TDs, Season

Isaac Schmeltzer, 6 vs Warren, 2013

Most Rushing TDs, Career

Derek Harden, 28, 2000

Derek Harden, 50, 1999-2001

Yards per carry, Game

John Cosgrove, 21.25 vs New Lex., 1994

Yards per carry, Season

John Cosgrove, 9.58, 1994

Yards per carry, Career

Bryce McBride, 8.43, 2013-2015

Most 100 yard games, Season

Wayne Bateman, 9, 1999

Most 200 yard games, Season

Derek Harden, 9, 2000

Most 200 yard games, Career

Justin Frye, 5, 2006

Longest Run From Scrimmage (for TD)

Austin Rohr, 6, 2001-2003

Justin Frye, 6, 2006-2007

Larry Bainter, 99 yards vs Middleport, 1960

Bryce McBride, 99 yards vs Portsmouth, 2013

Receiving

Most Receptions, Game

Zach McDaniel, 14, vs Pickerington North, 2008

Most Receptions, Season

Mason Mays, 60, 2009

Most Receptions, Career

Mason Mays, 121, 2007-2009

Most Receiving Yards, Game

DJ Conrad, 260 vs Miami Trace, 1985

Most Receiving Yards, Season

Isaiah Smith, 1,044, 2015

Most Receiving Yards, Career

Mason Mays, 1,779, 2007-2009

Most TD Receptions, Game

Eric Cox, 4 vs River Valley, 1994

Most TD Receptions, Season

Isaiah Smith, 18, 2015

Most TD Receptions, Career

Isaiah Smith, 28, 2013-2015

Longest Reception (for TD)

Eric Cox, 96 yards vs Warren, 1994

Scoring

Most Points, Game

Isaac Schmeltzer, 42 points, vs Warren 2013

Most Points, Season

Derek Harden, 176, 2000

Most Points, Career

Derek Harden, 308, 1999-2001

Most TDs, Game

Isaac Schmeltzer, 7, vs Warren 2013

Most TDs, Season

John Cosgrove, 29, 1994

Most TDs, Career

Derek Harden, 29, 2000

Derek Harden, 51, 1999-2001

Kicking Points, Game

Jordan Jackson, 10 vs Marietta, 1993

Kicking Points, Season

Matt Shaw, 10 at Warren, 1999

Adam Puhl, 68, 2000

Kicking Points, Career

Derek Montgomery, 68, 2009

Matt Shaw, 123, 1997-1999

Kicking

Most PATs, Game

Adam Puhl, 9 vs Jackson, 2000

Most PATs, Season

Adam Puhl, 65, 2000

Most PATs, Career

Adam Puhl, 104, 2000-2001

Most FGs, Game

Eleven Times at 2, Most recent was Derek Montgomery vs Warren, 2010 and Zanesville 2009

(others are Mark Ruggles, Josh Jackson (X3), Jordan Jackson (X2), Josh Carpenter, and Matt Shaw (X2))

Josh Jackson, 11, 1991

Derek Montgomery, 16, 2009-2010

Most FGs, Season

Most FGs, Career

Josh Jackson, 47 yds vs Zanesville, 1991

Johnny Conrad, 63 yds vs Pt. Pleasant, 2000

Joe Karshner, 70 yds at Jackson, 1938

Longest FG Made

Longest Punt

Interceptions

Most INTs, Game

Multiple Tied at 3, most recent Lucas Wright vs.

Portsmouth 2007

Most INTs, Season	Greg Poston, 11, 1967
Most INTs, Career	Chad Zimmerman, 11, 1993
Longest INT Return	Lucas Wright, 17, 2005-2007 Evan DeLong, 101 yards, vs Loudonville 2013
<u>Kick Returns</u>	
Longest Kick-Off Return (for TD)	Bill Shaw, 95 yards, vs Glouster 1939 Alex Clutter, 95 yds, at Watkins Mem., 1995 Isaac Schmeltzer, 95 yds, vs Teays Valley, 2013 Nick Maniskas, 87 yards vs Jackson, 1987
Longest Punt Return (for TD)	
<u>Miscellaneous</u>	
Most Consecutive Games Played	Robbie Johnson, 37 games, 1960-1963 Bob Stewart, 37 games, 1960-1963
Longest fumble return (for TD)	Dean Jordan, 89 yards, vs Lancaster, 2014
<i>Team Records</i>	
<u>Passing</u>	
Most Attempts, Game	42, vs Lancaster, 2014
Most Attempts, Season	336, 2009
Most Passing Yards, Game	390, at Gallia Academy, 2009
Most Passing Yards, Season	2832, 2009
Most Completions, Game	28 vs Pickerington North, 2009
Most Completions, Season	209, 2009
Most Passing TDs, Game	5, 3X, most recent at Gallipolis, 2015
Most Passing TDs, Season	28, 2009
<u>Rushing</u>	
Most Rushing Attempts, Game	74, vs New Lexington, 1980
Most Rushing Attempts, Season	553, 2000
Most Rushing Yards, Game	562, vs Portsmouth, 2013
Most Rushing Yards, Season	3050, 2000
Most Rushing TDs, Game	9, at Warren, 2006
Most Rushing TDs, Season	49, 2000
<u>Total Yardage</u>	
Most Total Yardage, Game	649, at Athens, 2015
Most Total Yardage, Season	4974, 2000
<u>Scoring</u>	
Most Points, Quarter	42 vs Marietta, 2007
Most Points, Game	81 vs New Lexington, 1920
Most Points, Season	519, 2000
Least Points, Season	21, 1929
Most Points Allowed, Game	62 vs Columbus West, 1930
Most Points Allowed, Season	337, 2017
Least Points Allowed, Season	12, 1933

Victories

Most Wins, Season	12
Most Consecutive Wins	18, 1963-1965
Most Consecutive Wins, Reg. Season	29, 1999-2001
	29, 2007-2009
Most Consecutive SEOAL Wins	34, 2004-2009
Largest Winning Margin	81 vs New Lexington, 1920
Largest Win via Shut-Out	81-0 vs New Lexington, 1920

Defeats

Most Losses, Season	9, 2011
Most Consecutive Losses	11, 2018-2019
Largest Losing Margin	62, at Big Walnut (62-0), 2020
Largest Loss via Shut-Out	62-0, at Big Walnut, 2020

First Downs

Most 1st Downs, Game	27, vs Athens, 1986
	27, at Athens, 2015
Most 1st Downs, Season	262, 2000





LOGAN FOOTBALL RUSHING RECORDS



Year-By-Year Leaders

Year	Name	Yards	Att
2020	Caden McCarty	933	168
2019	Braeden Spatar	757	177
2018	Preston Yates	925	202
2017	Preston Yates	1211	210
2016	Jeremy Minor	579	108
2015	Bryce McBride	1056	148
2014	Bryce McBride	782	91
2013	Isaac Schmeltzer	1040	148
2012	Cory McCarty	1072	204
2011	Cory McCarty	902	162
2010	Jordan Jurgensmier	604	131
2009	Patrick Angle	418	117
2008	Clay Morgan	703	116
2007	Justin Frye	1367	213
2006	Justin Frye	1630	234
2005	Kevin Call	1523	251
2004	Justin Coakley	619	88
2003	Austin Rohr	1546	205
2002	Austin Rohr	1387	227
2001	Derek Harden	1192	221
2000	Derek Harden	1670	280
1999	Wayne Bateman	1524	217
1998	Wayne Bateman	1143	169
1997	Chris Yates	1137	204
1996	Ryan Butcher	1069	189
1995	Quinton Evans	1169	236
1994	John Cosgrove	1524	159
1993	John Cosgrove	921	151
1992	Greg Crossley	1263	209
1991	Bryan Lambert	793	135
1990	Bill Copley	590	165
1989	Bill Copley	745	169
1988	Paul Clark	1000	167
1987	Paul Clark	897	183
1986	Kelly Wolfe	1515	225
1985	Kelly Wolfe	1403	208
1984	Kelly Wolfe	905	202
1983	Dave McBride	570	138
1982	Dave McBride	498	110
1981	Doug Kitchen	385	100
1980	Roger Thompson	972	201
1979	John Huffman	571	118
1978	Jack Klump	57	13
1977	John Kemper	779	158

1976	Todd Davidson	681	118
1975	Harold Peppers	876	147
1974	Tim Cole	332	74
1973	John Corby	733	159
1972	Ken Culbertson	922	154
1971	Ken Culbertson	722	173
1970	Rick Krebs	1066	195
1969	Chuck Lowe	1054	148
1968	Chuck Lowe	727	163
1967	Chuck Kemper	662	143
1966	Greg West	356	83
1965	Chuck Kemper	724	174
1964	Dale Brenning	1214	211
1963	George Hummel	745	118
1962	Robbie Johnson	417	112
1961	Ron Brimmer	607	112
1960	Larry Bainter	539	81
1959	Butch Kuhn	520	107
1958	Marvin Smart	745	139
1957	Lynn Strait	1396	160
1956	Ted Byrd	562	78
1955	Ben Buckles	379	75
1954	Dick Harden	298	66
1953	Larry Buckles	875	137
1952	Eddie Joe Grandy	866	57
1951	Bob Thomas	586	149
1950	Walter Nelson	473	109
1949	Pete Kuhn	824	152
1948	Pete Kuhn	666	???
1947	Leroy Mowery	443	???
1946	Jack Glick	601	109
1945	Bud Magle	812	114
1944	Bud Magle	791	232
1943	Jim Hummel	700	???
1942	Jim Hummel	373	66
1941	Bill Johnston	1016	172
1940	Bill "Mutt" Bryan	1355	197
1939	Bill "Mutt" Bryan	740	119
1938	Joe Karshner	1197	248
1937	Unknown		
1936	Unknown		
1935	Bus Hansel	1278	???
1934	Bus Hansel	614	???

INDIVIDUAL RUSHING RECORDS

Rushing Yards – Game

398	Austin Rohr	vs Marietta	2003
328	Bryce McBride	at Athens	2015
302	Greg Crossley	vs Warren	1992
286	Joe Karshner	vs Nelsonville	1938
283	Justin Frye	at Warren	2006
275	Isaac Schmeltzer	vs Warren	2013

271	Bill Bryan	vs Jacksonville-Trimble	1940
270	Kevin Call	at Warren	2005
270	Cory McCarty	at Portsmouth	2012
268	Kevin Call	at Athens	2005

Rushing Yards – Season

1,670	Derek Harden	280 car.	2000
1,630	Justin Frye	234 car.	2006
1,546	Austin Rohr	205 car.	2003
1,524	John Cosgrove	159 car.	1994
1,524	Wayne Bateman	220 car.	1999
1,523	Kevin Call	251 car.	2005
1,515	Kelly Wolfe	225 car.	1986
1,403	Kelly Wolfe	208 car.	1985
1,396	Lynn Strait	160 car.	1957
1,387	Austin Rohr	227 car.	2002

Rushing Yards – Career

3,837	Kelly Wolfe	638 car.	1983-1986
3,114	Austin Rohr	442 car.	2001-2003
3,094	Derek Harden	528 car.	1999-2001
2,997	Justin Frye	446 car.	2006-2007
2,768	Wayne Bateman	404 car.	1997-1999
2,540	Cory McCarty	495 car.	2010-2012
2,539	Preston Yates	497 car.	2016-2018
2,509	John Cosgrove	324 car.	1992-1994
2,343	Bryce McBride	278 car.	2013-2015
2,252	Bill “Mutt” Bryan	350 car.	1938-1940

Rushing Attempts – Game

42	Justin Frye	at Marietta	2006
39	Justin Frye	at Gallia Academy	2006
39	Cory McCarty	at Portsmouth	2012
38	Roger Thompson	vs New Lexington	1980
37	Austin Rohr	vs Marietta	2003
37	Austin Rohr	vs Gallia Academy	2003
37	Caden McCarty	at Chillicothe	2019
36	Joe Karshner	vs Marietta	1938
36	Justin Frye	vs Portsmouth	2006
36	Preston Yates	at Waverly	2018
35	Austin Rohr	vs Jackson	2002

Rushing Attempts – Season

280	Derek Harden	1,670	2000
251	Kevin Call	1,523	2005
248	Joe Karshner	1,197	1938
236	Quinton Evans	1,169	1995
234	Justin Frye	1,630	2006
232	Bud Magle	791	1944
227	Austin Rohr	1,387	2002
225	Kelly Wolfe	1,524	1986
221	Derek Harden	1,192	2001
217	Wayne Bateman	1,524	1999

Rushing Attempts – Career

638	Kelly Wolfe	3,837	1983-1986
528	Derek Harden	3,094	1999-2001
497	Preston Yates	2,539	2016-2018
495	Cory McCarty	2,540	2010-2012
447	Justin Frye	2,997	2006-2007
442	Austin Rohr	3,114	2001-2003
440	Ken Culbertson	2,192	1970-1972
404	Wayne Bateman	2,768	1997-1999
400	Greg Crossley	2,078	1990-1992

Rushing Touchdowns – Game

6	Derek Harden	vs Athens	2001
6	Isaac Schmeltzer	vs Warren	2013
5	Bill “Mutt” Bryan	vs Jacksonville-Trimble	1940
5	Kelly Wolfe	at Miami Trace	1986
5	Greg Crossley	vs Warren	1992
5	John Cosgrove	vs Athens	1994
5	John Cosgrove	vs New Lexington	1994
5	Austin Rohr	at Nelsonville-York	2002

Rushing Touchdowns – Season

28	Derek Harden	2000
26	Kelly Wolfe	1986
24	John Cosgrove	1994
22	Justin Frye	2006
21	Justin Frye	2007
19	Derek Harden	2001
19	Wayne Bateman	1999
19	Austin Rohr	2003
17	Joe Karshner	1938
17	Lynn Strait	1957
17	Isaac Schmeltzer	2013

Rushing Touchdowns – Career

50	Derek Harden	1999-2001
43	Justin Frye	2006-2007
43	Kelly Wolfe	1983-1986
40	John Cosgrove	1992-1994
39	Austin Rohr	2001-2003
37	Wayne Bateman	1997-1999
31	John Gasser	1963-1965

Rushing Yards Per Game – Season

181.1	Justin Frye	1,630/9g	2006
171.8	Austin Rohr	1,546/9g	2003
155.1	Lynn Strait	1,396/9g	1957
152.4	John Cosgrove	1,524/10g	1994
152.3	Kevin Call	1,523/10g	2005
151.5	Kelly Wolfe	1,515/10g	1986
150.9	Bryce McBride	1,056/7g	2015

Rushing Yards Per Game – Career

157.7	Justin Frye	2,997/19 g	2006-2007
131.8	Wayne Bateman	2,768/21g	1997-1999
129.8	Austin Rohr	3,114/24g	2001-2003

119.9	Kelly Wolfe	3,837/32g	1983-1986
109.0	John Cosgrove	2,509/23g	1992-1994
103.1	Derek Harden	3,094/30g	1999-2001

Average Yards Per Carry – Game (At least 10 carries)

21.25	John Cosgrove	12/255 yards	vs New Lexington	1994
21.08	Harold Peppers	12/253 yards	at Waverly	1975
20.81	Larry Bainter	11/229 yards	vs Middleport	1960
20.27	Isaac Schmeltzer	11/223 yards	vs Portsmouth	2013
20.00	Bill “Mutt” Bryan	10/200 yards	vs Nelsonville	1940
19.07	Greg Poston	11/210 yards	vs Vinton County	1967
19.00	Larry Blair	11/209 yards	vs New Lexington	1986
18.18	Eddie Joe Grandy	11/200 yards	at Jackson	1952
17.28	Austin Rohr	14/242 yards	at Warren	2002
17.25	Wayne Bateman	12/207 yards	vs River Valley	1999

Yards Per Carry – Season (At least 100 carries)

9.58	John Cosgrove	1,524/159 car	1994
8.72	Lynn Strait	1,396/160 car	1957
7.54	Austin Rohr	1,546/205 car	2003
7.13	Bryce McBride	1,056/148 car	2015
7.12	Leroy “Bud” Magle	812/114 car	1945
7.12	Chuck Lowe	1,054/148 car	1969
7.03	Isaac Schmeltzer	1,040/148 car	2013
7.02	Wayne Bateman	1524/217 car	1999
6.97	Justin Frye	1,630/234 car	2006
6.88	Bill “Mutt” Bryan	1,355/197 car	1940

Yards Per Carry – Career (At least 250 carries)

8.43	Bryce McBride	2,343/278 car	2013-2015
7.74	John Cosgrove	2,509/324 car	1992-1994
7.04	Austin Rohr	3,114/442 car	2001-2003
6.85	Wayne Bateman	2768/404 car	1997-1999
6.43	Bill “Mutt” Bryan	2,242/350 car	1938-1940
6.17	Kevin Call	2,098/340 car	2003-2005
6.07	Justin Frye	2,997/447 car	2006-2007
6.01	Kelly Wolfe	3,837/638 car	1983-1986

Most 100-Yard Games – Season

9	Wayne Bateman	1999
9	Derek Harden	2000
8	Justin Frye	2007
8	Kelly Wolfe	1986
8	Kelly Wolfe	1985
8	Lynn Strait	1957

Most 100-Yard Games – Career

18	Kelly Wolfe	1983-1986
15	Justin Frye	2006-2007
14	Wayne Bateman	1997-1999
14	Derek Harden	1999-2001
13	Austin Rohr	2001-2003
12	John Cosgrove	1992-1994

Most 200-Yard Games – Season

5	Justin Frye	2006
4	Austin Rohr	2003
3	John Cosgrove	1994
3	Kevin Call	2005
2	Bus Hansel	1935
2	Bill “Mutt” Bryan	1940
2	Rick Krebs	1970
2	Greg Crossley	1992
2	Ryan Butcker	1996
2	Wayne Bateman	1998
2	Austin Rohr	2002
2	Cory McCarty	2011
2	Isaac Schmeltzer	2013
2	Preston Yates	2017

Most 200-yard Games – Career

6	Austin Rohr	2001-2003
6	Justin Frye	2006-2007
4	John Cosgrove	1992-1994
4	Cory McCarty	2010-2012
3	Greg Crossley	1990-1992
3	Wayne Bateman	1997-1999
3	Kevin Call	2003-2005
3	Cory McCarty	2010-2012
3	Bryce McBride	2013-2015
3	Preston Yates	2016-2018

300-Yard Rushing Games - Career

1	Austin Rohr	398	vs Marietta, 2003
1	Bryce McBride	328	at Athens, 2015
1	Greg Crossley	302	vs Warren, 1992

200-Yard Rushing Games

286	Joe Karshner	vs Nelsonville	1938
283	Justin Frye	at Warren	2006
275	Isaac Schmeltzer	vs Warren	2013
271	Bill “Mutt” Bryan	vs Jacksonville-Trimble	1940
270	Kevin Call	at Warren	2005
270	Cory McCarty	at Portsmouth	2012
268	Kevin Call	at Athens	2005
260	Preston Yates	vs Meigs	2017
257	Kelly Wolfe	at Miami Trace	1986
255	John Cosgrove	vs New Lexington	1994
253	Harold Peppers	at Waverly	1975
253	Austin Rohr	at Athens	2003
245	Cory McCarty	at Newark	2012
243	Greg Crossley	at Washington Courthouse	1992
243	John Cosgrove	at Athens	1993
243	Preston Yates	at Waverly	2018
242	Austin Rohr	at Nelsonville-York	2002
242	Austin Rohr	at Warren	2003
241	Preston Yates	at Hamilton Ross	2017
239	John Cosgrove	vs Athens	1994
239	Justin Frye	at Marietta	2006
237	Justin Frye	vs Zanesville	2006

227	Ryan Butcher	vs Athens	1996
227	Bryce McBride	at Meigs	2014
226	Larry Bainter	vs Middleport	1960
226	Chuck Lowe	vs Athens	1969
226	Ken Culbertson	at Wellston	1972
225	John Corby	at Waverly	1973
225	Justin Frye	vs Athens	2006
224	Wayne Bateman	vs Athens	1998
223	Lynn Strait	vs Athens	1957
223	Rick Krebs	at Athens	1970
223	Isaac Schmeltzer	vs Portsmouth	2013
223	Bryce McBride	vs Portsmouth	2013
222	Rick Krebs	vs Waverly	1970
222	Derek Harden	at Marietta	2000
222	Austin Rohr	vs Gallia Academy	2003
219	Austin Rohr	vs Jackson	2002
218	Kelly Wolfe	vs Miami Trace	1985
216	Justin Frye	at Portsmouth	2007
214	Paul Clark	vs Warren	1988
212	Cory McCarty	at Portsmouth	2010
211	Bus Hansel	vs New Boston	1935
211	Wayne Bateman	vs Warren	1998
210	Bus Hansel	at Athens	1935
210	Greg Poston	vs Vinton County	1967
210	Greg Crossley	vs Athens	1992
210	Justin Frye	at Gallia Academy	2006
209	Larry Blair	vs New Lexington	1986
207	Ryan Butcher	vs Warren	1996
207	Wayne Bateman	vs River Valley	1999
207	Kevin Call	vs Marietta	2005
207	Cory McCarty	at Gallipolis	2011
204	John Cosgrove	at Washington Courthouse	1994
202	Roger Thompson	vs Nelsonville-York	1980
202	Derek Harden	at Athens	2001
200	Bill "Mutt" Bryan	vs Nelsonville	1940
200	Eddie Joe Grandy	at Jackson	1952
200	Cory McCarty	vs Warren	2011

1,000-Yard Rushing Seasons

1,670	Derek Harden	2000
1,630	Justin Frye	2006
1,546	Austin Rohr	2003
1,524	John Cosgrove	1994
1,524	Wayne Bateman	1999
1,523	Kevin Call	2005
1,515	Kelly Wolfe	1986
1,403	Kelly Wolfe	1985
1,396	Lynn Strait	1957
1,387	Austin Rohr	2002
1,367	Justin Frye	2007
1,355	Bill "Mutt" Bryan	1940
1,278	Vaughn "Bus" Hansel	1935
1,263	Greg Crossley	1992
1,214	Dale Brenning	1964
1,211	Preston Yates	2017
1,197	Joe Karshner	1938

1,192	Derek Harden	2001
1,169	Quinton Evans	1995
1,143	Wayne Bateman	1998
1,137	Chris Yates	1997
1,072	Cory McCarty	2012
1,069	Ryan Butcher	1996
1,066	Rick Krebs	1970
1,054	Chuck Lowe	1969
1,049	Bryce McBride	2015
1,040	Isaac Schmeltzer	2013
1,016	Bill Johnston	1941
1,000	Paul Clark	1988

2,000-Yard Rushing Careers

3,837	Kelly Wolfe	638 car.	1983-1986
3,114	Austin Rohr	442 car.	2001-2003
3,094	Derek Harden	528 car.	1999-2001
2,997	Justin Frye	446 car.	2006-2007
2,731	Wayne Bateman	412 car.	1997-1999
2,540	Cory McCarty	495 car.	2010-2012
2,539	Preston Yates	497 car.	2016-2018
2,509	John Cosgrove	324 car.	1992-1994
2,343	Bryce McBride	278 car.	2013-2015
2,252	Bill "Mutt" Bryan	350 car.	1938-1940
2,192	Ken Culbertson	440 car.	1970-1972
2,169	Paul Clark	373 car.	1986-1988
2,098	Kevin Call	340 car.	2003-2005
2,078	Greg Crossley	412 car.	1990-1992

Top-Rushing Seasons by a Sophomore

905	Kelly Wolfe	202 car	5TD	1984
732	Ken Culbertson	179 car	8TD	1970
724	Chuck Kemper	174 car	9TD	1965
668	Clay Morgan	123 car	7 TD	2006
566	Cory McCarty	129 car	5 TD	2010
542	Quinton Evans	89 car	2 TD	1994
505	Bryce McBride	39 car	3 TD	2013

Top-Rushing Seasons by a quarterback

757	Braeden Spatar	177 car	4 TD	2019
709	John Gasser	114 car	14 TD	1965
626	Nick Kost	150 car	5 TD	2013
604	Jordan Jurgensmier	132 car	5 TD	2010
557	Patrick Angle	139 car	7 TD	2008
539	Larry Bainter	81 car	9 TD	1960
531	Braeden Spatar	129 car	3 TD	2018
418	Patrick Angle	117 car	8 TD	2009
417	Robbie Johnson	112 car	6 TD	1962
400	Joey Conrad	82 car	6 TD	1999

Top-Rushing Careers by a quarterback

1,288	Braeden Spatar	306 car	7 TD	2018-2019
975	Patrick Angle	266 car	15 TD	2008-2009
938	John Gasser	173 car	28 TD	1964-1965
913	Robbie Johnson	236 car	17 TD	1961-1963
847	Joey Conrad	231 car	15 TD	1998-2000

Three Backs with 100+ Yards Rushing in a Game

1952, at Athens	Bob Thomas	177
	Eddie Joe Grandy	105
	Bob Emerson	101

Two Backs with 200+ Yards Rushing in a Game

2013, vs Portsmouth	Isaac Schmeltzer	223
	Bryce McBride	223

Two backs with 100+ yards rushing in a game

1935, at Athens	Vaughn "Bus" Hansel	205
	Jack Ucker	105
1938, vs Nelsonville	Joe Karshner	286
	Joe Thomas	129
1939, vs McArthur	Bill "Mutt" Bryan	162
	Bob McBride	140
1940, at Wellston	Bill "Mutt" Bryan	176
	Bob Johnston	139
1940, vs Middleport	Bill "Mutt" Bryan	184
	Bob Johnston	171
1941, vs Wellston	Bob Johnston	182
	Maurice Hummel	115
1945, vs Gallia Academy	Bud Magle	126
	Charles Kinney	111
1949, vs New Lexington	Johnny Saving	134
	Pete Kuhn	106
1949, vs Gallia Academy	Pete Kuhn	168
	Walter Nelson	148
1952, vs Middleport	Eddie Joe Grandy	134
	Bob Thomas	127
1952, vs Nelsonville	Bob Thomas	148
	Eddie Joe Grandy	137
1953, at Middleport	Jim St. Clair	157
	Larry Buckles	123
1958, vs Nelsonville	Duane Swartz	167
	Marvin Smart	142
1958, at Athens	Mickey Frazier	137
	Marvin Smart	118
1963, vs Gallia Academy	George Hummel	149
	Dale Brenning	109
1964, vs Middleport	George Hummel	145
	Dale Brenning	134
1970, vs Ironton	Rick Krebs	108
	Kenny Culbertson	105
1971, at Ironton	Kenny Culbertson	142
	Rick Krebs	123
1971, vs Jackson	Kenny Culbertson	119
	Craig Davidson	107
1976, vs Nelsonville-York	Harold Peppers	133
	John Kemper	121
1979, at Nelsonville-York	Roger Thompson	109
	Dave Huffman	102
1985, vs Athens	Kelly Wolfe	146
	Trey Palmerton	104
1986, vs New Lexington	Larry Blair	209

	Kelly Wolfe	126
1986, vs Athens	Kelly Wolfe	184
	Larry Blair	106
1987, vs Marietta	Paul Clark	145
	Pat Walsh	102
1987, at Warren	Paul Clark	162
	Ryan Wilson	111
1991, at Athens	Bryan Lambert	182
	Greg Crossley	111
2001, at Warren	Derek Harden	153
	Matt Mong	106
2003, at Point Pleasant (WV)	Austin Rohr	174
	Justin Coakley	111
2004, vs Athens	Kevin Call	124
	Justin Coakley	106
2005, vs Chillicothe	Kevin Call	164
	Justin Coakley	127
2005, at Athens	Kevin Call	268
	Justin Coakley	151
2005, vs Gallia Academy	Kevin Call	193
	Justin Coakley	128
2005, at Warren	Kevin Call	270
	Justin Coakley	146
2006, vs Athens	Justin Frye	225
	Clay Morgan	166
2006, at Warren	Justin Frye	283
	Clay Morgan	105
2007, vs Marietta	Zack McDaniel	115
	Clay Morgan	104
2012, at Newark	Cory McCarty	245
	Isaac Schmeltzer	165
2013, vs Newark	Isaac Schmeltzer	180
	Nick Kost	105
2013, vs Portsmouth	Isaac Schmeltzer	223
	Bryce McBride	223
2013, vs Warren	Isaac Schmeltzer	275
	Nick Kost	123
2014, at Meigs	Bryce McBride	227
	Dean Jordan	109
2019, vs Teays Valley	Caden McCarty	110
	Braeden Spatar	104
2019, at Chillicothe	Caden McCarty	157
	Braeden Spatar	117



LOGAN FOOTBALL PASSING RECORDS



Year-By-Year Leaders

Year	Name	Yards	Att	Comp
2020	Ian Frasure	929	156	72
2019	Braeden Spatar	727	97	60
2018	Braeden Spatar	644	104	55
2017	Brady Walsh	764	199	88
2016	Brady Walsh	886	168	68
2015	Lane Little	2140	238	137
2014	Lane Little	1438	195	107
2013	Nick Kost	505	78	39
2012	Jack Music	765	151	65
2011	Kelly Long	697	109	49
2010	Jordan Jurgensmier	819	186	91
2009	Patrick Angle	2,546	302	193
2008	Patrick Angle	2,496	286	177
2007	Michael Angle	1,199	110	67
2006	Michael Angle	775	109	58
2005	Michael Angle	506	90	39
2004	Corey Spackey	1,297	185	104
2003	Corey Spackey	756	147	77
2002	David Ellis	637	111	55
2001	Alex Penrod	1,040	158	83
2000	Joe Conrad	1,902	227	138
1999	Joe Conrad	1,340	179	101
1998	Joe Conrad	988	151	67
1997	Aaron Flohr	399	76	35
1996	Austin Penrod	562	90	34
1995	Jeff Maibach	864	154	82
1994	Chad Zimmerman	1,355	120	76
1993	Brian Miller	834	155	74
1992	Brian Miller	1,004	158	79
1991	Brian Miller	644	96	42
1990	Nathan Dickerson	155	41	12
	Brian Kessler	116	46	18
1989	Scott Sigler	1,085	180	81
1988	Jimmer Breining	708	111	34
1987	Jimmer Breining	1,110	153	81
1986	Jimmer Breining	701	107	47
1985	Keith Myers	1,321	158	76
1984	Keith Myers	1,298	228	106
1983	Keith Myers	1,276	162	86
1982	Jeff Morgan	823	173	70
1981	Jim Angle	345	110	33
1980	Jim Angle	199	44	18

1979	Mike Stewart	412	74	27
1978	McDaniel	38	13	3
1977	Scott Gasser	1,228	127	72
1976	Scott Gasser	488	39	21
1975	Jeff Smith	546	86	44
1974	Jim Kemper	502	100	31
1973	Jim Kemper	1,048	128	57
1972	Jim Kemper	399	73	32
1971	Greg Smith	1,045	133	57
1970	Greg Smith	580	88	40
1969	Bob Johnston	597	71	26
1968	Bob Johnston	493	114	43
1967	Bob Johnston	546	71	30
1966	John Hansley	193	24	14
1965	John Gasser	410	68	29
1964	John Gasser	349	46	23
1963	Robbie Johnson	571	85	33
1962	Robbie Johnson	370	75	27
1961	Robbie Johnson	432	56	24
1960	Larry Bainter	877	123	58
1959	George Stump	492	60	27
1958	Mike Brown	137	37	11
1957	Mike Brown	212	37	14
1956	Gene Morgan	201	40	19
1955	Jack Dexter	75	13	5
	Jim St. Clair	66	35	7
1954	Jim St. Clair	108	15	9
1953	Ron Dennis	103	15	6
1952	Bob Emerson	285	48	18
1951	Bob Emerson	475	95	40
1950	Walter Nelson	196	39	17
	Bill Voris	190	53	16
1949	Pete Kuhn			
1948	Lonnie Bail	233	32	14
	Pete Kuhn	230	38	15
	Ron Soliday	224	36	13
1947	Dale Mowery	277	49	24
1946	Dale Mowery	297	49	21
1945	Bud Magle	203	32	12
1944	Bud Magle	262	58	23
1943	Jim Hummel			
	Bob Johnston			
1942	Jim Hummel			
1941	Morris Hummel	299	51	18
1940	Bill "Mutt" Bryan	323	67	19
1939	Bob McBride	164	31	8
1938	Joe Karshner			
1937	Jim Richardson	868	121	55

INDIVIDUAL PASSING RECORDS

Passing Yards – Game

324	Patrick Angle	26-35	at Pickerington North	2008
321	Lane Little	21-29	vs Cambridge	2015
306	Lane Little	23-40	vs Lancaster	2014
302	Patrick Angle	20-25	vs Ironton	2008
300	Keith Myers	11-20	vs Miami Trace	1985
285	Kelly Long	11-19	vs Jackson	2011
283	Patrick Angle	20-35	at Gallia Academy	2009
278	Lane Little	18-34	vs Jackson	2015
277	Lane Little	16-29	at Teays Valley	2014
263	Joe Conrad	16-30	at Pickerington *	1999

* = OHSAA State Playoff Game

Passing Yards – Season

2,546	Patrick Angle	193-302	2009
2,496	Patrick Angle	177-286	2008
2,140	Lane Little	137-238	2015
1,902	Joey Conrad	138-227	2000
1,438	Lane Little	107-195	2014
1,355	Chad Zimmerman	76-120	1994
1,340	Joey Conrad	101-179	1999
1,321	Keith Myers	76-158	1985
1,298	Keith Myers	106-228	1984
1,297	Corey Spackey	104-185	2004

Passing Yards – Career

5,112	Patrick Angle	377-596	2007-2009
4,230	Joe Conrad	306-557	1998-2000
3,941	Keith Myers	272-559	1982-1985
3,644	Lane Little	250-445	2013-2015
2,519	Jimmer Breining	162-371	1986-1988
2,482	Brian Miller	195-409	1991-1993
2,480	Michael Angle	164-309	2005-2007
2,112	Corey Spackey	184-335	2002-2004
1,949	Jim Kemper	120-301	1972-1974
1,773	Greg Smith	106-240	1969-1971
1,750	Scott Gasser	94-170	1975-1977

Pass Attempts – Game

40	Lane Little	23 comp	vs Lancaster	2014
39	Ian Frasure	16 comp	vs Jackson	2020
38	Patrick Angle	19 comp	vs Louisville *	2008
37	Keith Myers	18 comp	vs Cols Wherle	1984
37	Keith Myers	17 comp	vs Cadiz	1984
35	Patrick Angle	26 comp	at Pickerington North	2008
35	Patrick Angle	20 comp	at Gallia Academy	2009
35	Patrick Angle	22 comp	vs Canal Winchester *	2009
34	Joe Conrad	17 comp	vs Upper Arlington *	2000
34	Patrick Angle	27 comp	vs Pickerington North	2009
34	Lane Little	18 comp	vs Jackson	2015

* = OHSAA State Playoff Game

Pass Attempts – Season

302	Patrick Angle	193 comp	2009
286	Patrick Angle	177 comp	2008
238	Lane Little	137 comp	2015
228	Keith Myers	106 comp	1984
227	Joe Conrad	138 comp	2000
199	Brady Walsh	88 comp	2017
195	Lane Little	107 comp	2014
186	Jordan Jurgensmier	91 comp	2010
185	Corey Spackey	104 comp	2004
181	Chris Sigler	81 comp	1989

Pass Attempts – Career

596	Patrick Angle	377 comp	2007-2009
559	Keith Myers	265 comp	1982-1985
557	Joe Conrad	306 comp	1998-2000
445	Lane Little	250 comp	2013-2015
407	Brian Miller	195 comp	1991-1993
371	Jimmer Breining	162 comp	1986-1988
368	Brady Walsh	156 comp	2015-2017
335	Corey Spackey	184 comp	2002-2004
309	Michael Angle	164 comp	2005-2007
301	Jim Kemper	120 comp	1972-1974

Pass Completions – Game

27	Patrick Angle	34 att	vs Pickerington North	2009
26	Patrick Angle	35 att	at Pickerington North	2008
23	Lane Little	40 att	vs Lancaster	2014
22	Patrick Angle	35 att	vs Canal Winchester *	2009
21	Keith Myers	31 att	vs Jackson	1983
21	Corey Spackey	32 att	vs Lancaster	2004
21	Lane Little	29 att	vs Cambridge	2015
20	Patrick Angle	25 att	vs Ironton	2008
20	Patrick Angle	35 att	at Gallia Academy	2009
19	Patrick Angle	38 att	vs Louisville *	2008
19	Lane Little	30 att	vs Warren	2015

* = OHSAA State Playoff Game

Pass Completions – Season

193	Patrick Angle	302 att	2009
177	Patrick Angle	286 att	2008
138	Joe Conrad	227 att	2000
137	Lane Little	238 att	2015
107	Lane Little	195 att	2014
106	Keith Myers	228 att	1984
104	Corey Spackey	185 att	2004
101	Joe Conrad	179 att	1999
91	Jordan Jugensmier	186 att	2010
88	Brady Walsh	199 att	2017

Pass Completions – Career

377	Patrick Angle	596 att	2007-2009
306	Joe Conrad	557 att	1998-2000
265	Keith Myers	559 att	1982-1985
250	Lane Little	445 att.	2013-2015
195	Brian Miller	407 att	1991-1993

184	Corey Spackey	335 att	2002-2004
164	Michael Angle	309 att.	2005-2007
162	Jimmer Breining	371 att	1986-1988
156	Brady Walsh	368 att	2015-2017
120	Jim Kemper	301 att	1972-1974

Passes Had Intercepted – Game

5	Jim Kemper	at Ironton	1973
5	Keith Myers	vs Cadiz	1984
4	Keith Myers	at Cols Beechcroft	1984
4	Scott Sigler	at Athens	1989
4	Patrick Angle	vs Louisville	2008

Passes Had Intercepted – Season

21	Keith Myers	1984
13	Scott Sigler	1989
12	Jim Kemper	1974
12	Brady Walsh	2017
12	Ian Frasure	2020
11	Keith Myers	1983
11	Jimmer Breining	1986
11	Jimmer Breining	1987
11	Patrick Angle	2008
11	Jordan Jurgensmier	2010

Passes Had Intercepted – Career

40	Keith Myers	1983-1985
31	Jimmer Breining	1986-1988
29	Jim Kemper	1972-1974
20	Corey Spackey	2002-2004
18	Joe Conrad	1998-2000
17	Brady Walsh	2015-2017
16	Patrick Angle	2007-2009

Completion Percentage – Game (At least 10 Attempts)

1.00	Patrick Angle	15-15	at Hamilton Township	2009
.900	Patrick Angle	18-20	vs Jackson	2009
.888	Joe Conrad	16-18	vs Pickerington*	2000
.818	Michael Angle	9-11	vs Gallia Academy	2007
.818	Braeden Spatar	9-11	vs Teays Valley	2019
.800	Jimmer Breining	8-10	at Athens	1987
.800	Aaron Flohr	8-10	at Point Pleasant	1997
.800	Joe Conrad	12-15	at Warren	1999
.800	Patrick Angle	20-25	vs Ironton	2008
.800	Nick Kost	8-10	vs Jackson	2013

* = OHSAA State Playoff Game

Completion Percentage – Season

.639	Patrick Angle	193-302	2009
.633	Chad Zimmerman	76-120	1994
.619	Braeden Spatar	60-97	2019
.612	Patrick Angle	177-286	2008
.609	Michael Angle	67-110	2007
.608	Joe Conrad	138-227	2000
.575	Lane Little	137-238	2015
.567	Scott Gasser	72-127	1977

.564	Joe Conrad	100-176	1999
.562	Corey Spackey	104-185	2004

Completion Percentage – Career

.632	Patrick Angle	377-596	2007-2009
.569	Braeden Spatar	115-202	2017-2019
.562	Lane Little	250-445	2013-2015
.549	Joe Conrad	306-557	1998-2000
.549	Corey Spackey	184-335	2002-2004
.531	Michael Angle	164-309	2005-2007
.490	Jordan Jurgensmier	103-210	2008-2010
.487	Keith Myers	272-559	1982-1985
.476	Brian Miller	195-409	1991-1993
.442	Greg Smith	106-240	1969-1971
.437	Jimmer Breining	162-371	1986-1988
.427	Scott Sigler	89-208	1987-1989

Touchdown Passes – Game

5	Lane Little	vs Cambridge	2015
5	Lane Little	at Gallia Academy	2015
4	Jim Richardson	vs Circleville	1937
4	Scott Gasser	vs Athens	1977
4	Keith Myers	vs Gallia Academy	1983
4	Chad Zimmerman	vs River Valley	1994
4	Patrick Angle	vs Ironton	2008
4	Patrick Angle	at Hamilton Township	2009
4	Patrick Angle	vs Marietta	2009
4	Patrick Angle	vs Jackson	2009
4	Lane Little	vs Lancaster	2014
4	Lane Little	at Teays Valley	2014
4	Lane Little	vs Meigs	2015

Touchdown Passes – Season

30	Lane Little	2015
26	Patrick Angle	2009
25	Patrick Angle	2008
19	Keith Myers	1985
16	Joe Conrad	2000
16	Michael Angle	2007
15	Corey Spackey	2004
14	Lane Little	2014
13	Chad Zimmerman	1994
12	Scott Gasser	1977
12	Keith Myers	1983
12	Jimmer Breining	1987

Touchdown Passes – Career

53	Patrick Angle	2007-2009
44	Lane Little	2013-2015
41	Keith Myers	1982-1985
36	Joe Conrad	1998-2000
24	Michael Angle	2005-2007
23	Jimmer Breining	1986-1988
17	Scott Gasser	1975-1977
17	Corey Spackey	2002-2004
16	Jim Kemper	1972-1974

Passing Yards Per Game – Season

214	Lane Little	2,140/10 g	2015
212.2	Patrick Angle	2,546/12 g	2009
208.0	Patrick Angle	2,496/12 g	2008
159.8	Lane Little	1,438/9 g	2014
146.3	Joe Conrad	1,902/13 g	2000
135.5	Chad Zimmerman	1,355/10 g	1994
132.1	Keith Myers	1,321/10 g	1985
129.8	Keith Myers	1,298/10 g	1984
129.7	Corey Spackey	1,297/10 g	2004
127.6	Keith Myers	1,276/10 g	1983

Passing Yards Per Game – Career

189.3	Patrick Angle	5,112/27 g	2007-2009
182.2	Lane Little	3,644/20 g	2013-2015
124.4	Joe Conrad	4,230/34 g	1998-2000
123.2	Keith Myers	3,941/32 g	1982-1985
107.5	Chad Zimmerman	1,505/14 g	1992-1994
96.0	Corey Spackey	2,112/22 g	2002-2004
92.1	Scott Gasser	1,750/19 g	1975-1977
84.0	Jimmer Breining	2,519/30 g	1986-1988
81.6	Brian Miller	2,482/30 g	1991-1993
80.9	Scott Sigler	1,214/15 g	1987-1989

Pass Efficiency Rating – Game (Min 10 attempts)

329.12	Patrick Angle	at Hamilton Township	2009
306.67	Lane Little	at Athens	2015
302.40	Greg Smith	at Nelsonville-York	1971
302.25	Joe Conrad	at River Valley	2000
294.55	Michael Angle	vs Gallia Academy	2007
285.83	Keith Myers	vs Gallia Academy	1983
272.84	Nick Kost	vs Jackson	2013
262.14	Corey Spackey	vs Warren	2004
262.08	Michael Angle	vs Chillicothe	2007
259.80	Chad Zimmerman	vs Warren	1994

* = OHSAA State Playoff Game

Pass Efficiency Rating – Season (Min 100 attempts)

189.56	Michael Angle	2007
188.93	Chad Zimmerman	1994
170.49	Lane Little	2015
161.22	Scott Gasser	1977
159.82	Patrick Angle	2009
156.35	Patrick Angle	2008
148.27	Joe Conrad	2000
147.88	Keith Myers	1985
139.84	Joe Conrad	1999
137.43	Lane Little	2014

Pass Efficiency Rating – Career (Min 200 attempts)

159.28	Patrick Angle	2007-2009
154.00	Lane Little	2013-2015
137.06	Michael Angle	2005-2007
130.68	Joe Conrad	1998-2000
117.77	Keith Myers	1982-1985
113.80	Greg Smith	1969-1971

112.69	Corey Spackey	2002-2004
105.94	Robbie Johnson	1961-1963
104.44	Jimmer Breining	1986-1988

Consecutive Passes Complete – Game

15	Patrick Angle	vs Pickerinton North	2009
15	Patrick Angle	at Hamilton Township	2009
14	Joe Conrad	vs Pickerington *	2000

* = OHSAA State Playoff game

300-Yard Passing Games – Season

2	Patrick Angle	324yds	at Pickerinton No	2008
	Patrick Angle	302yds	vs Ironton	2008
1	Keith Myers	300yds	vs Miami Trace	1985
1	Lane Little	306yds	vs Lancaster	2014
1	Lane Little	321yds	vs Cambridge	2015

200-Yard Passing Games – Season

8	Patrick Angle	2009
6	Lane Little	2015
5	Patrick Angle	2008
3	Chad Zimmerman	1994
3	Joe Conrad	2000
2	Keith Myers	1983
2	Lane Little	2014

200-Yard Passing Games – Career

13	Patrick Angle	2007-2009
8	Lane Little	2013-2015
4	Keith Myers	1982-1985
4	Joe Conrad	1998-2000
3	Chad Zimmerman	1993-1994

100-Yard Passing Games – Season

12	Patrick Angle	2009
11	Patrick Angle	2008
10	Lane Little	2015
8	Lane Little	2014
8	Keith Myers	1983
8	Keith Myers	1984
8	Chad Zimmerman	1994
8	Joe Conrad	1999
8	Joe Conrad	2000
7	Scott Gasser	1977
7	Keith Myers	1985

100-Yard Passing Games – Career

23	Keith Myers	1982-1985
23	Patrick Angle	2007-2009
20	Joe Conrad	1998-2000
18	Lane Little	2013-2015
12	Brian Miller	1991-1993
11	Corey Spackey	2002-2004
10	Michael Angle	2005-2007
9	Jim Kemper	1972-1974
9	Scott Gasser	1975-1977

Consecutive 200-Yard Passing Games – Season/Career

4	Patrick Angle	2009
2	Chad Zimmerman	1994
2	Joe Conrad	2000
2	Patrick Angle	2008
2	Lane Little	2014
2	Lane Little	2015
2	Lane Little	2015

Consecutive 100-Yard Passing Games – Season

12	Patrick Angle	2009
11	Patrick Angle	2008
10	Lane Little	2015
6	Keith Myers	1985
6	Chad Zimmerman	1994
6	Joe Conrad	2000
5	Jim Kemper	1973
5	Scott Gasser	1977
5	Keith Myers	1983
5	Corey Spackey	2004
5	Lane Little	2014

Consecutive 100-Yard Passing Games – Career

23	Patrick Angle	Week 2, 2008 – Week 12, 2009
13	Lane Little	Week 7, 2014-Week 10, 2015
10	Keith Myers	4, 1984; 6, 1985
6	Chad Zimmerman	1994
6	Joe Conrad	2000

1,000-yard Passing Seasons

2,546	Patrick Angle	193-302	2009
2,496	Patrick Angle	177-286	2008
2,140	Lane Little	137-238	2015
1,902	Joe Conrad	138-227	2000
1,438	Lane Little	107-195	2014
1,355	Chad Zimmerman	76-120	1994
1,340	Joe Conrad	101-179	1999
1,321	Keith Myers	76-158	1985
1,298	Keith Myers	106-228	1984
1,297	Corey Spackey	104-185	2004
1,276	Keith Myers	86-162	1983
1,228	Scott Gasser	72-127	1977
1,199	Michael Angle	67-110	2007
1,110	Jimmer Breining	81-153	1987
1,094	Chris Sigler	81-180	1989
1,048	Jim Kemper	57-128	1973
1,045	Greg Smith	57-133	1971
1,040	Alex Penrod	83-158	2001
1,004	Brian Miller	79-158	1992

300-Yard Passing Games

324	Patrick Angle	at Pickerinton North, 2008
321	Lane Little	vs Cambridge, 2015
306	Lane Little	vs Lancaster, 2014
302	Patrick Angle	vs Ironton, 2008
300	Keith Myers	vs Miami Trace 1985

200-Yard Passing Games (Since 1940)

285	Kelly Long	vs Jackson	2011
283	Patrick Angle	at Gallia Academy	2009
278	Lane Little	vs Jackson	2015
277	Lane Little	at Teays Valley	2014
263	Joe Conrad	at Pickerington *	1999
259	Jeff Morgan	vs Miller	1982
259	Lane Little	at Gallia Academy	2015
254	Lane Little	at Nelsonville-York	2015
253	Patrick Angle	vs Pickerington North	2009
252	Patrick Angle	at Lancaster	2009
251	Patrick Angle	at Hamilton Township	2009
250	Patrick Angle	vs Jackson	2009
245	Patrick Angle	vs Chillicothe	2009
242	Patrick Angle	vs Gallia Academy	2008
242	Patrick Angle	vs Zanesville	2008
240	Keith Myers	vs Jackson	1983
240	Patrick Angle	at Jackson	2008
236	Chad Zimmerman	at River Valley	1994
236	Ian Frasure	vs Warren	2020
233	Corey Spackey	vs Lancaster	2004
229	Patrick Angle	vs Canal Winchester *	2009
225	Lane Little	at Athens	2015
224	Jim Kemper	vs Wellston	1973
224	Keith Myers	vs Gallia Academy	1983
223	Lane Little	vs Warren	2015
222	Joe Conrad	at River Valley	2000
219	Scott Sigler	vs Gallia Academy	1989
217	Joe Conrad	at Westerville South *	2000
213	Keith Myers	vs Cadiz	1984
213	Patrick Angle	at Warren	2009
211	David Ellis	at Zanesville	2002
210	Greg Smith	at Nelsonville-York	1971
210	Chad Zimmerman	at Marietta	1994
209	Jimmer Breining	vs Gallia Academy	1987
208	Chad Zimmerman	vs Warren	1994
206	Patrick Angle	vs Dublin Jerome *	2008
204	Jack Music	at Jackson	2012
202	Joe Conrad	vs New Lexington	2000
200	Michael Angle	vs Gallia Academy	2007

* = OHSAA State Playoff Game

150-Yard Passing Games (Since 1940)

197	Joe Conrad	11-15	vs Jackson	2000
195	Keith Myers	12-21	at Cols. Walnut Ridge	1985
194	Patrick Angle	13-22	vs Warren	2008
194	Patrick Angle	19-38	vs Louisville *	2008
193	Lane Little	10-18	at Shadyside	2015
192	Joe Conrad	10-15	vs Marietta	1999
191	Joe Conrad	16-18	vs Pickerington *	2000
190	Alex Penrod	14-28	vs Dublin Coffman *	2001
190	Brady Walsh	14-24	at Warren	2016
189	Scott Sigler	9-17	vs Marietta	1989
189	Joe Conrad	9-14	at Point Pleasant (WV)	1999
189	Michael Angle	9-15	vs Tri-Valley *	2007
186	Patrick Angle	8-13	vs Gallia Academy	2008

185	Patrick Angle	12-17	at Marietta	2008
184	Joe Conrad	14-20	at Zanesville	2000
183	Scott Gasser	8-15	vs Athens	1977
181	Brian Miller	13-23	vs Chillicothe	1993
180	Corey Spackey	13-20	at Marietta	2004
178	Patrick Angle	15-25	at Ironton	2009
177	Keith Myers	13-23	at Gallia Academy	1984
176	Scott Gasser	8-14	vs Wellston	1977
176	Ian Frasure	16-39	vs Jackson	2020
174	Joe Conrad	8-19	at New Lexington	1999
173	Keith Myers	10-16	at Jackson	1984
172	Greg Smith	9-16	at Waverly	1971
172	Ian Frasure	13-25	at Amanda-Clearcreek	2020
171	Keith Myers	8-12	vs Circleville	1985
171	Jeff Maibach	10-17	at Watkins Memorial	1995
171	Joe Conrad	13-19	at Marietta	2000
170	Corey Spackey	10-15	vs Pickerington North	2003
170	Corey Spackey	10-20	vs Zanesville	2004
170	Patrick Angle	9-16	at Hamilton Township	2008
169	George Stump	5-5	at Nelsonville	1959
162	Michael Angle	6-10	vs Chillicothe	2007
162	Ian Frasure	9-19	at Logan Elm	2020
161	Keith Myers	9-14	vs Columbus Centennial	1983
161	Jordan Jurgensmier	16-26	at Warren	2010
160	Owen Landis	7-14	vs Lancaster	1942
159	Joe Conrad	5-13	vs New Lexington	1998
158	Patrick Angle	11-18	at Chillicothe	2008
158	Kelly Long	11-24	vs Pickerington North	2011
157	Brian Miller	9-16	at Marietta	1992
157	Alex Penrod	13-28	vs Zanesville	2001
156	Greg Smith	9-27	at Hilliard	1971
156	Patrick Angle	10-21	vs Zanesville	2009
156	Lane Little	12-24	at St. Francis DeSales	2015
154	Corey Spackey	6-11	vs Warren	2004
154	Braeden Spatar	11-17	at Meigs	2018
153	Brian Miller	12-24	vs Wheeling Park (WV)	1992
152	Scott Gasser	6-6	at Gallia Academy	1976
151	Bob Emerson	11-18	vs Athens	1951
151	Jordan Jurgensmier	14-22	at Jackson	2010
151	Nick Kost	8-10	vs Jackson	2013
151	Lane Little	15-31	at Loudonville	2014
151	Brady Walsh	5-12	vs Athens	2016
150	Michael Angle	5-5	vs Marietta	2007





LOGAN FOOTBALL RECEIVING RECORDS



Year-By-Year Leaders

Year	Name	Receptions	Yards
2020	Traten Poling	23	346
2019	Garrett Mace	20	242
2018	Landon Little	22	361
2017	Landon Little	38	357
2016	Jenson Wallace	26	341
2015	Isaiah Smith	58	1,004
2014	Chance Cox	41	513
	Isaiah Smith	37	544
2013	Isaiah Smith	14	199
2012	Nick Maniskas	17	199
2011	Isaac Lindsey	45	527
2010	Isaac Lindsey	36	408
2009	Mason Mays	60	845
2008	Mason Mays	57	852
2007	Lucas Wright	28	596
2006	Lucas Wright	18	224
2005	Lucas Wright	16	245
2004	B.J. Hughes	44	556
2003	Patrick Howe	20	192
2002	Jason Dicken	20	249
2001	Matt Mong	25	365
2000	Johnny Conrad	32	509
1999	Johnny Conrad	33	338
1998	Josh Wolfe	16	262
1997	Cook	14	234
1996	Jonathan Ogg	20	392
1995	Alex Clutter	29	399
1994	Eric Cox	38	791
1993	Eric Cox	24	301
1992	Eric Cox	20	227
	Matt Mellinger	17	236
1991	Dustin Mowery	22	378
1990	Bill Copley	8	87
1989	Jason Allison	26	328
1988	Nick Maniskas	13	312
1987	Jose Medina	32	500
	Rodney Krannitz	32	453
1986	Jose Medina	26	399
1985	D.J. Conrad	43	894
1984	Scott Farrar	30	507
	D.J. Conrad	30	331
1983	Rodney Mowery	35	639
1982	Mitch Trucco	22	262
	Rodney Mowery	20	344
1981	Eric Griggs	12	116

1980	Mark Morgan	18	183
1979	Mark Ruggles	9	145
1978	Klingenberg	3	38
1977	Mark Armstrong	30	619
1976	Mark Armstrong	10	292
1975	Scott Hubbard	29	415
1974	Scott Hubbard	10	292
	Mark Schmitter	10	188
1973	Dave Krebs	18	459
1972	Dave Krebs	12	127
1971	Chuck Helber	23	398
1970	Chuck Helber	12	180
	Jeff Smith	11	186
1969	Mark Shaw	16	297
1968	Chuck Conrad	28	296
1967	Greg Poston	8	227
	Mel Brooker	8	91
1966	Bill Westfall	11	161
1965	Chuck Kemper	16	180
1964	George Hummel	10	151
1963	Dick Stevens	13	212
1962	Chuck Daubenmier	14	153
	Dick Stevens	10	161
1961	Ron Brimmer	8	116
	Curt Hilton	7	187
1960	Ron Brimmer	21	276
	John Sigler	17	290
1959	Mickey Frazier	15	318
1958	Mickey Frazier	3	59
	Carl Gaffin	3	22
1957	Gene Morgan	10	244
1956	Keith Schultz	9	76
1955	Jack Dexter	6	44
	Gene Morgan	4	66
1954	Roger Kuhn	12	161
1953	Roger Kuhn	9	74
1952	Larry Roberts	11	200
1951	Jack Heft	17	252
1950	Jack Heft	10	108
1949	Dick Martin		
1948	Ronnie Soliday	12	251
1947	Eddie Wallace	13	199
1946	Dave Bell	17	241
1945	Dave Bell	11	145
1944	Earl Blake		

INDIVIDUAL RECEIVING RECORDS

Pass Receptions – Game

14	Zach McDaniel	vs Pickerington North	2009
10	Mason Mays	at Pickerington North	2008
10	Isaiah Smith	vs Warren	2015
9	D.J. Conrad	vs Miami Trace	1985
9	B.J. Hughes	vs Lancaster	2004
9	B.J. Hughes	at Chillicothe	2004
9	Zach McDaniel	vs Canal Winchester *	2009
9	Mason Mays	vs Brookhaven *	2009
9	Isaiah Smith	vs Lancaster	2014
9	Isaiah Smith	vs Jackson	2015

Pass Receptions – Season

60	Mason Mays	845 yards	2009
58	Zach McDaniel	774 yards	2009
58	Isaiah Smith	1,004 yards	2015
57	Mason Mays	852 yards	2008
45	Jordan Rutter	659 yards	2009
45	Isaac Lindsey	527 yards	2011
44	B.J. Hughes	556 yards	2004
43	D.J. Conrad	894 yards	1985
41	Chance Cox	513 yards	2014
38	Eric Cox	791 yards	1994
38	Landon Little	357 yards	2017

Pass Receptions – Career

121	Mason Mays	1,779 yards	2007-2009
109	Isaiah Smith	1,747 yards	2013-2015
85	Isaac Lindsey	1,056 yards	2009-2011
82	Eric Cox	1,319 yards	1992-1994
79	Jose Medina	1,175 yards	1985-1987
73	D.J. Conrad	1,225 yards	1984-1985
70	Zach McDaniel	940 yards	2008-2009
69	Landon Little	800 yards	2015-2018
68	B.J. Hughes	811 yards	2002-2004
66	Johnny Conrad	890 yards	1998-2000
66	Jordan Rutter	968 yards	2008-2009

Pass Reception Yards – Game

260	D.J. Conrad	vs Miami Trace	1985
236	Eric Cox	vs River Valley	1994
173	Mason Mays	at Pickerington North	2008
169	Zach McDaniel	vs Pickerington North	2009
167	B.J. Hughes	vs Lancaster	2004
165	Mark Armstrong	vs Athens	1977
158	Sean Wotring	vs Jackson	2011
150	Lucas Wright	vs Gallia Academy	2007
149	Isaiah Smith	at Gallia Academy	2015
148	D.J. Conrad	vs Cols. Walnut Ridge	1985

Pass Reception Yards – Season

1,004	Isaiah Smith	58 receptions	2015
894	D.J. Conrad	43 receptions	1985
852	Mason Mays	57 receptions	2008
845	Mason Mays	60 receptions	2009

791	Eric Cox	38 receptions	1994
774	Zach McDaniel	58 receptions	2009
659	Jordan Rutter	45 receptions	2009
639	Rodney Mowery	35 receptions	1983
619	Mark Armstrong	30 receptions	1977
596	Lucas Wright	28 receptions	2007

Pass Reception Yards – Career

1,779	Mason Mays	121 receptions	2007-2009
1,747	Isaiah Smith	109 receptions	2013-2015
1,319	Eric Cox	82 receptions	1992-1994
1,225	D.J. Conrad	73 receptions	1984-1985
1,175	Jose Medina	79 receptions	1985-1987
1,065	Lucas Wright	62 receptions	2005-2007
1,056	Isaac Lindsey	85 receptions	2009-2011
983	Rodney Mowery	55 receptions	1982-1983
968	Jordan Rutter	66 receptions	2008-2009
940	Zach McDaniel	70 receptions	2008-2009

Average Yards Per Catch – Game

40.00	Isaiah Smith	3/120 yards	vs Nelsonville-York	2014
39.50	Sean Wotring	4/158 yards	vs Jackson	2011
37.50	Lucas Wright	4/150 yards	vs Gallia Academy	2007
36.0	Landon Little	4/144 yards	vs Athens	2018
34.75	Isaiah Smith	4/139 yards	at Athens	2015
34.50	Donnie Stevens	4/138 yards	at Jackson	2012
30.50	Jenson Wallace	4/122 yards	vs Jackson	2015
29.25	D.J. Conrad	4/117 yards	at Col's Wherle	1985
29.25	Zach McDaniel	4/117 yards	at Hamilton Township	2009
28.75	O'Neal "Peck" Mowery	4/115 yards	vs Glouster	1939

Average Yards Per Catch – Season (Atleast 15 catches)

25.5	Dave Krebs	18-459 yards	1973
21.3	Lucas Wright	62-596 yards	2007
21.2	Mickey Frazier	15-318 yards	1959
20.9	Marty Hallett	19-398 yards	1977
20.8	Eric Cox	38-791 yards	1994
20.79	D.J. Conrad	43-894 yards	1985
20.63	Mark Armstrong	30-619 yards	1977

Average Yards Per Catch – Career (Atleast 40 catches)

22.8	Mark Armstrong	40-911 yards	1975-1977
17.9	Rodney Mowery	55-983 yards	1982-1983
17.6	Ryan Wykle	42-740 yards	1998-2000
17.2	Lucas Wright	62-1065 yards	2005-2007
16.7	D.J. Conrad	73-1225 yards	1984-1985
16.03	Isaiah Smith	109-1,747 yards	2013-2015
16.0	Eric Cox	82-1319 yards	1992-1994

Receptions Per Game – Season

5.80	Isaiah Smith	58/10 games	2015
5.00	Mason Mays	60/12 games	2009
4.83	Zach McDaniel	58/12 games	2009
4.75	Mason Mays	57/12 games	2008
4.50	Isaac Lindsey	45/10 games	2011
4.4	B.J. Hughes	44/10 games	2004

4.3	D.J. Conrad	43/10 games	1985
3.8	Eric Cox	38/10 games	1994
3.75	Jordan Rutter	45/12 games	2009
3.6	Isaac Lindsey	36/10 games	2010

Receptions Per Game – Career

4.3	Mason Mays	121/28 games	2007-2009
3.7	Isaac Lindsey	85/23 games	2009-2011
3.6	D.J. Conrad	73/20 games	1984-1985
3.6	Isaiah Smith	109/30 games	2013-2015
3.2	Zach McDaniel	70/22 games	2008-2009
3.0	Jenson Wallace	60/20 games	2015-2016
2.75	Rodney Mowery	55/20 games	1982-1983
2.75	Jordan Rutter	66/24 games	2008-2009
2.73	Eric Cox	82/30 games	1992-1994
2.6	B.J. Hughes	68/26 games	2002-2004

Touchdown Receptions – Game

4	Eric Cox	at River Valley	1994
3	Mickey Frazier	at Nelsonville	1959
3	Larry Conrad	vs Cols. Centennial	1983
3	D.J. Conrad	vs Miami Trace	1985
3	D.J. Conrad	at Cols. Walnut Ridge	1985
3	Mason Mays	at Lancaster	2009
3	Chance Cox	vs Lancaster	2014
3	Isaiah Smith	at Athens	2015
3	Isaiah Smith	at Gallia Academy	2015
3	Isaiah Smith	vs Warren	2015

Touchdown Receptions – Season

18	Isaiah Smith	2015
13	D.J. Conrad	1985
13	Mason Mays	2008
11	Mason Mays	2009
9	Eric Cox	1994
9	B.J. Hughes	2004
7	Mark Armstrong	1977
7	John Huffman	1979
7	Larry Conrad	1983
7	Isaiah Smith	2014

Touchdown Receptions – Career

28	Isaiah Smith	2013-2015
25	Mason Mays	2007-2009
17	D.J. Conrad	1984-1985
11	Marty Hallet	1975-1977
11	John Conrad	1998-2000
11	Jenson Wallace	2015-2016
10	Mark Armstrong	1976-1977
10	Jose Medina	1985-1987
10	Lucas Wright	2005-2007

Consecutive Games Catching a Pass – Career

26	Isaiah Smith	Week 5 of 2013-Week 10 of 2015
24	Mason Mays	Week 1 of 2008-Week 12 of 2009
20	Isaac Lindsey	Week 1 of 2010-Week 10 of 2011
12	Eric Cox	Week 9 of 1993-Week 10 of 1994
11	D.J. Conrad	Week 7 of 1984-Week 8 of 1985

Most 100+ Yard Games – Season

7	Isaiah Smith	2015
3	D.J. Conrad	1985
2	Dave Krebs	1973
2	Scott Gasser	1977
2	Scott Farrar	1984
2	Eric Cox	1994
2	Zach McDaniel	2009
2	Mason Mays	2009
2	Isaiah Smith	2014

Most 100+ Yard Games – Career

10	Isaiah Smith	2013-
3	D.J. Conrad	1984-1985
3	Mason Mays	2007-2009
3	Jenson Wallace	2015-2016

200-Yard Receiving Games – Career

254	D.J. Conrad	9 catches	vs Miami Trace	1985
236	Eric Cox	4 catches	vs Warren	1994

2 Receivers with 100+-Yards Receiving in a Game

116	Isaiah Smith	9 catches	vs Jackson	2015
AND...				
122	Jenson Wallace	4 catches	vs Jackson	2015

100+-Yard Receiving Games

173	Mason Mays	10 catches	at Pickerinton North	2008
169	Zach McDaniel	14 catches	vs Pickerington North	2009
167	B.J. Hughes	9 catches	vs Lancaster	2004
165	Mark Armstrong	6 catches	vs Athens	1977
158	Sean Wotring	4 catches	vs Jackson	2011
150	Lucas Wright	4 catches	vs Gallia Academy	2007
149	Isaiah Smith	6 catches	at Gallia Academy	2015
148	D.J. Conrad	7 catches	at Walnut Ridge	1985
147	Eric Cox	4 catches	vs Warren	1994
147	Chance Cox	8 catches	vs Lancaster	2014
144	Dave Krebs	3 catches	vs Wellston	1973
144	Landon Little	4 catches	vs Athens	2018
143	Bill Copley	5 catches	vs Marietta	1989
142	Bill Westfall	3 catches	vs Middleport	1966
139	Isaiah Smith	4 catches	at Athens	2015
139	Isaiah Smith	10 catches	vs Warren	2015
138	Donnie Stevens	4 catches	at Jackson	2012
136	Mickey Frazier	3 catches	at Nelsonville	1959
132	Isaiah Smith	6 catches	at Nelsonville-York	2015

129	Mason Mays	6 catches	at Lancaster	2009
126	Scott Farrar	8 catches	at Gallia Academy	1984
125	Isaiah Smith	6 catches	at Shadyside	2015
122	Jenson Wallace	6 catches	vs Cambridge	2015
122	Jenson Wallace	4 catches	vs Jackson	2015
121	Isaiah Smith	8 catches	at St. Francis DeSales	2015
120	Isaiah Smith	4 catches	vs Nelsonville-York	2014
119	Rodney Mowery	7 catches	vs Miller	1982
119	Ryan Wykle	5 catches	vs New Lexington	2000
117	D.J. Conrad	4 catches	at Cols Wherle	1985
117	Zach McDaniel	4 catches	at Hamilton Township	2009
116	Isaiah Smith	9 catches	vs Jackson	2015
115	Peck Mowery	4 catches	vs Glouster	1939
115	Nick Maniskas	3 catches	at Nelsonville-York	1988
115	Mason Mays	9 catches	vs Brookhaven *	2009
114	Chuck Helber	5 catches	at Hilliard	1971
112	Ryan Wykle	2 catches	at Point Pleasant	1999
109	Mark Armstrong	4 catches	vs Jackson	1977
109	Landon Little	4 catches	vs Warren	2017
108	Jason Dicken	6 catches	at Nelsonville-York	2002
108	Isaiah Smith	5 catches	at Teays Valley	2014
107	John Conrad	7 catches	at Marietta	2000
106	Isaiah Smith	3 catches	vs Jackson	2013
105	Rodney Mowery	4 catches	vs Gallia Academy	1983
105	Scott Farrar	6 catches	vs Cadiz	1984
105	Travis Keirns	4 catches	vs Marietta	1999
103	Dave Krebs	4 catches	vs Jackson	1973
102	Brian Davidson	3 catches	at Waverly	1971
101	Isaac Lindsey	6 catches	vs Pickerington North	2011
100	Jenson Wallace	4 catches	at Warren	2016





LOGAN FOOTBALL SCORING & KICKING RECORDS



Year-By-Year Leaders

Year	Name	Points	TD	1P	2P	FG
2020	Caden McCarty	80	13	0	1	0
2019	Caden McCarty	72	12	0	0	0
2018	Preston Yates	24	4	0	0	0
	Landon Little	24	4	0	0	0
2017	Preston Yates	60	10	0	0	0
2016	Jenson Wallace	36	6	0	0	0
2015	Isaiah Smith	124	19	4	3	0
2014	Isaiah Smith	76	9	22	0	0
2013	Isaac Schmeltzer	120	20	0	0	0
2012	Isaac Schmeltzer	44	7	0	1	0
2011	Cory McCarty	54	9	0	0	0
2010	Derek Montgomery	40	0	16	0	8
2009	Mason Mays	96	16	0	0	0
2008	Clay Morgan	78	13	0	0	0
	Mason Mays	78	13	0	0	0
2007	Justin Frye	132	22	0	0	0
2006	Justin Frye	132	22	0	0	0
2005	Kevin Call	90	15	0	0	0
2004	BJ Hughes	54	9	0	0	0
2003	Austin Rohr	114	19	0	0	0
2002	Austin Rohr	104	17	0	1	0
2001	Derek Harden	114	19	0	0	0
2000	Derek Harden	176	29	0	1	0
1999	Wayne Bateman	124	20	0	2	0
1998	Wayne Bateman	102	17	0	0	0
1997	Chris Yates	60	10	0	0	0
1996	Ryan Butcher	82	13	0	2	0
1995	Quinton Evans	100	16	0	2	0
1994	John Cosgrove	174	29	0	0	0
1993	John Cosgrove	98	16	0	1	0
1992	Greg Crossley	108	18	0	0	0
1991	Bryan Lambert	72	12	0	0	0
1990	Bill Copley	38	5	2	0	2
1989	Bill Copley	62	10	0	1	0
1988	Paul Clark	62	10	0	1	0
1987	Paul Clark	72	12	0	0	0
1986	Kelly Wolfe	168	28	0	0	0
1985	DJ Conrad	78	13	0	0	0
1984	Kelly Wolfe	34	5	0	2	0
1983	Rodney Mowery	42	7	0	0	0
	Larry Conrad	42	7	0	0	0
1982	Bryan Walke	46	7	0	2	0
1981	Eric Griggs	18	3	0	0	0
1980	Roger Thompson	66	11	0	0	0

1979	John Huffman	42	7	0	0	0
1978	Dave Erwin	6	1	0	0	0
1977	John Kemper	134	22	0	1	0
1976	Harold Peppers	98	14	0	4	0
1975	Harold Peppers	66	11	0	0	0
1974	Don Danison	24	4	0	0	0
1973	Jim Kemper	38	5	0	4	0
1972	Ken Culbertson	56	8	0	4	0
1971	Ken Culbertson	58	9	0	2	0
	Brian Davidson	58	7	0	8	0
1970	Rick Krebs	90	14	0	3	0
1969	Chuck Lowe	50	7	0	4	0
1968	Chuck Conrad	58	7	0	8	0
1967	Chuck Kemper	86	11	0	10	0
1966	Chuck Kemper	20	3	0	1	0
1965	John Gasser	86	13	0	1	0
1964	Dale Brenning	92	12	0	10	0
1963	Robbie Johnson	60	9	0	3	0
1962	Robbie Johnson	44	7	0	1	0
1961	Ron Brimmer	52	8	0	2	0
1960	Larry Bainter	74	10	0	7	0
1959	Mickey Frazier	72	10	0	6	0
1958	Marvin Smart	42	6	0	3	0
1957	Lynn Strait	112	17	0	5	0
1956	Gene Morgan	25	3	7	0	0
1955	Ben Buckles	30	5	0	0	0
1954	Dick Harden	18	3	0	0	0
1953	Larry Buckles	42	7	0	0	0
1952	Bob Thomas	99	13	21	0	0
1951	Bob Thomas	45	6	9	0	0
1950	Walter Nelson	36	6	0	0	0
1949	Pete Kuhn	78	13	0	0	0
1948	Pete Kuhn	48	8	0	0	0
1947	Pete Kuhn	30	5	0	0	0
1946	Dave Bell	36	5	6	0	0
1945	Roy "Bud" Magle	81	13	3	0	0
1944	Roy "Bud" Magle	79	13	1	0	0
1943	Jim Hummel	85	14	1	0	0
1942	Jim Hummel	18	3	0	0	0
	Owen Landis	18	3	0	0	0
1941	Bill Johnston	96	16	0	0	0
1940	Bill "Mutt" Bryan	97	16	1	0	0
1939	Bob McBride	95	14	11	0	0
1938	Joe Karshner	105	17	3	0	0
1937	Jim "Red" Richardson	57	9	3	0	0
1936	Maurice Cole	30	5	0	0	0
1935	Vaughn "Bus" Hansel	78	12	6	0	0
1934	Vaughn "Bus" Hansel	93	15	3	0	0
1933	Dick Brandt	32	5	2	0	0
1932	Ken Adair	49	8	1	0	0
1931	Ken Adair	25	4	1	0	0

1930	Charles Notestone	26	4	2	0	0
1929	Howard Blum	13	2	1	0	0
1928	Wade "Red" Gray	48	8	0	0	0
1927	Bernard Fox	30	5	0	0	0
1926	Rexford Keller	37	6	1	0	0
1925	Leon Eichel	35	4	5	0	2
1924	Unknown	-	-	-	-	-
1923	Unknown	-	-	-	-	-
1922	John Stoughton	48	8	0	0	0
1921	Lawrence Reasoner	73	9	19	0	0
1920	Anthony Schrader	24	4	0	0	0
	Herbert Foreman	24	4	0	0	0
1919	Unknown	-	-	-	-	-
1918	Unknown	-	-	-	-	-
1917	Unknown	-	-	-	-	-
1916	Season Cancelled	-	-	-	-	-
1915	Harry Newman	49	6	13	0	0
1914	Harry Bell	74	10	14	0	0
1913	Harry Bell	18	2	3	0	1
	Donald Ackers	18	3	0	0	0
1912	Unknown	-	-	-	-	-

INDIVIDUAL SCORING RECORDS

Total Points – Game

42	Isaac Schmeltzer	vs Warren	2013
36	John Cosgrove	vs New Lexington	1994
36	John Cosgrove	vs Athens	1994
36	Derek Harden	at Athens	2001
32	Austin Rohr	at Nelsonville-York	2002
30	Bill "Mutt" Bryan	vs Jacksonville-Trimble	1940
30	Bob Thomas	vs Nelsonville	1952
30	Kelly Wolfe	at Miami Trace	1986
30	Kelly Wolfe	vs Jackson	1986
30	Greg Crossley	vs Warren	1992
30	Isaac Schmeltzer	vs Portsmouth	2013

Total Points – Season

176	Derek Harden	2000
174	John Cosgrove	1994
168	Kelly Wolfe	1986
134	John Kemper	1977
132	Justin Frye	2006
132	Justin Frye	2007
124	Wayne Bateman	1999
124	Isaiah Smith	2015
120	Isaac Schmeltzer	2013
114	Derek Harden	2001
114	Austin Rohr	2003

Total Points – Career

308	Derek Harden	1999-2001
278	Kelly Wolfe	1983-1986
278	John Cosgrove	1992-1994
264	Justin Frye	2006-2007
242	Austin Rohr	2001-2003
238	Wayne Bateman	1997-1999
218	Isaiah Smith	2013-2015
200	John Gasser	1963-1965
192	Mason Mays	2007-2009
188	Isaac Schmeltzer	2011-2013
183	Vaughn “Bus” Hansel	1933-1935
178	Chuck Kemper	1965-1967
170	Kenny Culbertson	1970-1972
166	Roy “Bud” Magle	1943-1945

Touchdowns - Game

7	Isaac Schmeltzer	vs Warren	2013
6	John Cosgrove	vs New Lexington	1994
6	John Cosgrove	vs Athens	1994
6	Derek Harden	at Athens	2001
5	Bill “Mutt” Bryan	vs Jacksonville-Trimble	1940
5	Kelly Wolfe	vs Jackson	1986
5	Kelly Wolfe	at Miami Trace	1986
5	Greg Crossley	vs Warren	1992
5	Austin Rohr	at Nelsonville-York	2002

Touchdowns - Season

29	John Cosgrove	1994
29	Derek Harden	2000
28	Kelly Wolfe	1986
22	John Kemper	1977
22	Justin Frye	2006
22	Justin Frye	2007
20	Wayne Bateman	1999
20	Isaac Schmeltzer	2013
19	Derek Harden	2001
19	Austin Rohr	2003
19	Isaiah Smith	2015

Touchdowns – Career

51	Derek Harden	1999-2001
46	John Cosgrove	1992-1994
45	Kelly Wolfe	1983-1986
43	Justin Frye	2006-2007
40	Austin Rohr	2001-2003
39	Wayne Bateman	1997-1999
32	Mason Mays	2007-2009
31	John Gasser	1963-1965
31	Isaac Schmeltzer	2011-2013
31	Isaiah Smith	2013-2015

Kicking Points – Game			
10	Jordan Jackson	vs Marietta	1993
10	Matt Shaw	at Warren	1999
9	Jim Redd	at Nelsonville-York	1988
9	Matt Shaw	vs Marietta	1997
9	Adam Puhl	vs Jackson	2000
9	Derek Montgomery	vs Chillicothe	2009
8	Jordan Jackson	at Marietta	1992
8	Matt Shaw	at Point Pleasant	1997
8	Adam Puhl	vs Athens	2000
8	Adam Puhl	vs Warren	2000
8	Adam Puhl	vs Nelsonville-York	2001

Kicking Points - Season		
68	Adam Puhl	2000
68	Derek Montgomery	2009
56	Matt Shaw	1999
51	Ronnie Burcham	2008
49	Josh Jackson	1991
48	Adam Puhl	2001
45	Jeff Lee Smith	1977
42	Nick Poindexter	2004
40	Derek Montgomery	2010

Kicking Points – Career		
123	Matt Shaw	1997-1999
116	Adam Puhl	2000-2001
108	Derek Montgomery	2009-2010
88	Ronnie Burcham	2007-2008
83	Jeff Lee Smith	1975-1977
76	Jim Redd	1987-1989
68	Nick Poindexter	2003-2004
68	Derek Montgomery	2009-

Kicking Records

Extra Points – Game			
9	Adam Puhl	vs Jackson	2000
8	Adam Puhl	vs Athens	2000
8	Adam Puhl	vs Warren	2000
8	Adam Puhl	at Athens	2001
7	Larry Blair	vs Jackson	1986
7	Jordan Jackson	vs Warren	1993
7	Josh Carpenter	vs New Lexington	1994
7	Matt Shaw	vs River Valley	1999
7	Adam Puhl	at River Valley	2000
7	Adam Puhl	at Point Pleasant	2001
7	Charles Bowlby	vs Warren	2013

Extra Points – Season		
65	Adam Puhl	2000
44	Derek Montgomery	2009
42	Jeff Lee Smith	1977
42	Ronnie Burcham	2008
41	Matt Shaw	1999
39	Adam Puhl	2001
37	Ronnie Burcham	2007

36 Nick Poindexter 2004

Extra Points – Career

104	Adam Puhl	2000-2001
87	Matt Shaw	1997-1999
74	Jeff Lee Smith	1975-1977
62	Nick Poindexter	2003-2004
60	Derek Montgomery	2009-2010
59	Ronnie Burcham	2007-2008
58	Jim Redd	1987-1989
47	Jordan Jackson	1992-1993

Most Field Goals – Game

2	Mark Ruggles	at Waverly	1979
2	Josh Jackson	at Chillicothe	1991
2	Josh Jackson	vs Zanesville	1991
2	Josh Jackson	vs Marietta	1991
2	Jordan Jackson	at Marietta	1992
2	Jordan Jackson	vs Marietta	1993
2	Josh Carpenter	at Nelsonville-York	1994
2	Matt Shaw	vs Marietta	1997
2	Matt Shaw	at Warren	1999
2	Derek Montgomery	vs Zanesville	2009
2	Derek Montgomery	at Warren	2010

Most Field Goals – Season

11	Josh Jackson	1991
8	Derek Montgomery	2009
8	Derek Montgomery	2010
5	Mark Ruggles	1979
5	Matt Shaw	1997
5	Matt Shaw	1999

Most Field Goals – Career

16	Derek Montgomery	2009-2010
12	Matt Shaw	1997-1999
11	Josh Jackson	1991
6	Jordan Jackson	1992-1993
5	Mark Ruggles	1979
5	Jim Redd	1987-1989
4	Adam Puhl	2000-2001

Longest Field Goals Made

47	Josh Jackson	vs Zanesville	1991
46	Keith Myers	at Columbus West	1985
44	Mark Ruggles	at Waverly	1979
44	Jordan Jackson	vs Jackson	1992
44	Derek Montgomery	at Zanesville	2010
43	Josh Jackson	vs Marietta	1991
43	Matt Shaw	at New Lexington	1999
42	Josh Jackson	at New Lexington	1991
41	Charlie Kline	vs Hamilton Ross	2016
40	Derek Montgomery	at Portsmouth	2010
40	Derek Montgomery	vs Chillicothe	2010



Logan Football Team Records



Rushing

Most Rushing Attempts For, Game

74, vs New Lexington, 1980
65, vs Chillicothe, 2018
62, at Waverly, 2018
62, vs Gallia Academy, 1940
61, vs Athens, 1979
60, vs Nelsonville, 1938
60, vs Athens, 1959
60, at Jackson, 1964
60, vs Wellston, 1965
59, vs Meigs, 1968
59, at Centennial, 1984

Most Rushing Attempts Against, Game

71, vs Lancaster, 2014
63, vs Ironton, 1982
62, vs Gallia Academy, 1971
61, vs Jackson, 1961
61, at Teays Valley, 2014
60, at Hilliard, 1969
60, at Hilliard, 1974
60, vs River Valley, 1999
59, vs Jackson, 1969
59, vs Jackson, 2013

Most Rushing Attempts For, Season

553, 2000
518, 2006
482, 2018
466, 1980
462, 1999
461, 2005
448, 1958
437, 1970
434, 2019
423, 1998
423, 2007

Most Rushing Attempts Against, Season

471, 2000
460, 2001
456, 2009
421, 2008
420, 1997
413, 2014
408, 1980
405, 1992
403, 1981
400, 1960
400, 2010

Most Rushing Yards For, Game

562, vs Portsmouth, 2013
536, at Warren, 2006
523, vs Athens, 2006
512, at Athens, 2005
478, vs Warren, 2013
462, vs McArthur, 1939
457, at Warren, 2005
455, at Meigs, 2014
449, vs Marietta, 2003
446, at Athens, 1999

Most Rushing Yards Against, Game

518, at Lancaster, 2013
495, vs Gallia Academy, 1953
487, vs Lancaster, 2014
483, vs Jackson, 1996
480, at Middleport, 1953
468, at Teays Valley, 2014
460, vs Lancaster, 2006
438, vs Lancaster, 2012
429, at Jackson, 2014
426, at Lancaster, 2011

Most Rushing Yards For, Season

3050, 2000
2879, 2006
2764, 1999
2685, 1998
2663, 1964
2646, 1986
2482, 1958
2428, 1957
2428, 2005
2347, 1994

Most Rushing Yards Against, Season

2732, 1953
2411, 2014
2393, 1984
2376, 1996
2336, 1954
2329, 2012
2214, 1995
2178, 2011
2091, 1956
2072, 1957

Most Rushing TDs For, Game (7 or more)

11, vs Nelsonville, 1915
9, at Warren, 2006
8, at Nelsonville, 1943
8, vs Nelsonville, 1952
8, at Athens, 2001
7, vs Jacksonville-Trimble, 1940
7, vs Nelsonville, 1940

7, at Middleport, 1961
7, vs Jackson, 1967
7, vs Athens, 2000
7, vs River Valley, 2001
7, at Portsmouth, 2007
7, vs Cols. East, 2020

Most Rushing TDs Against, Game (6 or more)

7, vs Gallia Academy, 1953
7, at Jackson, 1954
6, vs Lancaster, 2014
6, at Teays Valley, 2014
6, vs Dublin Jerome, 2016

Most Rushing TDs For, Season

49, 2000
42, 2007
37, 2006
35, 1986
35, 1999
34, 1977
34, 2001
32, 1964
32, 1994
29, 1952

Most Rushing TDs Against, Season

34, 1953
31, 1954
30, 2011
27, 1984
27, 1995
27, 2012
27, 2016
25, 2010
25, 2013
24, 1957
24, 1997

Least Rushing Attempts For, Game

15, vs Lancaster, 1937
15, vs Jackson, 1969
16, at Athens, 1942
16, vs Pickerington North, 2009
17, at Jackson, 1942
18, vs Lancaster, 2014
19, at Logan Elm, 2020
20, vs Brookhaven, 2009
21, vs Lancaster, 1942
21, at Zanesville, 1992
21, vs Tri-Valley, 2007
21, vs Lancaster, 2009
21, vs Jackson, 2015

Least Rushing Attempts Against, Game

14, at Wellston, 1940
15, at Circleville, 1986
15, vs Newark, 2013
17, at Pomeroy, 1965
17, at Marietta, 2006
18, vs Middleport, 1944
18, at Chillicothe, 2006
19, vs Gallia Academy, 1963
19, at Marietta, 1986
19, vs Chillicothe, 2009
19, at Athens, 2019

Least Rushing Attempts For, Season

63, 1978 * Teachers Strike Shortened Season
261, 1954
311, 2015
314, 2009
317, 1952
324, 2020
342, 1994
346, 1956
348, 2017
350, 2010

Least Rushing Attempts Against, Season

93, 1978 * Teachers Strike Shortened Season
294, 2019
295, 2018
314, 1958
326, 2014
326, 2016
335, 1988
335, 2020
337, 2017
339, 2004
340, 2002

Least Rushing Yards For, Game

(-44), vs Jackson, 1983
(-30), at Nelsonville-York, 1981
(-30), vs Loudonville, 2013
(-9), at Hilliard, 1974
0, vs Columbus South, 1936
0, vs Brookhaven, 2009
5, at Westerville South, 2003
6, at Cambridge, 2016
8, vs Beechcroft, 1983
9, vs Ironton, 1989

Least Rushing Yards Against, Game

(-41), at Waverly, 1973
(-19), at Warren, 2006
(-17), at Circleville, 1986
(-16), at Newark, 2013
(-6), at McArthur, 1939

(-3), vs Columbus East, 2020

(-2), vs Athens, 1985

1, at Pomeroy, 1963

5, vs Circleville, 1987

6, vs Jackson, 1951

Least Rushing Yards For, Season

148, 1978 * Teachers Strike Shortened Season

716, 1983

763, 1954

930, 1981

1008, 1974

1065, 1966

1136, 1984

1173, 1951

1244, 2016

1299, 1989

1341, 2010

Least Rushing Yards Against, Season

304, 1978 * Teachers Strike Shortened Season

857, 1986

877, 1967

890, 1977

904, 1952

947, 1976

948, 1985

979, 1958

979, 1987

989, 2001

1044, 2019

Least Rushing TDs For, Season

1, 1978 * Teachers Strike Shortened Season

6, 1981

7, 1983

7, 2016

8, 1990

9, 1954

9, 1966

9, 1974

9, 2018

10, 1947

11, 1953

11, 1969

Least Rushing TDs Against, Season

4, 1940

4, 1943

4, 1964

4, 1978 * Teachers Strike Shortened Season

5, 1967

5, 1973

5, 1977

5, 1986

6, 1966

6, 1976

Passing

Most Attempts For, Game

42, vs Lancaster, 2014

41, vs Jackson, 2020

39, at Cadiz, 1984

39, vs Louisville, 2008 *

38, vs Cols. Wherle, 1984

38, at Gallia Academy, 2009

37, vs Brookhaven, 2009 *

36, vs Jackson, 2015

35, at Pickerington North, 2008

35, vs Pickerington North, 2009

35, vs Canal Winchester, 2009 *

Most Attempts Against, Game

46, vs Marietta, 2007

39, at Athens, 2003

39, vs Dublin Jerome, 2008 *

37, at Wellston, 1968

35, at Nelsonville-York, 1971

35, at Marietta, 2004

35, at Marietta, 2008

34, at Athens, 2017

33, vs Canal Winchester, 2009

32, at Minford, 2017

Most Attempts For, Season

337, 2009

292, 2008

253, 1984

242, 2015

237, 2000

208, 2010

206, 2014

204, 2017

191, 2011

189, 1999

Most Attempts Against, Season

230, 2019

228, 2007

213, 2008

205, 2020

196, 2009

193, 2015

188, 2018

185, 2017

178, 2000

172, 2006

171, 2003

171, 2016

Most Completions For, Game

28, vs Pickerington North, 2009

26, at Pickerington North, 2008

24, vs Lancaster, 2014

23, at Gallia Academy, 2009
22, vs Canal Winchester, 2009 *
21, vs Jackson, 1983
21, vs Lancaster, 2004
21, vs Cambridge, 2015
20, vs Ironton, 2008
20, at Hamilton Township, 2009

Most Completions Against, Game

27, vs Zanesville, 2019
25, vs Newark, 2013
22, vs Portsmouth, 2013
21, at Athens, 2003

21, at Logan Elm, 2020

20, vs Meigs, 2015
20, at Athens, 2017
20, at Maysville, 2019
19, vs Marietta, 2007
19, vs Athens, 2016

Most Completions For, Season

209, 2009
179, 2008
143, 2000
138, 2015
112, 2014
111, 1984
107, 2004
105, 1999
94, 1987
93, 2011

Most Completions Against, Season

125, 2013
124, 2019
121, 2020
118, 2018
115, 2017
106, 2015
102, 2016
100, 2007
78, 2009
75, 2006

Most Passing Yards For, Game

390, at Gallia Academy, 2009
324, at Pickerington North, 2008
321, vs Cambridge, 2015
315, vs Lancaster, 2014
302, vs Ironton, 2008
301, vs Pickerington North, 2009
300, vs Miami Trace, 1985
295, at Hamilton Township, 2009
285, vs Jackson, 2011
278, vs Chillicothe, 2009
278, vs Jackson, 2015

Most Passing Yards Against, Game

469, vs Newark, 2013
424, at Zanesville, 2013
387, vs Zanesville, 2019
334, at Jackson, 2016
324, at Athens, 2017
312, at Nelsonville-York, 1971
309, at Chillicothe, 2006
304, at Athens, 2019
304, vs Hamilton Twp., 2019
296, vs Cambridge, 2015

Most Passing Yards For, Season

2832, 2009
2545, 2008
2146, 2015
2024, 2000
1464, 1999
1462, 2014
1461, 2004
1371, 1977
1361, 1983
1355, 1994

Most Passing Yards Against, Season

1869, 2019
1831, 2016
1760, 2013
1688, 2017
1664, 2020
1647, 2018
1345, 2007
1257, 2015
1223, 1983
1222, 2012

Most Passing TDs For, Game

5, vs Lancaster, 2014
5, vs Cambridge, 2015
5, at Gallia Academy, 2015
4, vs Middleport, 1966
4, vs Athens, 1977
4, vs Gallia Academy, 1983
4, at River Valley, 1994
4, vs New Lexington, 1998
4, vs Gallia Academy, 2008
4, vs Ironton, 2008
4, vs Pickerington North, 2009
4, at Hamilton Township, 2009
4, vs Marietta, 2009
4, at Teays Valley, 2014
4, vs Meigs, 2015

Most Passing TDs Against, Game

6, at Zanesville, 2013

5, at Logan Elm, 2020

5, at Jackson, 2016

4, at Circleville, 1970

4, vs Nelsonville-York 1982

4, at Jackson, 1995

4, vs Gahanna-Lincoln, 2005

4, at Chillicothe, 2006

4, at Jackson, 2010

4, at Meigs, 2018

4, at Waverly, 2018

4, at Big Walnut, 2020

Most Passing TDs For, Season

30, 2015

28, 2009

26, 2008

19, 1985

16, 2000

16, 2007

15, 2004

15, 2014

14, 1977

14, 1994

Most Passing TDs Against, Season

22, 2018

21, 2020

19, 2017

18, 2016

15, 2013

15, 2019

13, 2010

13, 2012

11, 1983

11, 2015

Most INTs Thrown, Season

22, 1984

14, 1974

14, 1990

13, 1983

13, 1989

13, 2008

12, 1953

12, 1975

12, 1981

12, 2017

12, 2020

Most INTS Made, Season

25, 1967

23, 2009

19, 1993

17, 1976

16, 2006
16, 2007
15, 1977
14, 2000
14, 2003
14, 2008

Least Attempts For, Game

0, vs Wellston 1939
0, vs Athens, 1957
0, vs Pomeroy, 1958
0, vs River Valley, 1999
0, at Portsmouth, 2012

0, vs Columbus East, 2020

1, at Athens, 1940
1, vs Jackson, 1941
1, at Nelsonville, 1945
1, vs Middleport, 1958
1, at Wellston, 1964
1, vs Jackson, 1967
1, vs Wellston, 1969
1, vs New Lexington, 1976

Least Attempts Against, Game

0, vs Nelsonville, 1938
1, at Nelsonville, 1939
1, at Athens, 1954
1, at Middleport, 1957
1, at Gallia Academy, 1962
1, at Wellston, 1964
1, at Hilliard, 1965
1, vs River Valley, 1999
1, vs River Valley, 2001
2, (16 times, most recent at Hamilton Ross, 2017; vs Point Pleasant 1998; at New Lexington 1991)

Least Attempts For, Season

17, 1978 * Teachers Strike Shortened Season
37, 1958
38, 1950
40, 1954
44, 1956
53, 1955
57, 1957
61, 1964
62, 1959
62, 1961

Least Attempts Against, Season

30, 1978 * Teachers Strike Shortened Season
43, 1956
57, 1954
61, 1955
61, 1957
68, 1953
76, 1961
78, 1962

85, 1960
88, 1952

Least Completions For, Game

0, (37 times, most recent vs Columbus East, 2020; vs Garfield Hts, 2018; at Portsmouth, 2012, vs Marietta, 2005)

Least Completions Against, Game

0, (35 times, most recent at Athens 2007, at Warren 2005, and at Warren 2003)

Least Completions For, Season

3, 1978 * Teachers Strike Shortened Season
11, 1950
11, 1958
15, 1954
15, 1955
18, 1953
21, 1956
21, 1957
26, 1961
28, 1959
28, 1964
28, 1979

Least Completions Against, Season

13, 1956
13, 1978 * Teachers Strike Shortened Season
23, 1953
23, 1954
24, 1957
25, 1955
27, 1962
28, 1969
29, 1952
31, 1967

Least Passing Yards For, Game

(-7), at Bexley, 1956
(-2), vs Athens, 1990
0 (39 times), last vs Columbus East, 2020

Least Passing Yards Against, Game

(-7), vs Jackson, 1967
(-6), at Jackson, 1972
(-3), at Marietta, 1996
0 (41 times), last at Athens, 2007

Least Passing Yards For, Season

38, 1978 * Teachers Strike Shortened Season
137, 1958
149, 1954
170, 1955
198, 1953
226, 1956
271, 1990
365, 1957

386, 1980
394, 1981

Least Passing Yards Against, Season

165, 1978 * Teachers Strike Shortened Season
302, 1962
310, 1956
346, 1955
357, 1967
385, 1957
405, 1954
412, 1976
464, 1961
466, 1953
471, 1951

Least Passing TDs For, Season

0, 1942
0, 1978 * Teachers Strike Shortened Season
1, 1941
1, 1945
1, 1954
1, 1955
1, 1958
1, 1981
2, (10 Times, Most Recent '90, '95, '03)

Least Passing TDs Against, Season

1, 1946
1, 1951
1, 1960
1, 1964
1, 1965
1, 1976
2, 1938
2, 1939
2, 1941
2, 1943
2, 1945
2, 1961
2, 1986
2, 1989

Least INTs Thrown, Season

0, 2013
2, 1959
2, 1964
2, 1976
2, 2006
3, 1954
3, 1958
3, 1961
3, 1976
3, 1994
3, 2014

Least INTS Made, Season**1, 2020**

2, 1954

3, 1995

3, 2010

3, 2018

5, 1953

5, 1955

5, 1956

5, 1978

5, 2016

Total Yardage**Most Total Yardage For, Game**

649, at Athens, 2015

614, vs Athens, 2006

591, at Meigs, 2014

589, vs Portsmouth, 2013

581, at Warren, 2006

577, at River Valley, 1994

570, at Athens, 2001

566, at Waverly, 1973

566, at Marietta, 2000

564, at Gallia Academy, 2009

Most Total Yardage Against, Game

672, at Zanesville, 2013

582, at Middleport, 1953

571, at Lancaster, 2013

565, vs Lancaster, 2012

542, vs St. Francis DeSales, 2016

541, vs Lancaster, 2014

540, at Dayton Dunbar, 1983

538, vs Jackson, 1996

506, vs Gallia Academy, 1953

501, at Zanesville, 1996

Most Total Yardage For, Season

4974, 2000

4394, 2008

4270, 2009

4228, 1999

3930, 2015

3886, 1998

3702, 1994

3665, 2006

3581, 2007

3398, 2004

Most Total Yardage Against, Season

3835, 1984
3834, 2016
3777, 2013
3551, 2012
3275, 1996
3264, 2017
3206, 1995
3198, 1953
3161, 2014
3125, 1997

Least Total Yardage For, Game

Least Total Yardage Against, Game

Least Total Yardage For, Season

186, 1978 * Teachers Strike Shortened Season
912, 1954
1324, 1981
1517, 1966
1620, 1974
1662, 1955
1725, 1990
1795, 1950
1842, 1953
1894, 1979

Least Total Yardage Against, Season

469, 1978*
1234, 1967
1437, 1952
1446, 1977
1567, 1958
1632, 1963
1676, 2001
1692, 1986
1742, 1976
1749, 1969
1795, 1951

Scoring

Most Points For, Quarter

42, vs Marietta, 2007

Most Points Against, Quarter

35, at Big Walnut, 2020

Most Points For, Game

81 vs New Lexington, 1920

Most Points Against, Game

62, vs Columbus West, 1930

62, at Big Walnut, 2020

Most Point Scored, Combined, Game

110, Logan 61, at Athens 49; 2015

Most Points For, Season

519, 2000

Most Points Against, Season

337, 2017

Least Points For, Season

21, 1929

Least Points Against, Season

12, 1933

Most Points Scored, Season

519, 2000
482, 2007
407, 2009
377, 2008
368, 1977
366, 1999
350, 1994
346, 2015
340, 2001
338, 1964

Most Points Allowed, Season

337, 2017
336, 2011
331, 2016
317, 2012
311, 2018
302, 2013
296, 2010
287, 1953 (9 games)
283, 1995
272, 1984

Fewest Points Scored, Season

6*, 1978 (Strike Shortened Season)
19, 1929
57, 1981
61, 1927
63, 1926
66, 1930
70, 1990
71, 1936
73, 1954
78, 1923
82, 1942

Fewest Points Allowed, Season

12, 1933
40, 1964
43, 1934
43, 1967
45, 1943
47, 1977
48, 1921
49, 1926
53, 1937
55*, 1978 (Strike shortened season)
57, 1977

Victories

Most Wins, Season	12
Most Consecutive Wins	18, 1963-1965
Most Consecutive Wins, Reg. Season	29, 1999-2001 29, 2007-2009
Most Consecutive SEOAL Wins	34, 2004-2009
Largest Winning Margin	72 vs Nelsonville, 1959
Largest Win via Shut-Out	72-0 vs Nelsonville, 1959

Defeats

Most Losses, Season	9, 2011
Most Consecutive Losses	11, 2018-19
Largest Losing Margin	62, at Big Walnut, 2020
Largest Loss via Shut-Out	62-0, at Big Walnut, 2020

First Downs

Most 1st Downs For, Game

27, vs Athens, 1987
27, at Athens, 2015
26, at Marietta, 2000
25, vs Wellston, 1977
25, vs New Lexington, 1980
25, at Walnut Ridge, 1985
25, vs Nelsonville-York, 1999
25, vs Athens, 2000
25, at Warren, 2006
25, vs Cambridge, 2015
25, at Gallia Academy, 2015
25, At Warren, 2016

Most 1st Downs Against, Game

26, at Zanesville, 2013
26, at Athens, 2015
25, vs Miami Trace, 1985
25, at Lancaster, 2013
25, vs Lancaster, 2014
25, vs Cambridge, 2015
24, vs Athens, 2016
24, at Tri-Valley, 2019
24, at Big Walnut, 2020
23, at Teays Valley, 2014
23, vs Meigs, 2015
23, at Nelsonville-York, 2015
23, at Logan Elm, 2020

Most 1st Downs For, Season

262, 2000
224, 2008
212, 1999
208, 2009
194, 1998
184, 2015
179, 1985
179, 2006
175, 2001
167, 2007

Most 1st Downs Against, Season

198, 2004
187, 2013
165, 1996
165, 2016
158, 2015
157, 2020
155, 2012
153, 1984
150, 2000
150, 2017

Least 1st Downs For, Game

0, at Nelsonville-York, 1981
0, at Waverly, 1981
1, vs Lancaster, 1954
2, at Jackson, 1938
2, at Jackson, 1942
2, at Athens, 1942
2, vs Jackson, 1961
2, vs Jackson, 1969
2, at Big Walnut, 2020

Least 1st Downs Against, Game

0, vs Glouster, 1939
1, vs Bremen, 1938
1, at Wellston, 1944
1, vs Jackson, 1967
2, vs Nelsonville, 1938
2, vs McArthur, 1939
2, vs New Lexington, 1942
2, vs Pomeroy, 1944
2, vs Boys Industrial School, 1948
2, vs Middleport, 1956
2, vs Wherle, 1986
2, at New Lexington, 1991
2, at Athens, 2007



Non-Offensive Scores

Kick-Off Returns for Touchdown: (24)

1928	Wade "Red" Gray	40 yards	vs Crooksville
1935	Eddie Nelson	89 yards	vs McArthur
1939	Bill Shaw	95 yards	vs Glouster
1945	Charles Kinney	55 yards	vs New Lexington
1945	Charles Kinney	75 yards	vs Gallia Academy
1945	Dallas Heft	80 yards	at Middleport
1966	Greg Poston	82 yards	at Gallia Academy
1977	John Kemper	85 yards	at Nelsonville-York
1977	Dave Schmitter	83 yards	vs Jackson
1982	Bryan Walke	90 yards	at Whitehall-Yearling
1986	Kelly Wolfe	71 yards	at Nelsonville-York
1986	Kelly Wolfe	75 yards	vs Columbus Wherle
1995	Alex Clutter	95 yards	at Watkins Memorial
1997	Dan Cook	90 yards	at Point Pleasant (WV)
2000	Jeremy Coakley	82 yards	vs Jackson
2002	B.J. Hughes	80 yards	at Nelsonville-York
2004	Michael Coleman	85 yards	vs Warren
2008	Zach McDaniel	64 yards	at Chillicothe
2010	Dylan Cavinee	90 yards	vs Gallia Academy
2013	Isaac Schmeltzer	95 yards	vs Teays Valley
2013	Evan DeLong	85 yards	vs Portsmouth
2013	Isaac Schmeltzer	92 yards	at Zanesville
2014	Chance Cox	94 yards	at Warren
2015	Jenson Wallace	89 yards	at Nelsonville-York

Punt Returns for Touchdown: (43)

1912	Rollin Harrington	20 yards	vs Murray City
1915	William Rudolph	60 yards	vs Nelsonville
1922	John Stoughton	90 yards	at Wellston
1925	Leon Eichel	50 yards	at Jackson
1925	Charles Hoopes	75 yards	at Nelsonville
1928	Wade "Red" Gray	60 yards	vs Crooksville
1930	Hugh Keller	55 yards	vs McArthur
1934	Ned Gabriel	52 yards	vs Pomeroy
1934	Ned Gabriel	60 yards	vs Lancaster St. Mary's
1934	Ned Gabriel	65 yards	at Lancaster
1935	Eddie Nelson	80 yards	vs Wellston
1937	Jim Richardson	75 yards	vs Circleville
1939	Bill Shaw	53 yards	vs McArthur
1939	Bill Shaw	45 yards	vs Lancaster
1940	Bill Johnston	60 yards	vs Middleport
1942	Owen Landis	35 yards	vs Nelsonville
1949	Bill Voris	64 yards	vs New Lexington
1950	Bill Voris	61 yards	at Wellston
1951	Bob Thomas	80 yards	at Pomeroy
1964	George Hummel	86 yards	vs Maysville
1970	Randy Norris	25 yards	vs Nelsonville-York
1970	Rick Krebs	58 yards	vs Ironton

1977	Marty Hallett	35 yards	vs Jackson
1979	Kelly Adams	72 yards	vs Gallia Academy
1983	Rodney Mowery	73 yards	vs Gallia Academy
1987	Nick Maniskas	87 yards	at Jackson
1994	Chad Zimmerman	46 yards	vs Warren
1995	Alex Clutter	70 yards	at Warren
1997	Nick Thompson	69 yards	at New Lexington
1998	Josh Wolfe	60 yards	at River Valley
1999	Ryan Wykle	47 yards	vs Nelsonville-York
1999	Ryan Wykle	76 yards	vs River Valley
2000	Ryan Wykle	41 yards	vs Warren
2000	Ryan Wykle	86 yards	at Marietta
2000	Ryan Wykle	68 yards	at Westerville South
2001	Jeremy Coakley	52 yards	vs Nelsonville-York
2006	Lucas Wright	70 yards	vs Athens
2007	Lucas Wright	64 yards	vs Pickerington North
2007	Mason Mays	49 yards	at Athens
2007	Jaushua Huntsberger	43 yards	at Athens
2007	Lucas Wright	61 yards	at Portsmouth
2008	Jordan Rutter	68 yards	at Jackson
2015	Brady Walsh	58 yards	at Gallipolis

Defensive Touchdowns (141):

1912	Alfred Campbell	50 yard fumble return	vs Murray City
1914	Ralph Yontz	30 yard fumble return	vs Murray City
1914	Fred Jurgensmier	40 yard INT return	vs Circleville
1919	Theodore Newman	60 yard INT return	at Nelsonville
1921	John Stoughton	60 yard INT return	at Lancaster
1921	George Cooke	?? yard INT return	vs Bremen
1921	John Stoughton	80 yard INT return	at Jackson
1923	Harvey Hankison	?? yard fumble return	vs Wellston
1923	William Krieg	50 yard INT return	vs Nelsonville
1925	Francis Myers	30 yard INT return	at Ceredo-Kenova
1925	Francis Roberts	fell on fumble in endzone	vs Crooksville
1925	William Krieg	35-yard INT return	vs Crooksville
1925	Ralph Kleinschmidt	blocked punt return	vs Wellston
1925	Francis Roberts	fell on fumble in endzone	at Nelsonville
1926	Rexford Keller	25-yard INT return	vs Washington Courthouse
1926	Rexford Keller	?? yard fumble return	vs Washington Courthouse
1926	Frank Larimer	30-yard fumble return	vs Washington Courthouse
1926	Frank Larimer	20-yard fumble return	vs New Straitsville
1928	Wade "Red" Gray	50-yard fumble return	at Athens
1928	Wade "Red" Gray	60-yard fumble return	at Pomeroy
1929	Mark Brashares	fell on blocked punt in endzone	vs Wellston
1930	Ken Adair	62-yard INT return	vs Columbus West
1931	Ray McMullen	70-yard INT return	vs McArthur
1932	Ken Bright	30-yard blocked punt return	at Wellston
1932	Kerwood Fickel	fell on blocked punt in endzone	vs McArthur
1932	Ken Adair	40-yard INT return	vs McArthur
1932	Ken Adair	45-yard INT return	vs McArthur
1933	Calvin Carnes	20-yard INT return	vs New Lexington
1933	Joe Gompf	felon fumble in endzone	vs Gallipolis
1934	Vaughn "Bus" Hansel	??-yard INT return	vs Buchtel
1934	Waldo Terrell	15-yard blocked punt return	vs Athens

1934	Jack Ucker	40-yard INT return	at Gallipolis
1934	Ramon Smith	20-yard INT return	vs Nelsonville
1935	Bob Ralston	60-yard fumble return	vs McArthur
1936	Maurice Cole	25-yard INT return	vs McArthur
1937	Dalton Terrell	42-yard INT return	vs Lancaster
1938	Bill Bryan	35-yard INT return	vs Bremen
1938	Joe Thomas	30-yard INT return	vs Lancaster St. Mary's
1938	Joe Thomas	80-yard INT return	vs Lancaster St. Mary's
1939	Bob McBride	fumble recovery in endzone	vs Glouster
1940	Bill Johnston	47-yard interception return	vs Pomeroy
1941	Tracy Conrad	35-yard blocked punt return	at Middleport
1943	Paul Conrad	fell on kick-off in end zone	vs Gallia Academy
1944	Earl Blake	47-yard interception return	vs Middleport
1945	Lloyd Thomas	84-yard interception return	at Nelsonville
1951	Bob Thomas	70-yard interception return	at Lancaster
1952	Charles St. Clair	20-yard fumble return	at Athens
1954	Frank McLaughlin	30-yard interception return	vs Nelsonville
1954	Ronnie Ellis	50-yard fumble return	at Gallipolis
1956	Gene Morgan	25-yard interception return	vs Pomeroy
1957	Gene Morgan	52-yard interception return	vs Jackson
1958	Dave Davis	40-yard interception return	at Athens
1958	George Stump	80-yard interception return	vs Hillsboro
1960	Larry Bainter	90-yard interception return	at Wellston
1961	Chuck Daubenmier	40-yard interception return	at Nelsonville
1962	Robbie Johnson	70-yard interception return	vs Nelsonville
1963	Dick Stevens	25-yard interception return	vs Gallia Academy
1964	Bob Faught	fell on bad punt snap in end zone	at Wellston
1964	Jim Brandt	20-yard interception return	vs Hillsboro
1966	Greg Poston	82-yard fumble return	vs Hilliard
1968	Mike Cottrill	25-yard blocked punt return	at Wellston
1969	Rod Garey	20-yard fumble return	vs Athens
1970	Dave Crawford	20-yard blocked punt return	vs Waverly
1970	Rick Krebs	8-yard interception return	at Athens
1971	Brian Davidson	12-yard fumble return	at Nelsonville-York
1971	Roger Monk	40-yard fumble return	at Nelsonville-York
1972	Mike Mojzer	55-yard fumble return	at Gallia Academy
1974	Steve Shaw	80-yard fumble return	at Hilliard
1974	Mark Schmitter	47-yard interception return	vs Bexley
1974	Mark Trowbridge	71-yard interception return	at Gallia Academy
1975	Scott Hubbard	17-yard interception return	vs Gallia Academy
1976	Joe Spence	57-yard interception return	at Wellston
1977	Jack Klump	fell on blocked punt in endzone	at New Lexington
1977	Alan McKinley	65-yard blocked FG return	at Ironton
1981	Jeff Dennis	35-yard interception return	vs Wellston
1982	Jeff Dennis	39-yard interception return	at Athens
1982	Roger Klump	25-yard fumble return	at Athens
1982	Jeff Ogg	fumble recovery in endzone	at Athens
1982	Keith Geiger	30-yard interception return	at Athens
1983	Kevin Blythe	38-yard interception return	vs Athens
1984	D.J. Conrad	35-yard fumble return	vs New Lexington
1985	Ryan Wilson	33-yard interception return	vs Circleville
1985	Scott McCort	31-yard interception return	vs Gallia Academy
1986	Kermit Graham	96-yard interception return	vs Jackson
1987	Squeak Walker	22-yard interception return	vs Miami Trace
1988	Billy Joe Johnson	33-yard interception return	at Nelsonville-York
1988	Eric Wilkins	36-yard interception return	vs Columbus DeSales

1988	Billy Joe Johnson	70-yard interception return	at Marietta
1989	Joe Blackford	40-yard blocked punt return	at Jackson
1989	Jim Redd	46-yard fumble return	at Athens
1991	Dustin Mowery	27-yard interception return	at Columbus DeSales
1992	Chad Ricketts	blocked punt recovery in end zone	vs Warren
1992	Tom Smith	25-yard interception return	vs Athens
1993	Duane Funk	fumble recovery in endzone	at Warren
1994	John Cosgrove	53-yard interception return	at Nelsonville-York
1994	John Cosgrove	27-yard interception return	vs Athens
1996	Jonathan Ogg	30-yard interception return	vs New Lexington
1996	Clint Crago	27-yard interception return	at Zanesville
1998	Ryan Wykle	25-yard fumble return	vs New Lexington
1998	Ryan Berry	33-yard fumble return	at Gallia Academy
1998	Jamey Hankison	46-yard interception return	vs Athens
2000	Jesse Henestofel	35-yard interception return	vs Warren
2000	Jesse Henestofel	30-yard interception return	vs Jackson
2000	Jesse Henestofel	70-yard interception return	vs Jackson
2000	Matt Mong	33-yard interception return	at River Valley
2001	Chad Kratzenburg	13-yard fumble return	vs Nelsonville-York
2001	Trent Woodgeard	fumble recovery in endzone	at Point Pleasant
2001	Matt Mong	22-yard interception return	at Point Pleasant
2001	Chaz Kline	38-yard interception return	at Athens
2002	Josh Sturgell	37-yard interception return	vs Warren
2005	Mark Potter	15-yard punt block return	vs Marietta
2005	Tyson Kratzenburg	blocked punt recovery in end zone	vs Gallia Academy
2005	Justin Coakley	45-yard interception return	at Warren
2006	Jon Neff	45-yard interception return	at Gallia Academy
2006	Lucas Wright	28-yard interception return	at Marietta
2006	Clay Morgan	27-yard fumble return	at Warren
2007	Lucas Wright	70-yard interception return	at Lancaster
2007	Seth Moritz	47-yard interception return	vs Marietta
2007	Mason Mays	52-yard interception return	vs Marietta
2007	Jon Neff	19-yard interception return	vs Warren
2007	Patrick Angle	24-yard blocked punt return	vs Warren
2008	Zach Adams	29-yard interception return	vs Lancaster
2008	Jaush Huntsberger	blocked punt recovery in end zone	at Marietta
2008	Clay Morgan	27-yard interception return	at Marietta
2009	Korey Swaim	35-yard interception return	vs Chillicothe
2011	Kenny Simpson	bad snap recovered in end zone	vs Jackson
2012	Allen Mulford	4-yard interception return	at Portsmouth
2012	Nick Kost	30-yard fumble return	vs Gallia Academy
2013	Evan DeLong	101-yard interception return	vs Loudonville
2014	Dean Jordan	89-yard fumble return	vs Lancaster
2014	Josh Rardain	blocked punt recovery in end zone	at Meigs
2014	Casey Phillips	46-yard interception return	vs Nelsonville-York
2014	Chance Cox	70-yard interception return	vs Nelsonville-York
2014	Domonic Micochero	36-yard fumble return	vs Zanesville
2015	Isaiah Smith	54-yard interception return	vs Warren
2016	Riley Nelson	89-yard interception return	at Jackson
2017	Conner Ruff	0-yard fumble recovery	vs Meigs
2017	Sam Hall	36-yard interception return	vs Warren
2018	Preston Yates	43-yard interception return	at Meigs
2019	Colten Castle	60-yard interception return	at Athens
2020	Caden McCarty	0-yard fumble recovery	at Watkins Memorial

Field Goals/Drop Kicks (102)

1913	Harry Bell	25 drop kick	vs. Canal Winchester
1917	Wayne Wright	?? drop kick	Aquinas College
1922	Charles Eberst	25 drop kick	vs Jackson
1925	Charles Hoopes	9 drop kick	vs Columbus East
1925	Leon Eichel	?? field goal	vs Crooksville
1925	Leon Eichel	38 field goal	at Portsmouth
1941	Jimmy McGonagle	27 field goal *	at Pomeroy
1975	Jeff Lee Smith	21 field goal *	vs Wellston
1975	Jeff Lee Smith	32 field goal	vs Meigs
1979	Mark Ruggles	20 field goal	vs Columbus Central
1979	Mark Ruggles	31 field goal *	at Nelsonville-York
1979	Mark Ruggles	27 field goal	vs Jackson
1979	Mark Ruggles	44 field goal	at Waverly
1979	Mark Ruggles	25 field goal	at Waverly
1981	Mitch Trucco	34 field goal	vs Wellston
1982	Mitch Trucco	19 field goal *	vs Waverly
1982	Mitch Trucco	27 field goal	at Athens
1983	Kerry York	25 field goal	vs Columbus Beechcroft
1985	Keith Myers	16 field goal	vs Circleville
1985	Keith Myers	32 field goal	at Jackson
1985	Keith Myers	46 field goal	at Columbus West
1986	Larry Blair	31 field goal	vs Columbus Wehrle
1987	Eric McDonald	25 field goal *	vs Circleville
1987	Jim Redd	35 field goal	vs Gallipolis
1988	Jim Redd	25 field goal	at Nelsonville-York
1988	Jim Redd	34 field goal	vs Jackson
1989	Jim Redd	31 field goal	at Columbus DeSales
1989	Jim Redd	18 field goal *	vs Gallipolis
1990	Bill Copley	20 field goal	at Washington Courthouse
1990	Bill Copley	27 field goal *	at Gallipolis
1991	Josh Jackson	42 field goal	at New Lexington
1991	Josh Jackson	29 field goal	at Chillicothe
1991	Josh Jackson	37 field goal	at Chillicothe
1991	Josh Jackson	28 field goal	vs Washington Courthouse
1991	Josh Jackson	47 field goal	vs Zanesville
1991	Josh Jackson	35 field goal	vs Zanesville
1991	Josh Jackson	39 field goal	at Jackson
1991	Josh Jackson	24 field goal	vs Gallipolis
1991	Josh Jackson	32 field goal	vs Marietta
1991	Josh Jackson	43 field goal	vs Marietta
1991	Josh Jackson	22 field goal	at Athens
1992	Jordan Jackson	32 field goal	at Marietta
1992	Jordan Jackson	19 field goal	at Marietta
1992	Jordan Jackson	44 field goal	vs Jackson
1993	Jordan Jackson	31 field goal	vs Marietta
1993	Jordan Jackson	22 field goal	vs Marietta
1993	Jordan Jackson	20 field goal	at Jackson
1994	Josh Carpenter	19 field goal	at Nelsonville-York
1994	Josh Carpenter	19 field goal	at Nelsonville-York
1994	Josh Carpenter	34 field goal	at Zanesville
1995	Drew Thomas	39 field goal	vs Gallipolis
1996	Drew Thomas	27 field goal	vs Point Pleasant (WV)
1996	Drew Thomas	31 field goal	vs Warren
1997	Matt Shaw	21 field goal	vs Nelsonville-York
1997	Matt Shaw	20 field goal *	at Point Pleasant (WV)

1997	Matt Shaw	29 field goal	vs Marietta
1997	Matt Shaw	22 field goal	vs Marietta
1997	Matt Shaw	30 field goal	vs Gallipolis
1998	Matt Shaw	35 field goal	vs Point Pleasant (WV)
1998	Matt Shaw	20 field goal *	at Marietta
1999	Matt Shaw	43 field goal	at New Lexington
1999	Matt Shaw	22 field goal	vs Marietta
1999	Matt Shaw	32 field goal	at Warren
1999	Matt Shaw	37 field goal	at Warren
1999	Matt Shaw	27 field goal	at Pickerington (Playoffs)
2000	Adam Puhl	23 field goal	at Gallipolis
2001	Adam Puhl	23 field goal	vs Nelsonville-York
2001	Adam Puhl	32 field goal	vs Marietta
2001	Adam Puhl	27 field goal	at Jackson
2002	Jonathan Pippen	36 field goal	at Gallipolis
2004	Nick Poindexter	22 field goal	at Pickerington North
2004	Nick Poindexter	34 field goal	at Marietta
2005	Alex Hubbard	23 field goal *	vs Pickerington North
2005	Alex Hubbard	35 field goal *	at Zanesville
2006	Kyle Kennard	26 field goal	vs Portsmouth
2007	John Geiger	25 field goal	vs Pickerington North
2008	Ronnie Burcham	25 field goal	at Hamilton Township
2008	Ronnie Burcham	29 field goal	vs Zanesville
2008	Ronnie Burcham	31 field goal	vs Dublin Jerome (Playoffs)
2009	Derek Montgomery	34 field goal	at Lancaster
2009	Derek Montgomery	37 field goal *	vs Pickerington North
2009	Derek Montgomery	30 field goal	vs Zanesville
2009	Derek Montgomery	36 field goal	vs Zanesville
2009	Derek Montgomery	28 field goal	at Warren
2009	Derek Montgomery	19 field goal	vs Chillicothe
2009	Derek Montgomery	28 field goal	vs Canal Winchester (Playoffs)
2009	Derek Montgomery	27 field goal	vs Cbus Brookhaven (Playoffs)
2010	Derek Montgomery	28 field goal	vs Lancaster
2010	Derek Montgomery	34 field goal	at Pickerington North
2010	Derek Montgomery	24 field goal	vs Gallipolis
2010	Derek Montgomery	34 field goal	at Warren
2010	Derek Montgomery	27 field goal	at Warren
2010	Derek Montgomery	44 field goal	at Zanesville
2010	Derek Montgomery	40 field goal	at Portsmouth
2010	Derek Montgomery	40 field goal	vs Chillicothe
2016	Charlie Kline	34 field goal	vs Athens
2016	Charlie Kline	41 field goal	vs Hamilton Ross
2017	Israel Bookman	29 field goal	at Athens
2017	Israel Bookman	23 field goal	vs Warren
2019	Zach Chapin	24 field goal	at Athens
2020	Zach Chapin	37 field goal	vs Maysville

Safeties (30)

1933	Punter fell on blocked punt in endzone	vs Middleport
1934	Punter stepped out of endzone	at Gallipolis
1940	Punter tackled in endzone	vs Jacksonville-Trimble
1943	Punter stepped out of endzone	vs Pomeroy
1945	Punter stepped out of endzone	vs New Lexington
1947	Player fell on ball in own endzone	at Nelsonville
1951	Punter stepped out of endzone	vs Jackson
1952	Player tackled in endzone	vs Columbus St. Mary's
1967	Punt snapped out of endzone	at Hilliard
1967	Punt blocked out of endzone	at Hilliard
1967	Punt blocked out of endzone	vs Jackson
1970	Player tackled in endzone	vs Nelsonville-York
1977	Player tackled in endzone	vs Athens
1980	Player fell on bad punt snap in endzone	at Delaware-Hayes
1984	Punt snapped out of endzone	at Columbus Beechcroft
1986	Player tackled in endzone	at Nelsonville-York
1988	Punt snapped out of endzone	vs Athens
1989	Punter downed in endzone	at New Lexington
1991	Punt snapped out of endzone	vs Gallipolis
1994	Player tackled in endzone	at Marietta
1996	Player tackled in endzone	at Gallipolis
2001	Punt snapped out of endzone	at Point Pleasant (WV)
2003	Punt snapped downed in endzone	vs Chillicothe
2003	Punt snapped out of endzone	at Jackson
2006	Player tackled in endzone	at Pickerinton North
2006	Player tackled in endzone	at Gallipolis
2008	Blocked punt out of endzone	at Chillicothe
2009	Punt snapped out of endzone	at Lancaster
2009	Player tackled in endzone	at Gallipolis
2010	Bad snap kicked out of endzone by QB	at Warren





Opponent Non-Offensive Scores



Kick-Off Returns for Touchdown (36):

1925	Matthews	95 yards	vs New Straitsville
1930	Fisher	78 yards	vs Nelsonville
1945	Hackett	75 yards	at Middleport
1955	Hovatter	90 yards	at Middleport
1958	Harrison	80 yards	vs Pomeroy
1964	Barry Miller	94 yards	at Jackson
1972	Jerry Cunningham	85 yards	at Athens
1974	Alphonso Johnson	98 yards	vs Ironton
1976	Ken Crawford	79 yards	at Jackson
1981	Steve Robe	80 yards	vs Athens
1984	Deric Anderson	92 yards	at Columbus Centennial
1991	Darrell Finck	97 yard	at New Lexington
1992	Ben Kroft	93 yards	at Marietta
1993	Shannon Brown	88 yards	vs Chillicothe
1995	Josh Graham	86 yards	vs River Valley
1995	Kahieem Maxwell	87 yards	at Athens
1996	Bill Bryant	86 yards	vs New Lexington
1997	Adam Viney	90 yards	vs Zanesville
1998	Josh Dixon	91 yards	vs New Lexington
1998	Brian Bradbury	88 yards	at River Valley
2000	Harry Garland	86 yards	at Zanesville
2000	Brad Venham	94 yards	vs Warren
2007	Malik White	92 yards	at Portsmouth
2009	Casey Oates	80 yards	vs Chillicothe
2010	Stanley Peterson	90 yards	vs Reynoldsburg
2011	Godwin Igwebuike	84 yards	vs Pickerington North
2012	Jhustus Cornley	80 yards	vs Northland
2013	Johnnie Charles	97 yards	vs Portsmouth
2016	Bishop Ford	86 yards	at Warren
2017	Taylor Robinson	91 yards	vs Teays Valley
2017	Dylan Pennington	87 yards	vs Teays Valley
2017	Cole Adams	80 yards	vs Meigs
2017	JJ Harris	64 yards	at Chillicothe
2018	Carson Simpkins	84 yards	vs Tri-Valley
2019	Chance Littler	88 yards	vs Teays Valley
2020	Jaleel Sales	81 yards	at Watkins Memorial

Punt Returns for Touchdown (25):

1923	Algeo	50 yards	vs Athens
1927	Smith	30 yards	at Portsmouth
1931	Severson	75 yards	at Athens
1931	Brothers	50 yards	at Gallipolis
1938	Smith	65 yards	at Gallipolis
1940	Charley Dixon	48 yards	at Jackson
1940	Charley Dixon	52 yards	at Jackson
1940	Bob Radebaugh	70 yards	vs Lancaster
1941	Markwood	55 yards	at Lancaster
1950	Echard	98 yards	vs Lancaster

1950	Morgan	?? yards	at Gallipolis
1953	Williams	50 yards	vs Athens
1961	Cal Hamrick	42 yards	at Bexley
1962	Carl Gustavson	58 yards	at Athens
1970	Grate	51 yards	vs Meigs
1981	Marice Shriner	68 yards	at New Lexington
1990	Steve Smith	77 yards	vs Columbus St. Francis DeSales
1994	Justin Gail	71 yards	at Nelsonville-York
1994	Heath Hutchison	49 yards	at Gallipolis
1997	Josh Walker	80 yards	vs Nelsonville-York
2001	Drew Cannon	71 yards	at New Lexington
2011	Tabéal Radney	40 yards	vs Pickerington North
2011	Mikel Traylor-Bennett	48 yards	at Reynoldsburg
2016	Chris McNally	76 yards	vs St. Francis DeSales
2017	Blaze Beane	39 yards	vs Teays Valley

Defensive Touchdowns (91):

1915	Casto	35 yard INT return	at Columbus Clinton
1915	Owens	?? yard fumble return	vs Columbus West
1919	Brown	50 yard INT return	vs Lancaster St. Marys
1923	Schaffer	?? yard fumble return	vs Athens
1925	Hartley	80 yard fumble return	vs Crooksville
1927	Rupe Perkins	25 yard INT return	vs Athens
1929	Robinette	40 yard INT return	vs McArthur
1929	Gill	40 yard INT return	vs McArthur
1929	Unkown Player	?? yard INT return	at Jackson
1930	Davis	82 yard INT return	vs Nelsonville
1935	Kindle	Recovered fumbled K.O in endzone	at Pomeroy
1935	Cope	52 yard INT return	vs Nelsonville
1936	Rayburn	40 yard INT return	vs Columbus South
1938	McEwan	17 yard punt block return	vs Bremen
1942	Plank	blocked punt return	at Bexley
1942	Burt	32 yard INT return	at Athens
1943	Mills	90 yard INT return	vs Athens
1944	Gene Ash	50 yard fumble return	vs Pomeroy
1948	Mills	54 yard fumble return	vs Middleport
1950	Stiles	25 yard fumble return	at Jackson
1952	Mantz	80 yard INT return	at Wellston
1953	Zacks	82 yard INT return	vs Bexley
1953	Kriebel	45 yard INT return	vs Wellston
1953	Kloes	21 yard fumble return	at Middleport
1954	Ewart	2 yard INT return	at Bexley
1954	Buddy English	51 yard INT return	vs Pomeroy
1957	Friesner	65 yard INT return	at Lancaster
1960	Bill Biggs	100 yard INT return	at Athens
1965	John Stanson	25 yard INT return	vs Athens
1965	Ault	35 yard INT return	vs Meigs
1972	Jeff Hill	25 yard fumble return	vs New Lexington
1972	Mike Klise	38 yard fumble return	vs Hilliard
1973	Rick Massey	58 yard INT return	at Ironton
1973	Terry Mowery	43 yard INT return	at Ironton
1975	Bobby Crockrel	30 yard INT return	at Ironton
1976	Kevin Jackson	25 yard INT return	at Gallipolis
1978	Dallas Sharp	57 yard INT return	at Hilliard

1979	Brian Middaugh	40 yard fumble return	at New Lexington
1980	Marvin Harris	28 yard INT return	vs Waverly
1981	Mark Metcalf	15 yard fumble return	at Nelsonville-York
1981	Jerry Eastler	18 yard blocked punt return	vs Gallipolis
1981	Jimmy Morris	55 yard INT return	at Ironton
1983	Steve Robe	41 yard INT return	vs Athens
1984	Joe Spahr	29 yard blocked punt return	at Columbus Beechcroft
1984	Bret Galey	50 yard INT return	vs Cadiz
1985	Wayne Smith	24 yard fumble return	at Columbus Wehrle
1988	Jon Hollister	fell on fumble in endzone	at Marietta
1990	Steve Clemons	50 yard fumble return	vs Chillicothe
1990	Shannon Morgan	10 yard fumble return	at Washington Courthouse
1991	Chris Shaw	69 yard INT return	vs Washington Courthouse
1993	Tyler Hoppes	38 yard INT return	vs Miami Trace
1995	Josh Rippeth	89 yard fumble return	at Jackson
1995	David Kelley	43 yard fumble return	vs River Valley
1995	Thomas Hedges	55 yard fumble return	at Athens
1996	Adam Viney	100 yard INT return	at Zanesville
1996	Nathan Swartz	50 yard fumble return	at Marietta
1997	Jeff Malone	56 yard INT return	at Jackson
1998	Ben Robey	54 yard INT return	at Nelsonville-York
1998	Kelly Painter	5 yard blocked punt return	at Gallipolis
1999	Ryan Redd	35 yard INT return	at Pickerington
2000	Steve Knight	93 yard fumble return	at Zanesville
2000	Joe Bradley	fumble recovery in endzone	vs Upper Arlington
2000	Joe Bradley	98 yard INT return	vs Upper Arlington
2002	Jason Watkins	30 yard INT return	at Marietta
2002	Cole Haggerty	55 yard INT return	at Gallipolis
2004	Kollin Hancock	38 yard INT return	at Gahanna-Lincoln
2005	Anthony Hitchens	72 yard INT return	vs Chillicothe
2008	Isaac Beverly	blocked punt recovery in endzone	at Chillicothe
2010	Tony Traylor	29 yard INT return	at Pickerington North
2010	Grant Venham	55 yard fumble return	at Warren
2010	Ian McFarland	22 yard INT return	at Zanesville
2011	Tabeal Radney	29 yard INT return	vs Pickerington North
2011	Luke Foster	35 yard INT return	vs Jonathan Alder
2012	Dominique Shackelford	52 yard INT return	at Newark
2012	Jacob Blake	40 yard fumble return	vs Nelsonville-York
2012	Rodney Barnes	43 yard INT return	at Warren
2013	Isaiah Dexter	blocked punt recovery in endzone	at Lancaster
2014	Kolton Edmondson	15 yard blocked punt return	at Loudonville
2017	Jacob Rhodes	87 yard INT return	vs Sheridan
2017	Luken Hill	80 yard INT return	vs Sheridan
2018	Carson Simpkins	51 yard INT return	vs Tri-Valley
2018	Brian James	46 yard INT return	at Teays Valley
2018	Logan Ranft	13 blocked punt return	at Sheridan
2018	Ty'Riek Smith	4 blocked punt return	vs Garfield Heights
2018	Leon Webb	50 fumble return	vs Garfield Heights
2018	Ty'Riek Smith	31 blocked punt return	vs Garfield Heights
2018	Zach McCain	4 fumble return	vs Garfield Heights
2019	Evan Spires	20 INT return	at Jackson
2020	Macon Perrill	54 INT return	vs Jackson
2020	Mason Sweringen	35 fumble return	at Watkins Memorial
2020	Christian Takatch	0 fumble return	at Big Walnut

Field Goals/Drop Kicks (92):

1921	Heider	35 drop kick	at Marietta
1925	Dillenger	?? field goal	at Washington Courthouse
1925	Williams	?? field goal	vs New Straitsville
1926	(Wellston Captain)	?? drop kick	at Wellston
1930	George	16 field goal	vs McArthur
1967	Toby Via	22 field goal	vs Wellston
1971	Mike Buckley	27 field goal	vs Jackson
1971	Garry Snow	26 field goal	vs Athens
1974	Steve Montgomery	40 field goal	at Hilliard
1976	Kevin Cannon	25 field goal	vs New Lexington
1976	Glenn Durban	20 field goal	at Hilliard
1976	Duane Weber	27 field goal	vs Meigs
1979	Brad Woodson	22 field goal	at Nelsonville-York
1981	Phil King	24 field goal	vs Gallipolis
1982	Mitch Brown	31 field goal	at Whitehall-Yearling
1982	Dave Barr	35 field goal	vs Meigs
1983	Joey Wyant	23 field goal	vs Jackson
1983	Brian Shepler	23 field goal	vs Gallipolis
1985	Paul Conrath	31 field goal	vs Athens
1986	Matt Heidorn	25 field goal	at Marietta
1986	Randy Amsbary	20 field goal	at Gallipolis
1987	Dan Sprout	26 field goal	at Columbus St. Francis DeSales
1987	Matt Heidorn	29 field goal	vs Marietta
1988	Dan Sprout	40 field goal	vs Columbus St. Francis DeSales
1988	Dan Sprout	25 field goal	vs Columbus St. Francis DeSales
1988	Eric Jantes	33 field goal	vs Ashland
1989	Andy Neal	30 field goal	vs Ironton
1990	Unknown	?? field goal	vs Chillicothe
1990	Monte Smith	37 field goal	at Washington Courthouse
1990	Ben Cunningham	31 field goal	at Marietta
1992	Matt Lorenzo	31 field goal	vs Wheeling Park (WV)
1992	Ben Kroft	20 field goal	at Marietta
1992	Tim Slone	41 field goal	at Gallipolis
1992	Justin Gray	28 field goal	vs Warren
1992	Nick Toth	24 field goal	vs Athens
1993	Tad Steinbrink	39 field goal	vs Nelsonville-York
1993	Kyle Butts	25 field goal	vs Miami Trace
1995	Jeremy Durham	18 field goal *	at Watkins Memorial
1995	Jafi Jajl	35 field goal	at Athens
1996	Jeremy Whittingham	37 field goal	vs Point Pleasant (WV)
1997	Shane Richards	34 field goal	at Warren
1997	Drew Gilmore	32 field goal	vs Marietta
1998	Paul Blankenship	26 field goal	vs Jackson
1999	Jason Sparks	37 field goal	at Pickerington
1999	Jason Sparks	35 field goal	at Pickerington
2000	Jasper Bateman	32 field goal	at Nelsonville-York
2001	Adam Graessle	45 field goal	vs Dublin Coffman
2001	Adam Graessle	26 field goal	vs Dublin Coffman
2003	Jared Wren	25 field goal	at Athens
2004	Paul Seiberling	47 field goal	vs Lancaster
2004	Evan Jablonka	32 field goal	at Pickerington North
2004	Evan Jablonka	36 field goal	at Pickerington North
2005	Justin Estes	22 field goal	vs Marietta
2006	Brian Widener	29 field goal	vs Lancaster
2006	Drew Basil	35 field goal	at Chillicothe

2006	Colby Catlett	40 field goal	at Hilliard Davidson
2007	Chris Dilger	29 field goal	at Lancaster
2007	Drew Basil	32 field goal	vs Chillicothe
2007	Drew Basil	38 field goal	vs Chillicothe
2007	Zach Dearing	27 field goal	vs Tri-Valley
2008	Chris Dilger	26 field goal	vs Lancaster
2008	Jon Schweickart	31 field goal	vs Ironton
2009	Morgan Wynn	27 field goal	vs Marietta
2010	Zach Daugherty	29 field goal	vs Lancaster
2010	Tyler Ebright	36 field goal	at Pickerington North
2010	Kaleb Wilson	23 field goal	vs Reynoldsburg
2010	Tyler Hannon	21 field goal	vs Gallipolis
2010	Tyler Hannon	30 field goal	vs Gallipolis
2010	Chas Miller	39 field goal	at Warren
2011	Nick Hedrick	23 field goal	at Reynoldsburg
2011	Nathan Dean	37 field goal	at Nelsonville-York
2011	Brandon Taylor	19 field goal	at Gallipolis
2011	Zaide Whitley	17 field goal *	vs Portsmouth
2011	Noah Valentine	35 field goal	at Chillicothe
2012	Jimmy Voiles	41 field goal	at Jackson
2012	Dylan Saunders	36 field goal	vs Gallipolis
2012	Dylan Saunders	19 field goal	vs Gallipolis
2012	Dylan Saunders	32 field goal	vs Gallipolis
2013	Thad Smith	31 field goal	vs Teays Valley
2013	Thad Smith	44 field goal	vs Teays Valley
2013	Tucker Bender	28 field goal	vs Loudonville
2013	Logan Graham	33 field goal	at Zanesville
2014	Cory Barnett	27 field goal	at Teays Valley
2014	Tucker Bender	25 field goal	at Loudonville
2014	Logan Graham	31 field goal	vs Zanesville
2016	Nate Gribble	34 field goal	vs Athens
2016	Domonic DiMaccio	52 field goal	vs St. Francis DeSales
2017	Cole Casto	42 field goal	vs Sheridan
2019	Cale Clifton	24 field goal	vs Teays Valley
2019	Gabe Dolen	20 field goal	vs Zanesville
2020	Jonathan Weaver	25 field goal	at Amanda-Clearcreek
2020	Cale Clifton	29 field goal	vs Teays Valley

Safeties (37):

1923	Safety	at Zanesville
1929	Player tackled in endzone	vs Middleport
1930	Punt snapped out of endzone	vs McArthur
1931	Player tackled in endzone	vs Middleport
1932	Punt snapped out of endzone	vs Athens
1934	Punt blocked in endzone, player downed	vs Buchtel
1934	Punt snapped out of endzone	vs McArthur
1935	Punter tackled in endzone	vs Jackson
1936	Punter stepped out of back of endzone	vs Columbus South
1940	Player tackled in endzone	vs Lancaster
1950	Player tackled in endzone	at Wellston
1953	Player tackled in endzone	at Lancaster
1953	Player tackled in endzone	vs Bexley
1955	Player tackled in endzone	vs Jackson
1955	Player tackled in endzone	vs Jackson
1955	Player tackled in endzone	vs Wellston
1968	Punter tackled in endzone	vs Morgan
1972	Player tackled in endzone	at Jackson
1974	Ball fumbled out of endzone	at Jackson
1976	Player tackled in endzone	vs New Lexington
1983	Player tackled in endzone	vs Jackson
1983	Punt blocked out of endzone	at Cadiz
1984	Intentional Down in endzone	at Jackson
1985	Intentional Down in endzone	vs Miami Trace
1985	Punter tackled in endzone	vs Gallipolis
1991	Punt snapped out of endzone	at Athens
1993	Punt blocked out of endzone	vs Nelsonville-York
1998	Player tackled in endzone	vs New Lexington
1998	Player tackled in endzone	at Nelsonville-York
1999	Offense called for holding in endzone	at New Lexington
2003	Ball fumbled out of endzone	at Westerville South
2005	Punt snapped out of endzone	vs Chillicothe
2010	Punt snapped out of endzone	vs Reynoldsburg
2011	Player tackled in endzone	at Reynoldsburg
2015	Player tackled in endzone	at St. Francis DeSales
2016	Punt snapped out of endzone	vs St. Francis DeSales
2017	Punter tackled in endzone	at Chillicothe





LHS Football Captains By Season



- 1905** – Del Sherrard
1906 – (Unknown)
1907 – (Unknown)
1908 - Krieg
1909 - Brown
1910 – Clyde Beverage
- 1911** – (Unknown)
1912 – Stanley Sparnon
1913 – Ward Chase
1914 – Donald Ackers
1915 – Claude Hammon
1916 – Desmond Braddock (Elected), Byron Moorhead (Acting)
1917 – Byron Moorehead
1918 – Phillip Henderson
1919 – Harry Ambrose
- 1920** – Anthony Schrader
1921 – Anthony Schrader
1922 – Cecil Blair, Samuel Drake
1923 – Charles Bebout
1924 – Henry Adcock
1925 – Ralph “Dutch” Kleinschmidt
1926 – Roscoe Campbell
1927 – Bernard Fox
1928 – Donald Spencer
1929 – Bill Kuhn
- 1930** – Charles Notestone
1931 – Glenn Bright
1932 – Kenneth Adair
1933 – Ronald McMillin
1934 – Pearl Derr
1935 – Vaughn “Bus” Hansel
1936 – Harry Jones
1937 – Maurice Cole (Elected), Bob Hansley (Acting)
1938 – Joe Karshner
1939 – Bob McBride
- 1940** – Bill “Mutt” Bryan
1941 – Louis Casto, Morris Hummel
1942 – Jack Graham
1943 – Lester Wallace (Elected), Jim Hummel (Acting)
1944 – Paul Goss (Elected), Fred Jacoby (Acting)
1945 – Leroy “Bud” Magle

1946 – Dave Bell, Beaman Mowery (Arrived late due to Army)
1947 – Jack Glick
1948 – Bob Fisk
1949 – Dave Myers (Elected, Ineligible), John Yates (Acting)

1950 – Walter Nelson
1951 – Charles “Motzi” Schrader
1952 – Bob Thomas
1953 – Ron Dennis, Dick Smith
1954 – Dick Harden, Roger Kuhn
1955 – Frank Hartsell
1956 – Dave Roberts, Jim St. Clair
1957 – Gene Morgan, Lynn Strait
1958 – Mike Brown, Bob Dennis
1959 – Ed Dalton, Larry Wells

1960 – Larry Bainter
1961 – Ron Brimmer
1962 – Scott Ledford
1963 – Robbie Johnson, Dick Stevens
1964 – Merle Beery, George Hummel
1965 – John Gasser, Leo Schultz
1966 – Gary Bartow, John Hansley, Bill Westfall
1967 – Mel Brooker, Chuck Kemper
1968 – Chuck Conrad, Ron Rutter
1969 – Bob Johnston, Bill Shaw

1970 – Dave Crawford, Mike Young
1971 – Rick Krebs, Don Sigler
1972 – Kevin Berry, Ken Culbertson, Walter Newlon
1973 – John Corby, Bill Kazee
1974 – Jim Kemper, Pat Walsh
1975 – Chuck Byers, Mark Schmitter
1976 – Mike Byers, Harold Peppers, Jeff Spence
1977 – Scott Gasser, Brad Tucker
1978 – Brad Jackson, Jack Klump, Paul Shaw, Ron Swaim
1979 – Bret Freeman, John Huffman, Tim Myers, Dave Schmitter

1980 – Kelly Adams, Mark Morgan, Jim Ogg, John Spence
1981 – Jim Angle, Eric Griggs, John Nihiser, Brian McDonald
1982 – Keith Geiger, Jeff Morgan, Mitch Trucco
1983 – Brad Daubenmire, Jeff Dennis, Ed Vanover, Scott Whalen
1984 – Troy Brown, Jeff McCort, Barry Rodgers, Mark Van Bibber
1985 – None Selected, Rotated among Seniors
1986 – None Selected, Rotated among Seniors
1987 – None Selected, Rotated among Seniors
1988 – None Selected, Rotated among Seniors
1989 – None Selected, Rotated among Seniors

- 1990** – Bill Copley, Doug Robers
1991 – Bill Brown, Bryan Lambert
1992 – Greg Crossley, R.J. McCort, Tom Smith, Todd Wyrick
1993 – Brooks Burris, Brian Miller
1994 – Tim Woodgeard, Chad Zimmerman
1995 – None Selected, Rotated among Seniors
1996 – None Selected, Rotated among Seniors
1997 – Josh Hinton, Alex Hipple, Ben Taulbee, Nick Wells
1998 – Ryan Berry, Justin Culbertson, Aaron Flohr, Casey Jones
1999 – Wayne Bateman, Jake Howdyshell, Paul Rogers, Josh Wolfe
- 2000** – Jim Bennett, Joey Conrad, Johnny Conrad, Jamey Hankison
2001 – Derek Harden, Matt Mong, Alex Penrod, Colt Thompson
2002 – Jason Dicken, David Ellis, Trevor Emerson, Tyler Wadsworth
2003 – Steve Call, Jesse Herring, Austin Rohr, Josh Sturgell
2004 – Patrick Howe, BJ Hughes, Justin Pack, Ray Robinson
2005 – Kevin Call, Justin Coakley, Tyson Kratzenburg, Bruce Lehman
2006 – Bryce Bumgardner, Zak Gompf, Cameron Kiger, Jesse Wilson
2007 – Michael Angle, Justin Frye, Mark Potter, Lucas Wright
2008 – Jaush Huntsberger, Cary MacLaughlin, Stephen Miller, Clay Morgan
2009 – Patrick Angle, Zach McDaniel, Bobby Russell, Michael Snider
- 2010** – Dylan Cavinee, Nathan Chandler, Jordan Jurgensmier, Tim King
2011 – Zach Dixon, Jordan Sharb, Paul Wesselhoeft, Aaron Wolfe
2012 – Dylan Manley, Cory McCarty, Justin Moore, Allen Mulford, Donnie Stevens *, Garrett Tutwiler
2013 – Nick Maniskas, Austin Scarberry, Dennis Smathers
2014 – Will Brooks, Chance Cox, Keith Martin
2015 – Lane Little, Bryce McBride, Isaiah Smith
2016 – Colton Dixon, Dakota Dement, Kory Henthorne
2017 – Dakota Dement, Carter Hodson, Brady Walsh
2018 – Tyler Cummin, Clay Risch, Jeromy Weaver
2019 – Jonny McClelland, Conner Ruff, Colton Ruff, Braeden Spatar
- 2020** – Ian Frasure, Caden McCarty, Jonny McClelland, Henry Pierce, Traten Poling, Quinn Walsh
2021 – Keiton Arledge, Carson Hodson, Justin Mustard, Traten Poling

* = Did not finish season with team.





All-Time All-SEOAL Selections



L. Name	F. Name	Year	Designation	Position	Selectors
Adair	Alan	1961	1st	T	SEOAL Media
Adams	Kelly	1979, 1980	1st, HM	RB/DB	SEOAL Media
Adams	Zach	2008	1st	WR/LB	SEOAL Coaches
Amyx	Nick	2006	HM		SEOAL Coaches
Angle	Jeff	1967	HM		SEOAL Media
Angle	Michael	2007	1st	QB	SEOAL Coaches
Angle	Patrick	2008, 2009	1 st , 1 st	QB/DB/LB	SEOAL Coaches
Armstrong	Mark	1977	1st	WR/DB	SEOAL Media
Bachus	John	1972	HM		SEOAL Media
Bailey	Josh	2002	1st	FB/LB	SEOAL Coaches
Bainter	Larry	1960	1st	QB	SEOAL Media
Barber	Roger	1979	HM		SEOAL Media
Bartow	Gary	1966	1st	HB/DB	SEOAL Media
Bateman	Wayne	1998, 1999	1st, 1st	RB	SEOAL Coaches
Beery	Merl	1963, 1964	1st, 1st	OL/DL	SEOAL Media
Beery	Earl	1964	1st	OL/DL	SEOAL Media
Bell	Dave	1945, 1946	HM, 1st	E	Gallipolis Tribune
Berry	Kevin	1972	HM		SEOAL Media
Berry	Ryan	1997, 1998	1st, 1st	DL	SEOAL Coaches
Blake	Earl	1944	HM		Gallipolis Tribune
Bookman	Tim	1994	1st	E/DE	SEOAL Coaches
Bowers	Dick	1946	1st	T	Gallipolis Tribune
Brandon	Pete	1939, 1940	2nd, 2nd	G, G	Jackson Sun Journal
Brandon	Bill	1957	HM		SEOAL Media
Brandt	Jim	1964	1st	RB/DB	SEOAL Media
Bray	Roger	1954	HM		SEOAL Media
Breining	Jimmer	1987, 1988	1st, 1st	QB/DB	SEOAL Coaches
Brenning	Gary	1961	HM		SEOAL Media
Brenning	Dale	1964	1st	FB/LB	SEOAL Media
Brimner	Ron	1960, 1961	HM, 1st	HB	SEOAL Media
Brooker	Mel	1966, 1967	HM, 1st	E/DL	SEOAL Media
Brown	Mike	1958	1st	QB	SEOAL Media
Brown	Dale	1968	HM		SEOAL Media
Brown	Bill	1991	1st	OL/DL	SEOAL Coaches
Bryan	Bill	1939, 1940	HM, 1st	HB	Jackson Sun Journal
Bryant	Charles	1949	HM		SEOAL Media
Bryant	Ed	1957	1st	G	SEOAL Media
Buckles	Larry	1953	HM		SEOAL Media
Buckley	Zac	2015	1 st	OL/DL	SEOAL Coaches
Bumgardner	Bryce	2005, 2006	1st	OL/DL	SEOAL Coaches
Burris	Brooks	1993	1st	OL/DL	SEOAL Coaches
Butcher	Ryan	1996	1st	RB	SEOAL Coaches
Byrd	Ted	1956	2nd	RB	SEOAL Media
Call	Steve	2002	1st	FB/LB	SEOAL Coaches

Call	Kevin	2005	1st	RB/LB	SEOAL Coaches
Cannon	John	1951	HM		SEOAL Media
Carpenter	Ryan	1993	1st	OL	SEOAL Coaches
Carter	Kamryn	2016	HM		SEOAL Coaches
Casto	Louis	'39, '40, '41	1st, 2nd, 1st	E, E, T	Jackson Sun Journal
Champ	Guy	1964	HM		SEOAL Media
Clark	Paul	1987, 1988	1st, 1st	RB	SEOAL Coaches
Clutter	Alex	1995	1st	WR	SEOAL Coaches
Coakley	Jeremy	2001	1st	WR/DB	SEOAL Coaches
Coakley	Justin	2004, 2005	1st	RB/LB	SEOAL Coaches
Conrad	Stanley	1938	HM		Jackson Sun Journal
Conrad	Paul	1944, 1946	2nd, HM	E	Gallipolis Tribune
Conrad	Chuck	1968	1st	HB/DB	SEOAL Media
Conrad	D.J.	1984, 1985	HM, 1st	WR/DB	SEOAL Media, SEOAL Coaches
Conrad	Joey	1999, 2000	1st, 1st	QB/DE	SEOAL Coaches
Conrad	Johnny	1999, 2000	1st, 1st	WR/LB	SEOAL Coaches
Copley	Bill	'88, '89, '90	1st, 1st, 1st	RB/LB	SEOAL Coaches
Corby	John	1973	HM		SEOAL Media
Cosgrove	John	1993, 1994	1st, 1st	RB/DB	SEOAL Coaches
Cottrill	Mike	1968	1st	OL/DL	SEOAL Media
Courter	Bob	1965	1st	OL/DL	SEOAL Media
Cox	Eric	1994	1st	WR	SEOAL Coaches
Cox	Chance	2014	1 st	WR/DB	SEOAL Coaches
Crawford	Dave	1969, 1970	HM, 1st	OL/DL	SEOAL Media
Crossley	Greg	1992	1st	RB	SEOAL Coaches
Culbertson	Ken	1971, 1972	1st, 1st	FB/LB	SEOAL Media
Culbertson	Justin	1998	1st	OL	SEOAL Coaches
Dalton	Ed	1959	1st	E	SEOAL Media
Danison	Don	1974	HM		SEOAL Media
Daubenmier	Chuck	1962	HM		SEOAL Media
Daubemire	Brad	1983	HM		SEOAL Media
Davidson	Brian	1971	1st	E/DL	SEOAL Media
Davidson	Todd	1976	1st	FB/LB	SEOAL Media
Davis	Dave	1958	HM		SEOAL Media
DeLong	Evan	2013	1 st	WR/DB	SEOAL Coaches
Dement	Dakota	2016	1 st	OL/DL	SEOAL Coaches
Dennis	Ronnie	1952	HM		SEOAL Media
Dennis	Bob	1958	HM		SEOAL Media
Dennis	Jeff	1983	1st	OL/LB	SEOAL Media
Donahue	Jim	1947	HM		Gallipolis Tribune
Dupler	Bob	1952	HM		SEOAL Media
Ellinger	Robbie	1960	HM		SEOAL Media
Emerson	Bob	1951, 1952	1st, 1st	FB, FB	SEOAL Media
Emerson	Brock	2013	1 st	OL/DL	SEOAL Coaches
Emerson	Dave	1977	1st	RB/DB	SEOAL Media
Ervin	Jake	1940	HM		Jackson Sun Journal
Evans	Quinton	1995	1st	RB	SEOAL Coaches
Farrar	Scott	1984	1st	E/DB	SEOAL Media
Febes	Tom	1982	1st	OL/DL	SEOAL Media
Fisk	Bob	1947	2nd	RB	Gallipolis Tribune

Frazier	Mickey	1959	1st	B	SEOAL Media
Frye	Justin	2006, 2007	1st	RB	SEOAL Coaches
Gabriel	Dee	1961	HM		SEOAL Media
Gaffin	Carl	1958	1st	E	SEOAL Media
Garey	Rod	1969	1st	E/LB	SEOAL Media
Gasser	John	1964, 1965	HM, 1st	QB/DB	SEOAL Media
Gasser	Scott	1976, 1977	1st, 1st	QB/DB	SEOAL Media
Glick	Jack	1946, 1947	HM, HM		Gallipolis Tribune
Godfrey	John	1987	1st	OL/DL	SEOAL Coaches
Goodlive	Bill	1947	2nd	G	Gallipolis Tribune
Goss	Paul	1943	HM		Gallipolis Tribune
Graham	George	1940	1st	T	Jackson Sun Journal
Graham	Eric	1988	1st	OL/DL	SEOAL Coaches
Grandy	Eddie Joe	1952	1st	HB	SEOAL Media
Green	Jim	1951	HM		SEOAL Media
Griggs	Eric	1981	HM		SEOAL Media
Hahn	Joe	1975	HM		SEOAL Media
Hallett	Marty	1977	1st	E/LB	SEOAL Media
Hammond	Bob	1963	HM		SEOAL Media
Hankison	Jamey	1999, 2000	1st, 1st	FB/LB	SEOAL Coaches
Hansley	Bob	1937	1st	T	Wellston Sentinel
Harden	Derek	2000, 2001	1st, 1st	RB/LB	SEOAL Coaches
Hartsell	Jim	1954	HM		SEOAL Media
Hartsell	Frank	1955	HM		SEOAL Media
Hayden	Tommy	2014, 2015	HM, 1 st	OL/DL	SEOAL Coaches
Heinlein	Harold	1945	HM		Gallipolis Tribune
Henestofel	Jesse	2000	1st	WR/DB	SEOAL Coaches
		2014, 2015,			
Henthorne	Kory	2016	1 st , 1 st , 1 st	OL/DL	SEOAL Coaches
Hiles	Lee	1947	HM		Gallipolis Tribune
Hilton	Curtis	1961	1st	E/DL	SEOAL Media
Hinerman	Daine	1952	1st	T	SEOAL Media
Hinton	Josh	1997	1st	LB	SEOAL Coaches
Hodson	Carter	2016	HM		SEOAL Coaches
Howe	Patrick	2004	1st	WR/DB	SEOAL Coaches
Hubbard	Scott	1975	1st	WR/DB	SEOAL Media
Hughes	Jack	1940	2nd	QB	Jackson Sun Journal
Hughes	B.J.	2004	1st	WR/DB	SEOAL Coaches
Hummel	Morris	1940	HM		Jackson Sun Journal
Hummel	Jim	1942, 1943	HM, 1st	QB	Gallipolis Tribune
Hummel	George	1963, 1964	1st, 1st	RB/DB	SEOAL Media
Huntsberger	Jaush	2008	HM		SEOAL Coaches
Jackson	Josh	1991	1st	K/P	SEOAL Coaches
Jackson	Aaron	2016	1 st	WR/DB	SEOAL Coaches
Jacoby	Fred	1943, 1944	1st, 1st	T, T	Gallipolis Tribune
Johnson	Robbie	1962, 1963	1st, 1st	QB/LB	SEOAL Media
Johnson	Pinky	1968	HM		SEOAL Media
Johnston	Bill	1939	2nd	E	Jackson Sun Journal
Johnston	Bill	1940, 1941	HM, 1st	FB	Jackson Sun Journal
Johnston	Robert	1943	HM		Gallipolis Tribune
Johnston	Bob	'67, '68, '69	HM, 1st, 1st	QB/DB	SEOAL Media

Jordan	Dean	2012	SM	TE/LB	SEOAL Coaches
Jurgensmier	Jordan	2010	1 st	QB	SEOAL Coaches
Karnes	Brendan	2015	HM		SEOAL Coaches
Karshner	Joe	1938	2nd	HB	Jackson Sun Journal
Kazee	Bill	1973	HM		SEOAL Media
Keirns	Travis	2000	1st	WR/DB	SEOAL Coaches
Kelch	Roy	1939	1st	T	Jackson Sun Journal
Kellar	Butch	1976	HM		SEOAL Media
Kemper	Chuck	1965, 1967	HM, 1st	FB/LB	SEOAL Media
Kemper	Jim	1973, 1974	1st, 1st	QB/DB	SEOAL Media
Kemper	John	1977	1st	RB/DB	SEOAL Media
Kiger	Cameron	2006	1st	OL/DL	SEOAL Coaches
King	Tim	2010	1 st	OL/LB	SEOAL Coaches
Kinney	Charles	1945	3rd	RB	Gallipolis Tribune
Kissling	Corey	2006, 2007	1st	FB/LB	SEOAL Coaches
Klump	Jack	1978	HM		SEOAL Media
Kost	Nick	2012, 2013	1 st , 1 st	RB/LB, QB	SEOAL Coaches
Krannitz	Rodney	1987	1st	E	SEOAL Coaches
Kranntiz	John	'49, '50, '51	HM, 2nd, HM	G	SEOAL Media
Kratzenburg	Tory	2003	1st	WR/DB	SEOAL Coaches
Kratzenburg	Tyson	2005	1st	DL	SEOAL Coaches
Krebs	Rick	1970, 1971	1st, 1st	RB/DB	SEOAL Media
Krebs	Dave	1973	1st	E/LB	SEOAL Media
Kuhn	Pete	1948, 1948	HM, 2nd	RB	Gallipolis Tribune, SEOAL Media
Kuhn	Roger	1954	HM		SEOAL Media
Lambert	Bryan	'89, '90, '91	1st, 1st, 1st	FB/LB	SEOAL Coaches
Lehman	Bruce	2005	1st	OL	SEOAL Coaches
Lindsey	Isaac	2010	HM		SEOAL Coaches
Little	Lane	2014, 2015	1 st , 1 st	QB/DB	SEOAL Coaches
Lohr	Mark	1940	1st	T	Jackson Sun Journal
Lohr	George	1946	HM		Gallipolis Tribune
Lowe	Chuck	1969	1st	RB	SEOAL Media
MacLaughlin	Cary	2008	1st	OL/DL	SEOAL Coaches
Madison	D.J.	2014	HM		SEOAL Coaches
Magle	Roy "Bud"	'43, '44, '45	1st, 2nd, 1st	E, FB, RB	Gallipolis Tribune
Maniskas	Nick	1988	1st	WR/DB	SEOAL Coaches
Maniskas	Nick	2012	SM	WR/DB	SEOAL Coaches
Martin	Dick	1949	HM		SEOAL Media
Masteller	Rodd	1984	1st	WR/DB	SEOAL Media
Matheny	Mark	1960	1st	G	SEOAL Media
Mauck	Don	1949	2nd	C	SEOAL Media
May	Ron	1960	HM		SEOAL Media
Mayer	Heine	1957	HM		SEOAL Media
Mays	Mason	2008	1st	WR/DB	SEOAL Coaches
McBride	Bob	1938, 1939 2013, 2014,	1st, 1st	T, FB	Jackson Sun Journal
McBride	Bryce	2015	1 st , 1 st , 1 st	RB/LB	SEOAL Coaches
McBride	Ron	1981	1st	OL/DL	SEOAL Media
McBride	Dave	1983	1st	RB/DL	SEOAL Media
McCarty	Cory	2011, 2012	1 st , 1 st	RB/LB	SEOAL Coaches
McCort	Jeff	1984	1st	OL/DL	SEOAL Media

McCort	Scott	1985, 1986	1st, 1st	OL/LB	SEOAL Coaches
McCort	R.J.	1992	1st	OL/LB	SEOAL Coaches
McDonald	Brian	1980, 1981	HM, HM		SEOAL Media
McKinley	Alan	1977	1st	FB/DL	SEOAL Media
McLain	Jim	1947	HM		Gallipolis Tribune
McLaughlin	Frank	1955	HM		SEOAL Media
McManaway	Bob	1960	HM		SEOAL Media
Medina	Jose	1987	1st	WR/DB	SEOAL Coaches
Miller	Aubrey	1951	HM		SEOAL Media
Miller	Jack	1960	HM		SEOAL Media
Miller	Brian	1993	1st	QB	SEOAL Coaches
Miller	Beau	1996	1st	OL/LB	SEOAL Coaches
Minor	Jeremy	2016	1 st	RB/LB	SEOAL Coaches
Mojzer	Mike	1972	1st	OL/DL	SEOAL Media
Mong	Matt	2001	1st	FB/LB	SEOAL Coaches
Morgan	Gene	1957	1st	HB	SEOAL Media
Morgan	Mark	1980	1st	WR/LB	SEOAL Media
Morgan	Jeff	1982	HM		SEOAL Media
Morgan	Clay	2008	1st	RB/LB	SEOAL Coaches
Moritz	Seth	2007	HM		SEOAL Coaches
Mowery	Beaman	1944	HM		Gallipolis Tribune
Mowery	Dale	'44, '46, '47	HM, 2nd, HM	QB	Gallipolis Tribune
Mowery	Glenn	1944	HM		Gallipolis Tribune
Mowery	Leroy	1947	HM		Gallipolis Tribune
Mowery	Steve	1963, 1964	HM, 1st	E/DL	SEOAL Media
Mowery	Rodney	1982, 1983	1st, 1st	WR/DB	SEOAL Media
Mowery	Dustin	1991	1st	WR/DB	SEOAL Coaches
Myers	Don	1943	HM		Gallipolis Tribune
Myers	Tim	1979	HM		SEOAL Media
Myers	Keith	1983, 1984, 1985	HM, HM, 1st	QB/DB/K	SEOAL Media, SEOAL Coaches
Myers	Bobby	1995	1st	E/DL	SEOAL Coaches
Neff	Jon	2007, 2008	HM, 1st	TE/DE	SEOAL Coaches
Nelson	Walter	1950	HM		SEOAL Media
Nelson	John	1959	HM		SEOAL Media
Ogg	Randy	1975	HM		SEOAL Media
Ogg	Jim	1980	1st	OL/LB	SEOAL Media
Ogg	Jeff	1982	HM		SEOAL Media
Ogg	Jonathan	1996	1st	WR/DB	SEOAL Coaches
Pack	Justin	2003, 2004	1st, 1st	RB/LB	SEOAL Coaches
Palmer	Marc	1989	1st	OL/LB	SEOAL Coaches
Palmerton	Trey	1985	1st	FB/DL	SEOAL Coaches
Paulsen	Charles	2013	HM		SEOAL Coaches
Peppers	Harold	1975, 1976	1st, 1st	RB/DB	SEOAL Media
Poling	Dick	1949	HM		SEOAL Media
Poling	Tony	1976	HM		SEOAL Media
Poston	Greg	1967	1st	QB/DB	SEOAL Media
Potter	Mark	2006, 2007	1st	FB/LB	SEOAL Coaches
Rardain	Josh	2015	1 st	OL/DL	SEOAL Coaches
Richardson	Jim	1937	2nd	QB	Wellston Sentinal
Risch	Bob	1957, 1958	HM, 1st	T	SEOAL Media

Robers	Doug	1989, 1990	1st, 1st	OL/DL	SEOAL Coaches
Roberts	Larry	1952	1st	E	SEOAL Media
Roberts	Dave	1955, 1956	2nd, 1st	G, G	SEOAL Media
Robinson	Ray	2004	1st	OL/DL	SEOAL Coaches
Rogers	Paul	1999	1st	OL/DL	SEOAL Coaches
Rohr	Austin	2002, 2003	1st, 1st	RB	SEOAL Coaches
Rolan	Mark	1977	HM		SEOAL Media
Rose	Curtis	1986, 1987	1st, 1st	OL/DL	SEOAL Coaches
Ruggles	Mark	1979	1st	WR/DB	SEOAL Media
Rutter	Ron	1967, 1968	1st, 1st	OL/DL	SEOAL Media
Saxton	Bill	1948	2nd	E	Gallipolis Tribune
Scarberry	Austin	2013	1 st	RB/LB	SEOAL Coaches
Schmeltzer	Isaac	2013	1 st	RB	SEOAL Coaches
Schmitter	Bob	'43, '44, '45	2nd, 2nd, 1st	G, T, G	Gallipolis Tribune
Schmitter	Bob	1970	HM		SEOAL Media
Schmitter	Mark	1974	HM		SEOAL Media
Schmitter	Dave	1979	1st	E/DL	SEOAL Media
Schrader	Charles	1951	1st	G	SEOAL Media
Scott	Cecil	1940	3rd	HB	Jackson Sun Journal
Sharb	Jordan	2011	SM	TE/LB	SEOAL Coaches
Shaw	Bill	1939	HM		Jackson Sun Journal
Shaw	Bill	1969	HM		SEOAL Media
Shaw	Roger	1973	1st	FB/LB	SEOAL Media
Shaw	Steve	1974	1st	OL/LB	SEOAL Media
Shaw	Paul	1978	HM		SEOAL Media
Sheeler	Bob	1944, 1945	2nd, HM	C	Gallipolis Tribune
Sigler	Don	1971	HM		SEOAL Media
Sigler	Scott	1989	1st	QB/DB	SEOAL Coaches
Sigler	Seth	2008	HM		SEOAL Coaches
Smart	Marvin	1958	1st	RB	SEOAL Media
Smith	Allen	1940	HM		Jackson Sun Journal
Smith	Allen	1945	2nd	T	Gallipolis Tribune
Smith	Dick	1952, 1953	1st, HM	E	SEOAL Media
Smith	Mike	1963	1st	OL/DL	SEOAL Media
Smith	Jeff	1970	1st	E/DL	SEOAL Media
Smith	Greg	1971	1st	QB/DB	SEOAL Media
Smith	Jeff Lee	1977	HM		SEOAL Media
Smith	Tom	1992	1st	E/LB	SEOAL Coaches
Smith	Gabe	2013	HM		SEOAL Coaches
Smith	Isaiah	2014, 2015	1 st , 1 st	WR/DB	SEOAL Coaches
Snyder	Bob	1938	2nd	T	Jackson Sun Journal
Spackey	Corey	2004	1st	QB	SEOAL Coaches
Spears	Stephen	2005	1st	DL	SEOAL Coaches
St. Clair	Charles	1953	HM		SEOAL Media
St. Clair	Jim	1956	1st	G	SEOAL Media
Steele	Glen	1938	HM		Jackson Sun Journal
Stevens	Ken	1957	HM		SEOAL Media
Stevens	Dick	1962, 1963	1st, 1st	E/DL	SEOAL Media
Stewart	Terry	1958	1st	C	SEOAL Media
Stewart	Bob	1963	1st	OL/DL	SEOAL Media

Stewart	Jeff	1971	HM		SEOAL Media
Stohs	Adam	2005	1st	FB/LB	SEOAL Coaches
Strait	Lynn	1957	1st	HB	SEOAL Media
Stump	George	1959	HM		SEOAL Media
Swaim	Graham	1956	HM		SEOAL Media
Swartz	Duane	1959	HM		SEOAL Media
Terrell	Dalton	1938	HM		Jackson Sun Journal
Thomas	Bob	1951, 1952	HM, 1st	RB	SEOAL Media
Thompson	Roger	1980	1st	FB	SEOAL Media
Thompson	Colt	2001	1st	OL/DL	SEOAL Coaches
Trowbridge	Jim	1966, 1967	1st, 1st	OL/DL	SEOAL Media
Trucco	Mitch	1982	1st	WR/DB	SEOAL Media
Tucker	Brad	1976, 1977	1st, 1st	OL/FB/LB	SEOAL Media
Ucker	Paul	1943	2nd	C	Gallipolis Tribune
Vanover	Ed	1983	1st	RB/LB	SEOAL Media
Veidt	Eric	1985, 1986	1st, 1st	OL/LB	SEOAL Coaches
Veidt	Ty	1991	1st	OL/DL	SEOAL Coaches
Voris	Bill	1950	HM		SEOAL Media
Wadsworth	Tyler	2002	1st	OL/DL	SEOAL Coaches
Wallace	Eddie	1947, 1948	2nd, HM	E	Gallipolis Tribune
Wallace	Alex	2007	1st	OL	SEOAL Coaches
Wallace	Jenson	2015, 2016	HM, 1 st	WR/DB	SEOAL Coaches
Walsh	Pat	1988	1st	FB/LB	SEOAL Coaches
Walsh	Brady	2016	1 st	QB/DB	SEOAL Coaches
Walton	Jared	2003, 2004	1st, 1st	OL	SEOAL Coaches
Wells	Larry	1959	1st	T	SEOAL Media
Wells	John	1962	HM		SEOAL Media
Werner	Jack	1947	HM		Gallipolis Tribune
Wesselhoeft	Paul	2010, 2011	1 st , SM	RB/DL	SEOAL Coaches
Wesselhoeft	Reggie	2012, 2013	1 st , 1 st	OL/DL	SEOAL Coaches
West	Greg	1966	HM		SEOAL Media
Westfall	Bill	1965, 1966	HM, 1st	E/LB	SEOAL Media
Whalen	Scott	1983	1st	OL/DL	SEOAL Media
Wilson	Jesse	2006	HM		SEOAL Coaches
Wolfe	Aaron	2011	1 st	OL/DL	SEOAL Coaches
Wolfe	Kelly	1985, 1986	1st, 1st	RB/DB	SEOAL Coaches
Wolfe	Josh	1998	1st	WR/DB	SEOAL Coaches
Woltz	Phil	1960	1st	T	SEOAL Media
Woodgeard	Tim	1994	1st	OL/DL	SEOAL Coaches
Woodgeard	Trent	2001	1st	DL	SEOAL Coaches
Wotring	Sean	2011	1 st	WR/DB	SEOAL Coaches
Wright	Jack	1942	2nd	T	Gallipolis Tribune
Wright	Boyd	1947, 1948	2nd, 2nd	T, T	Gallipolis Tribune
Wright	Lucas	2006, 2007	1st	WR/DB	SEOAL Coaches
Wyrick	Todd	1992	1st	FB/DB	SEOAL Coaches
Yates	John	1949	1st	T	SEOAL Media
Yates	Mike	1953	HM		SEOAL Media
Yates	Chris	1997	1st	RB	SEOAL Coaches
Young	Mike	1970	HM		SEOAL Media
Zimmerman	Chad	1993, 1994	1st, 1st	WR/QB/DB	SEOAL Coaches



All-Time All-SE District Selections



L. Name	F. Name	Year	Designation	Position
Adair	Alan	1961	2nd	OL
Adams	Kelly	1979	1st	RB
Adams	Zach	2008	1st	LB
Amyx	Nick	2006	1st	OL
Angle	Michael	2007	1st	QB
Angle	Patrick	2008	1st	QB
Armstrong	Mark	1977	1st	SE
Bailey	Josh	2002	SM	
Bainter	Larry	1960	1st	QB
Barber	Roger	1979	1st	OL
Bartow	Gary	1966	1st	DB
Bateman	Wayne	1998, 1999	1st	RB
Beery	Merle	1964	1st	OL
Bennett	Jim	2000	1st	E
Berry	Ryan	1997, 1998	1st, 1st	DL, DL
Bookman	Tim	1994	SM	
Bookman	Jacob	2003	1st	OL
Breining	Jimmer	1987, 1988	1st, 1st	QB, DB
Brenning	Dale	1964	1st	RB
Brimner	Ron	1961	2nd	RB
Brooker	Mel	1966, 1967	2nd, 2nd	E, E
Brown	Bill	1991	SM	
Buckley	Zac	2015	SM	
Bumgardner	Bryce	2005, 2006	SM, 1st	DL
Burris	Brooks	1993	1st	OL
Butcher	Ryan	1996	1st	RB
Call	Steve	2002	SM	
Call	Kevin	2004, 2005	SM, 1st	RB
Castle	Colten	2019	1 st	DB
Chandler	Nathan	2010	HM	
Clark	Paul	1988	1st	RB
Clutter	Alex	1995	1st	E
Coakley	Jeremy	2001	SM	
Coakley	Justin	2004, 2005	SM, 1st	LB
Conrad	D.J.	1985	1st	E
Conrad	Joe	1999, 2000	1st, 1st	QB, QB
Conrad	John	1999, 2000	1st, 1st	QB, QB
Copley	Bill	1989, 1990	SM, SM	
Cosgrove	John	1993, 1994	1st, 1st	RB, RB
Cottrill	Mike	1968	1st	OL
Courter	Bob	1964, 1965	1st, 1st	DL, OL
Cox	Bryan	1989	SM	
Cox	Eric	1994	1st	E
Cox	Chance	2014	SM	

Crawford	Dave	1970	1st	OL
Crossley	Greg	1992	1st	RB
Culbertson	Ken	1972	1st	LB
Culbertson	Justin	1998	1st	OL
Cummin	Tyler	2018	SM	
Davidson	Brian	1971	1st	DL
Davidson	Todd	1976	2nd	LB
Dennis	Jeff	1983	1st	LB
Dicken	Jason	2001	SM	
Ellis	Tony	2006	HM	
Evans	Quinton	1995	1st	RB
Farrar	Scott	1984	1st	E
Febes	Tom	1982	1st	OL
Fisk	Arnie	1988	1st	DL
Frye	Justin	2006, 2007	1st, 1st	RB, RB
Garey	Rod	1969	2nd	LB
Gasser	John	1965	1st	DB
Gasser	Scott	1976, 1977	1st, 1st	DB, QB
Godfrey	John	1987	SM	
Gompf	Zak	2006	HB	
Graham	Eric	1988	1st	OL
Hahn	Joe	1975	2nd	OL
Hall	Sam	2017	HM	
Hankison	Jamey	2000	1st	LB
Harden	Derek	2000, 2001	SM, 1st	RB
Henestofel	Jesse	2000	1st	DB
Henthorne	Kory	2015, 2016	1 st , 1 st	OL, DL
Hilton	Curtis	1961	3rd	DB
Hinton	Josh	1997	SM	
Hodson	Carson	2020	HM	
Howdysshell	Jake	1998	SM	
Howe	Patrick	2003, 2004	SM, SM	
Hubbard	Scott	1975	1st	DB
Hughes	B.J.	2004	1st	E
Hummel	George	1963, 1964	2nd, 1st	RB, DB
Huntsberger	Jaush	2008	HM	
Jackson	Josh	1991	1st	K
Jackson	Jordan	1992, 1993	1st, 1st	K, K
Johnson	Robbie	1962, 1963	2nd, 1st	LB, QB
Johnston	Bob	1969	2nd	DB
Jurgensmier	Jordan	2010	HM	
Kemper	Chuck	1967	1st	RB
Kemper	Jim	1974	2nd	DB
Kemper	John	1977	2nd	HB
Kiger	Cameron	2005, 2006	SM, 2nd	OL
King	Tim	2010	1 st	LB
Kissling	Corey	2006, 2007	2nd, 1st	LB, LB
Kost	Nick	2012	HM	
Krannitz	Rodney	1987	1st	E
Kratzenburg	Tory	2003	SM	

Kratzenburg	Tyson	2005	1st	OL
Krebs	Rick	1970	1st	RB
Krebs	Dave	1973	1st	E
Lambert	Bryan	1990, 1991	SM, 1st	LB
Lehman	Bruce	2005	1st	OL
Little	Lane	2014, 2015	SM, 1 st	QB
Lowe	Chuck	1969	1st	RB
MacLaughlin	Carey	2008	1st	OL
Matheny	Mark	1960	2nd	OL
Mays	Mason	2008	1st	E
McBride	Bryce	'13, '14, '15	1 st , 1 st , 1 st	LB, RB
McBride	Ron	1981	1st	OL
McBride	Dave	1983	1st	RB
McCarty	Caden	2020	1st	RB
McCarty	Cory	2011, 2012	1 st , 1 st	
McCort	Jeff	1984	1st	DL
McCort	R.J.	1992	1st	OL
McKinley	Alan	1977	2nd	DT
Medina	Jose	1987	1st	DB
Miller	Beau	1996	1st	LB
Miller	Stephen	2008	HM	RB, RB
Mojzer	Mike	1972	1st	OL
Mong	Matt	2001	1st	LB
Montgomery	Derek	2010	1 st	K
Morgan	Mark	1980	1st	LB
Morgan	Clay	2007, 2008	HM, 1st	All-Purpose
Moritz	Seth	2007	1st	DB
Mowery	Rodney	1983	1st	E
Mowery	Dustin	1991	SM	
Myers	Keith	1985	1st	QB
Myers	Bobby	1994, 1995	SM, SM	
Neff	Jon	2007, 2008	HM, 1st	DL
Ogg	Jim	1980	1st	OL
Pack	Justin	2003, 2004	SM, 1st	LB
Palmer	Marc	1989	1st	LB
Peppers	Harold	1975, 1976	2nd, 2nd	RB, RB
Pierce	Henry	2019, 20	SM, 1 st	DL
Poston	Greg	1967	1st	DB
Potter	Mark	2006, 2007	1st, 1st	LB, LB
Puhl	Adam	2001	1st	K
Robers	Doug	1989, 1990	1st, 1st	OL, DL
Rogers	Paul	1999	SM	
Rohr	Austin	2002, 2003	1st, 1st	RB, RB
Rose	Curtis	1986, 1987	1st, 1st	OL, OL
Rose	Rob	2004	1st	DL
Ruff	Colton	2019	SM	
Ruggles	Mark	1979	1st	DB
Rutter	Ron	1968	2nd	OL
Schmeltzer	Isaac	2013	1 st	RB
Schmitter	Dave	1979	1st	DL

Shaw	Roger	1973	1st	RB
Shaw	Steve	1974	1st	OL
Shaw	Matt	1999	SM	
Sigler	Scott	1989	SM	
Sigler	Seth	2008	1st	DL
Smith	Greg	1971	1st	QB
Smith	Jeff Lee	1976, 1977	2nd	K
Smith	Tom	1992	1st	LB
Smith	Isaiah	2014, 2015	1 st , 1 st	E
Snider	Michael	2008	HM	
Spackey	Corey	2004	1st	QB
Spears	Stephen	2005	1st	DL
Stevens	Dick	1962, 1963	2nd, 1st	E, E
Stewart	Bob	1963	2nd	OL
Stohs	Adam	2005	1st	LB
Thompson	Roger	1980	1st	RB
Thompson	Colt	2001	1st	DL
Trowbridge	Jim	1966, 1967	2nd, 2nd	DL, DL
Trucco	Mitch	1982	1st	DB
Tucker	Brad	'75, '76, '77	1st, 1st, 1st	LB/FB/LB
Veidt	Eric	1985, 1986	1st, 1st	LB, LB
Wadsworth	Tyler	2002	1st	DL
Wallace	Alex	2007	1st	OL
Wallace	Jenson	2015, 2016	SM, SM	
Walsh	Pat	1988	1st	LB
Walton	Jarod	2003	1st	OL
Wesselhoeft	Paul	2010	1 st	DL
Westfall	Bill	1966	1st	DL
Westfall	Greg	1966	2nd	RB
Wilson	Ryan	1987	1st	LB
Wolfe	Aaron	2011	HM	
Wolfe	Kelly	1985, 1986	1st, 1st	RB, RB
Wolfe	Josh	1998	SM	
Woltz	Phil	1960	2nd	OL
Woodgeard	Tim	1994	1st	DL
Woodgeard	Trent	2001	1st	DL
Wright	Lucas	2006, 2007	1st, 1st	DB, E
Wyckoff	Chuck	1999	SM	
Yates	Chris	1997	1st	RB
Yates	Preston	2017	1 st	RB
Zimmerman	Chad	1993, 1994	1st, 1st	DB, QB



LHS All-Time Lettermen

Last Name	First Name	Yr 1	Yr 2	Yr 3	Yr 4
Abram	Zach	2018			
Achauer	Lester	1918			
Ackers	Donald	1912	1913	1914	
Ackison	Tyler	2002	2003		
Adair	Kenneth	1930	1931	1932	
Adair	Alan	1935			
Adair	Al	1960	1961		
Adair	Ken	1968			
Adams	Ted	1956			
Adams	Steve	1974	1975		
Adams	Kelly	1978	1979	1980	
Adams	Keith	1979	1980		
Adams	Alan	1982			
Adams	Steve	1987			
Adams	Zach	2006	2007	2008	
Adcock	Albert	1917	1918		
Adcock	Lawrence	1917			
Adcock	Henry	1922	1923	1924	1925
Adcock	Lawrence	1938			
Alford	Cayden	2020			
Allen	James	1924			
Allen	Marion	1930	1931		
Allen	Jack	1935			
Allen	Ian	2020			
Allison	Jason	1988	1989		
Allman	Kole	2020			
Allwine	Kevin	2013			
Ambrose	Harry	1918	1919		
Amyx	Nick	2004	2005	2006	
Anderson	A.	1947			
Anderson	Chad	1998			
Anderson	Ryan	2008			
Anderson	Nick	2018	2019		
Andy	Weston	2006	2007	2008	
Andy	Kyle	2009			
Angel	Greg	1972			
Angle	Jeff	1966	1967		
Angle	Jim	1980	1981		
Angle	Michael	2005	2006	2007	
Angle	Patrick	2007	2008	2009	
Angle	Owen	2019	2020		
Arledge	Keiton	2019	2020		
Armstrong	Mark	1975	1976	1977	
Arnett	Lloyd	1933			
Arnett	John	1989			

Arnett	Brandon	2013	2014	
Arnett	Kyle	2017	2018	
Arnold	Dale	1930		
Arnold	Chris	1984	1985	1986
Arnold	Jesse	2008		
Atkins	Josh	1996	1997	
Atkins	Nate	1997	1998	
Aurand	Josh	1996	1997	
Bacchus	Jerry	1950		
Bachus	John	1971	1972	
Bachus	Brian	1978	1979	
Bachus	Mark	1983		
Bail	Lonnie	1947	1948	
Bail	Kenny	1950		
Bailey	Josh	2000	2001	2002
Bainter	Larry	1958	1959	1960
Baker	Jack	1931	1932	
Baker	Denny	1963	1964	
Baker	Adam	2013	2014	
Baker	Garrettt	2017		
Baker	Nick	2017		
Ball	Earl	1942		
Ballinger	Lance	2010		
Banick	Josh	2013		
Banick	Dakota	2019		
Bapst	Jon	2006	2007	
Barber	Roger	1978	1979	
Barkhurst	Joel	1975		
Barkhurst	Gary	1978		
Barkhurst	Mick	1983		
Baron	Isaac	2017		
Bartholomew	Oscar	1946		
Bartow	Gary	1965	1966	
Bateman	Paul	1949		
Bateman	Wayne	1997	1998	1999
Baughman	Larry	1978		
Bauman	Dan	1966		
Bebout	Dorwell	1919	1920	
Bebout	Charles	1922	1923	
Beck	Paul	1922	1923	
Becker	Walter	1926		
Beery	Merl	1962	1963	1964
Beery	Earl	1963	1964	
Beery	Jim	1977		
Beiting	Tom	1991		
Bell	Harry	1913	1914	
Bell	John	1922		
Bell	Earl	1938		
Bell	Merl	1938		
Bell	Dave	1945	1946	

Bell	Merl	1964	1965	
Bennett	Jim	1998	1999	2000
Bennington	Kevin	1987	1988	
Beougher	Dana	1968	1969	
Berlin	Granville	1914	1915	
Berry	Mike	1968		
Berry	Kevin	1971	1972	
Berry	Kermit	2010		
Berry	Ryan	1996	1997	1998
Black	Brian	2015		
Black	Jakob	2017	2018	
Blackford	Joe	1989	1990	
Blair	Byron	1920	1921	
Blair	Cecil	1920		
Blair	James	1923	1924	
Blair	Larry	1984	1985	1986
Blair	Coy	2009	2010	
Blake	Earl	1944		
Blasius	Frank	1917		
Blosser	Foy	1927		
Blosser	Kermit	1927		
Blosser	Paul	1940		
Blosser	Bob	1952		
Blount	Tyler	2015		
Blum	Howard	1929		
Blythe	Kevin	1983		
Boals	Guy	1961		
Bondurant	John	2007		
Bookman	Tim	1992	1993	1994
Bookman	David	1995	1996	1997
Bookman	Jeremiah	1997	1998	
Bookman	Noah	2000		
Bookman	Jacob	2002	2003	
Bookman	Israel	2017	2018	2019
Boudinot	Steve	1974	1975	
Boudreau	Louis	2001	2002	
Bougher	Clyde	1939		
Bower	Cody	2005	2006	
Bowers	Richard	1945	1946	
Bowlby	Charles	2013		
Bowling	Jake	2005		
Bownes	Mason	1959		
Boyer	Steve	1994		
Boyle	Danny	2001		
Braddock	Desmond	1914	1915	
Brady	Brad	1966		
Brandon	Claude "Pete"	1939	1940	
Brandon	Bill	1956	1957	
Brandon	Michael	2000	2001	
Brandon	Allen	2005	2006	

Brandt	Richard	1932	1933	1934
Brandt	Dick	1960	1961	1962
Brandt	Jim	1963	1964	
Brandt	Doug	1988	1989	
Brandt	Rudy	1993	1994	
Branigan	Durwood	1930		
Branson	Caleb	2011	2012	
Branson	Lucas	2011		
Brashares	Carlos	1926		
Brashares	Mark	1929		
Bray	Walter	1929		
Bray	Eugene	1930	1931	
Bray	Roger	1953	1954	
Bray	Jacob	2002	2003	2004
Brehm	Tommy	1941		
Breining	Tommy	2015	2016	
Breining	Jimmer	1986	1987	1988
Brenning	Gary	1960	1961	
Brenning	Dale	1962	1963	1964
Brian	Chester	1918	1919	
Bright	Warren	1924		
Bright	Glendon	1930	1931	
Bright	Kenneth	1930	1931	1932
Bright	Steve	1958	1959	
Brimner	Ron	1960	1961	
Brimner	Dave	1972		
Brodbeck	Charlie	1976	1977	
Brooker	Mel	1965	1966	1967
Brooks	Wes	2017		
Brooks	Will	2014		
Brooks	Dalton	2020		
Brown	Charles	1953		
Brown	Don	1954	1955	
Brown	Mike	1957	1958	
Brown	Bill	1962		
Brown	Tom	1962	1963	
Brown	Harold	1965		
Brown	Dale	1968		
Brown	Don	1980	1981	
Brown	Dan	1983		
Brown	Troy	1983	1984	
Brown	Judd	1988		
Brown	Bill	1989	1990	1991
Brown	Cody	1994		
Brown	Ty	1996		
Brown	Jack	2020		
Bryan	Bill "Mutt"	1938	1939	1940
Bryant	Charles	1948	1949	
Bryant	Ed	1956	1957	
Buchanan	Jack	1994	1995	

Buchanan	Izaak	2019		
Buckles	Larry	1953		
Buckles	Ben	1954	1955	1956
Buckley	Zac	2014	2015	
Bumgardner	Bryce	2004	2005	2006
Bunthoff	Scott	1987	1988	
Burba	Mike	1994	1995	
Burcham	Ronnie	2007	2008	
Burress	Eric	1990		
Burris	Brooks	1991	1992	1993
Bush	Ed	1977		
Butcher	Larry	1993		
Butcher	Ryan	1995	1996	
Byers	Chuck	1973	1974	1975
Byers	Mike	1975	1976	
Byrd	Ted	1956		
Cadd	Quentin	1961	1962	
Call	Steven	2001	2002	2003
Call	Kevin	2003	2004	2005
Cames	Calvin	1933		
Campbell	Alfred	1912		
Campbell	Roscoe	1924	1925	1926
Campbell	Joe	1939		
Cannon	Wesley	1931		
Cannon	John	1950	1951	
Carlton	Matt	2002	2003	
Carrell	Cody	2020		
Caron	Stephen	2002		
Carpenter	Roger	1971		
Carpenter	Ryan	1991	1992	1993
Carpenter	Josh	1994	1995	1996
Carter	Kamryn	2015	2016	2017
Carter	Ray	1943	1944	
Cassady	Bob	1975		
Castle	Colten	2018	2019	
Castle	Easton	2020		
Casto	Louis	1939	1940	1941
Cavinee	Dylan	2008	2009	2010
Chamberlain	Justin	2007		
Champ	Guy	1962	1963	1964
Champ	Sean	1989	1990	
Chandler	Nathan	2008	2009	2010
Chapin	Josh	2017	2019	
Chapin	Zach	2019	2020	
Chapman	Mark	1972	1973	
Chesser	Nate	1997	1998	
Christman	Allan	1987		
Clark	John	1944	1945	
Clark	Bob	1947		
Clark	Garrett	2010		

Clark	Paul	1986	1987	1988
Clifton	Josh	2004		
Clutter	Alex	1994	1995	
Coakley	Jeremy	1999	2000	2001
Coakley	Justin	2003	2004	2005
Cocks	Nathan	2013	2014	
Cole	Sam	1931		
Cole	Maurice	1935	1936	
Cole	Tim	1973	1974	
Coleman	Michael	2004		
Collins	David	1986		
Collins	Jeff	1992		
Collinsworth	Larry	1996	1997	1998
Colliton	Cary	1993	1994	1995
Congrove	Brad	1994		
Conley	Mike	1987		
Conley	Shad	1994		
Connor	Jerry	1948		
Connor	Ron	1960	1961	
Conrad	Stanley	1937	1938	
Conrad	Tracy	1939	1940	1941
Conrad	Paul	1943	1944	1946
Conrad	Bernard	1947		
Conrad	Chuck	1967	1968	
Conrad	Larry	1983		
Conrad	D.J.	1983	1984	1985
Conrad	Chris	1991		
Conrad	Dustin	1992	1993	
Conrad	Joey	1998	1999	2000
Conrad	Johnny	1998	1999	2000
Cook	George	1919	1920	1921
Cook	Dan	1996	1997	
Cook	Cody	2003	2005	
Cook	Brian	2008	2009	2010
Copley	Bill	1988	1989	1990
Corby	John	1971	1972	1973
Cosgrove	Ken	1992		
Cosgrove	John	1992	1993	1994
Cottrill	Mike	1966	1967	1968
Courter	Bob	1963	1964	1965
Cox	Donald	1931	1932	
Cox	Dave	1977		
Cox	Bryan	1988	1989	1990
Cox	Eric	1993	1994	
Cox	Chance	2012	2014	
Cozad	Tim	2003		
Crabbe	Will	2005		
Crago	Clint	1994	1995	1996
Crane	Dave	1956		
Crawford	Elwyn	1921		

Crawford	Harold	1924			
Crawford	Dave	1968	1969	1970	
Crawford	Jeff	1987			
Crawford	Ben	1998			
Cron	Jeremy	1996			
Crosby	Jarrold	2011			
Crossley	Greg	1990	1991	1992	
Crothers	Mike	1982			
Cruise	Walter	1915			
Culbertson	Curt	1970			
Culbertson	Ken	1970	1971	1972	
Culbertson	Greg	1972	1973		
Culbertson	Justin	1996	1997	1998	
Cullison	Mark	1977			
Cummin	Tyler	2016	2017	2018	
Cummins	Brian	1984			
Curl	Mack	1932			
Dalton	Ed	1957	1958	1959	
Dalton	Steve	1959			
Dalton	Bill	1974			
Dalton	Dave	1977			
Danison	Don	1972	1973	1974	
Danison	Ron	1982	1983		
Danison	Brad	1986			
Danison	Josh	1998	1999	2000	
Daubenmier	Chuck	1960	1961	1962	
Daubenmier	Dave	1964	1965		
Daubenmier	Bob	1966	1967		
Daubenmire	Brad	1981	1982	1983	
Davidson	Craig	1970	1971	1972	
Davidson	Brian	1970	1971		
Davidson	Todd	1975	1976		
Davis	Fred	1941			
Davis	Dave	1957	1958		
Davis	Stefan	1964	1965		
Davis	Dennis	1982	1983		
Davis	Brian	1990	1991		
Dawson	Tyler	2020			
Delaplane	Max	2005	2006		
DeLong	Bill	1956	1957	1958	1959
DeLong	Evan	2012	2013		
Dement	Dakota	2016	2017		
Dement	Tyler	2009	2010		
Dennis	Ronnie	1951	1952	1953	
Dennis	Bob	1957	1958		
Dennis	Myron	1972			
Dennis	Jeff	1981	1982	1983	
Dennis	Jamie	1985	1986		
Dennis	Rusty	1988	1989		
Dennis	Sam	2006			

Dennis	Joe	2009		
Denny	Wayne	1940		
Denune	Jim	1973		
Derr	Pearl	1932	1933	1934
Derr	David	1949		
Derr	Gary	1963	1964	
Dew	Frank	1939		
DeWitt	Jacob	2019		
Dexter	Jack	1953	1954	1955
Dicken	Jason	2001	2002	
Dickerson	Nathan	1990	1991	1992
Dixon	Colton	2016		
Dixon	Zach	2011		
Dollsmatch	John	1935	1936	
Dollsmatch	Bob	1957	1958	
Donahue	Jim	1946	1947	
Donaldson	Calvin	1918		
Dougherty	Jack	1933		
Dougherty	Ed	1955		
Downs	Shawn	1997	1998	
Drake	Samuel	1921	1922	
Dress	Eric	1986	1987	
Duffy	Ronald	1956	1957	
Duncan	Clell	1922		
Dupler	Bob	1950	1951	1952
Durant	Kerwood	1930	1931	
Esteph	Will	2014		
Eberst	Charles	1922	1923	
Eberst	John	1932	1933	
Edgar	Tyler	2000	2001	2002
Edwards	Bill	1972		
Edwards	Lance	2017		
Eggers	Jeshiah	2005	2006	2007
Eichel	Leon	1924	1925	
Elick	Tom	1942		
Elick	Ron	1998	1999	2000
Ellinger	Robbie	1959	1960	
Ellinger	Dennis	1977		
Ellinger	Don	1979		
Ellis	Bucky	1949		
Ellis	Sonny	1954		
Ellis	David	1968		
Ellis	David	2001	2002	
Ellis	Tony	2005	2006	
Emerson	Bob	1950	1951	1952
Emerson	Brock	2011	2012	2013
Emerson	Fred	1954		
Emerson	Dave	1975	1976	1977
Emerson	Trevor	2000	2001	2002
England	Park	1917		

Engle	Bryan	1992		
Ervin	Francis "Jake"	1939	1940	
Erwin	Leo	1914		
Erwin	John	1915		
Erwin	Harry	1918	1919	1920
Erwin	Dave	1978		
Eshelman	Tyler	2018		
Evans	Kenneth	1932	1933	
Evans	Jamie	1988		
Evans	Quinton	1994	1995	
Fain	Mike	1972	1973	
Fain	Rick	1973	1974	
Fannin	Ben	2006		
Farrar	Scott	1983	1984	
Febes	Tom	1981	1982	
Fell	Leo	1965	1966	
Fick	Varik	2020		
Fickell	Bill	1965		
Fickle	Kerwood	1931	1932	
Fields	Cameron	2017		
Fisher	Kevin	2013	2014	
Fisk	Bob	1946	1947	1948
Fisk	Arnie	1987	1988	
Fitch	Chris	2017		
Fitzgerald	Kenneth	1922		
Fitzgerald	Bob	1934	1936	
Fitzgerald	Bob	1974		
Flohr	Aaron	1997	1998	
Foltz	Joseph	2012	2014	
Foreman	Herbert	1919	1920	1921
Fortner	Michael	2011		
Fox	Bernard	1926	1927	
Fox	Jack	1962	1963	1964
Fox	Dick	1964	1965	
Fraley	Phillip	2020		
Frasure	Caleb	2010		
Frasure	Dick	1943		
Frasure	Brice	1986	1987	
Frasure	Shane	1986		
Frasure	Michael	2006	2007	
Frasure	Sheldon	2018		
Frasure	Ian	2019	2020	
Frazier	Mickey	1958	1959	
Frazier	Scott	1982		
Frederick	Clayton	2003		
Freeman	Joe	1965		
Freeman	Bret	1978	1979	
Fridley	Josh	2010	2011	
Frye	Justin	2006	2007	
Fullerton	Matt	2000	2001	

Funk	J.R.	1991		
Funk	Duane	1992	1993	
Gabriel	Ned	1932	1933	1934
Gabriel	Don	1946		
Gabriel	Jim	1948		
Gabriel	Dee	1960	1961	
Gabriel	Jerry	1986		
Gaffin	Carl	1957	1958	
Gage	Lock	1917		
Garey	Rod	1968	1969	
Gasser	Bill	1959		
Gasser	Tom	1960	1961	
Gasser	John	1963	1964	1965
Gasser	Scott	1975	1976	1977
Gay	Junior	1980		
Geiger	Keith	1981	1982	
Geiger	Jon	2007		
Geil	Eugene	1936		
Ginunas	Zach	2006		
Glass	Tom	1952		
Glenn	Rick	1964		
Glick	Jack	1945	1946	1947
Godfrey	John	1985	1986	1987
Goldstein	Leon	1923	1924	
Goldstein	Richard	1924		
Gompf	Joe	1932	1933	
Gompf	Zak	2004	2005	2006
Gooding	Harley	1931		
Goodlive	Harry	1927		1929
Goodlive	Bill	1945	1946	1947
Goodlive	John	1951		
Goodlive	Randy	1972	1973	
Gordon	Roger	1954	1955	
Goss	Jim	1941	1942	
Goss	Paul	1942	1943	
Goss	Keith	1991		
Graft	Maynard	1919		
Gragg	Jacob	2013		
Graham	George	1939	1940	
Graham	Jack	1941	1942	
Graham	Jim	1945		
Graham	Kermit	1985	1986	
Graham	Eric	1987	1988	
Graham	Brandon	2008	2009	2010
Grandy	Eddie Joe	1950	1951	1952
Greathouse	John	1953		
Green	Jim	1950	1951	
Green	Jim	1958	1959	
Griggs	Eric	1979	1980	1981
Griggs	Zach	2008		

Grove	Mike	1980		
Grove	Dustin	1992	1993	1994
Hackworth	Jacob	2017		
Hacquard	Trace	1996		
Hahn	Joe	1975		
Halby	John	1933	1934	1935
Hall	Chris	1993	1994	
Hall	Matt	1998	1999	2000
Hall	Sam	2016	2017	2018
Hallett	Marty	1976	1977	
Hammon	Claude	1913	1914	1915
Hammond	Lester	1930		
Hammond	Bob	1962	1963	
Hand	Evans	1973		
Haney	George	1946		
Haning	Shawn	1987		
Hankison	Harvey	1922	1923	
Hankison	Brett	1992	1993	
Hankison	Jamey	1998	1999	2000
Hansel	Vaughn "Bus"	1933	1934	1935
Hansley	Kenneth	1927		
Hansley	John	1936	1937	
Hansley	John	1964	1965	1966
Hanson	Duane	1989		
Harbaugh	Melrose	1912		
Harden	Dick	1953	1954	
Harden	Derek	1999	2000	2001
Harper	Chris	2015		
Harper	Stu	2015		
Harper	Tom	1952		
Harrington	Rollin	1912		
Hart	Derek	2006		
Hartman	Joe	1942		
Hartman	Robert	1945		
Hartman	Mike	1969		
Hartman	Gene	2003		
Hartsell	Frank	1953	1954	1955
Hartman	Paul	1931		
Hayden	Tommy	2013	2014	2015
Haysmer	Harry	1995		
Hazelwood	Nick	2020		
Hedges	Dosty	2001		
Heft	Dallas	1944	1945	
Heft	Jack	1950	1951	
Heft	Tom	1953	1954	1955
Heft	Casey	2016	2017	
Heft	Brandon	2019	2020	
Heine	Bob	1946		
Heinlein	Harold	1945		
Helber	Rod	1952		

Helber	Chuck	1970	1971	
Helber	Dave	1975		
Helber	Steve	1976	1977	
Henderson	Philip	1917	1918	
Henestofel	Jesse	1999	2000	
Henthorne	Kory	2014	2015	2016
Herring	Jesse	2003		
Hiles	Lee	1947		
Hiles	Herb	1948		
Hill	Hunter	2020		
Hilton	Curtis	1960	1961	
Hinerman	Daine	1950	1951	1952
Hinton	Josh	1995	1996	1997
Hipple	Alex	1995	1996	1997
Hite	Ryan	1999	2000	
Hodson	Carter	2016	2017	
Hodson	Carson	2019	2020	
Holl	Fred	1913		
Holl	Dick	1946		
Holloway	Tim	1968		
Hood	Jacob	2009	2010	
Hoopes	Charles	1925		
Horner	Trevor	2017	2018	
Horton	Matthew	2010		
Horton	Shane	2011		
Horton	Josh	2018		
Howdyshell	Lee	1973	1974	1975
Howdyshell	Jake	1997	1998	1999
Howdyshell	Joe	2002	2003	2004
Howe	Patrick	2002	2003	2004
Hubbard	Scott	1974	1975	
Hubbard	Alex	2005		
Huffman	Matt	1974		
Huffman	John	1978	1979	
Hughes	Jack	1939	1940	
Hughes	B.J.	2002	2003	2004
Hummel	Morris	1939	1940	1941
Hummel	Jim	1941	1942	1943
Hummel	George	1962	1963	1964
Hunsaker	Andy	1983		
Huntsberger	Jonathan	2001	2002	
Huntsberger	Jaushua	2007	2008	
Hutchins	Wes	1956		
Hutchison	William	1927		
Hutchison	Tom	1954	1955	
Hutchison	Jim	1972		
Iles	Ted	1926		
Iles	Paul	1927		1929
Iles	Otto	1933		
Iles	Tom	1957	1958	

Inboden	Buck	1951			
Irvine	Marvin	1973			
Irwin	Nic	1999	2000	2001	
Jackson	Aaron	2016			
Jackson	Brad	1978			
Jackson	Josh	1991			
Jackson	Jordan	1992	1993		
Jacoby	Fred	1943	1944		
Jaggi	Bruce	1937	1938		
Jarrell	Josh	2001	2002		
Jergensmier	Fred	1914			
Johnson	Carl	1930			
Johnson	Robbie	1960	1961	1962	1963
Johnson	Pinky	1966	1967	1968	
Johnson	Randy	1975			
Johnson	Mike	1976			
Johnson	Rob	1977			
Johnston	Bill	1939	1940	1941	
Johnston	Bob	1943			
Johnston	Bob	1967	1968	1969	
Johnston	Joe	1996			
Jones	Raymond	1925			
Jones	Floyd	1929			
Jones	Harry	1935	1936		
Jones	Herb	1936	1937	1938	
Jones	Greg	1983			
Jones	Casey	1996	1997	1998	
Jordan	John	1990	1991		
Jordan	Dean	2012	2013	2014	
Jourdan	Gaven	2010			
Jurgensmier	Jordan	2008	2009	2010	
Justice	Jace	2018			
Justice	Jared	2019			
Kalklosch	Jim	1969			
Kane	Justin	2011			
Karns	Brendan	2014	2015		
Karshner	James	1933			
Karshner	Joe	1936	1937	1938	
Kazee	Bill	1971	1972	1973	
Keirns	Travis	1998	1999	2000	
Keister	Don	1943			
Kelch	Roy	1939	1940	1941	
Kellar	Butch	1975	1976		
Keller	Rexford	1925	1926		
Keller	Hugh	1931	1932		
Kemper	Chuck	1965	1966	1967	
Kemper	Jim	1972	1973	1974	
Kemper	John	1975	1976	1977	
Kemper	Ryan	2002			
Kennard	Kyle	2006			

Kennedy	Joel	2006		
Kernen	Kurt	1995	1996	
Kernen	Kasey	2002	2003	
Kernen	Kris	2009		
Kessler	Fred	1917		
Kessler	Brian	1989	1990	
Keynes	Robert	1921	1922	
Kiger	Cameron	2004	2005	2006
Kiger	Clayton	2009	2010	
Kilkenny	Chuck	1987	1988	
King	Tim	2008	2009	2010
Kinney	Charles	1945		
Kirkland	Robert	2002	2003	2004
Kisor	Sam	2017	2018	2019
Kissling	Corey	2005	2006	2007
Kitchen	Doug	1980	1981	
Kleinschmidt	Lewis	1918		
Kleinschmidt	Rudolph	1920	1921	
Kleinschmidt	Ralph	1924	1925	
Kleinschmidt	Robert	1925		
Kline	Charlie	2016		
Kline	Eric	1982	1983	
Kline	Chaz	1999	2000	2001
Klingelhafer	Andy	1995	1996	
Klingenberg	Warren	1978		
Klump	Jack	1976	1977	1978
Klump	Roger	1981	1982	
Klump	Bryan	1991	1992	1993
Knece	Rusty	2009	2010	
Koska	Danny	2010		
Kost	Nick	2011	2012	2013
Kost	Tyler	2019	2020	
Krannitz	Joe	1932	1933	
Krannitz	Charles	1949		
Krannitz	John	1950	1951	
Krannitz	Tony	1982		
Krannitz	Rodney	1986	1987	
Kratzenburg	Chad	1999	2000	2001
Kratzenburg	Tory	2002	2003	2004
Kratzenburg	Tyson	2003	2005	
Krebs	Phelps	1929		
Krebs	Rick	1969	1970	1971
Krebs	Dave	1971	1972	1973
Kreppel	Charles	1956	1957	
Krieg	William	1923	1924	1925
Krinn	Ernest	1925	1926	
Krumlauf	Harry	1924		
Krumlauf	Clarence	1933		
Kuhn	Bill	1929		
Kuhn	Pete	1947	1948	1949

Kuhn	Roger	1952	1953	1954
Kuhn	Butch	1958	1959	
Kuhn	Ron	1985		
Lambert	Bryan	1989	1990	1991
Lambert	Andy	2001		
Landis	Odis	1938		
Landis	Owen	1942		
Lange	Dick	1967		
Lanning	Eddie	2014	2015	
Larimer	Carl	1922	1923	
Larimer	Frank	1926		
Leadbetter	Ralph	1926		
Leadbetter	Bob	1952		
Leadbetter	Dennis	1959		
Lecrone	Iles	1932		
LeCroy	Donovan	2018		
Ledford	Scott	1961	1962	
Lehman	Bill	1950		
Lehman	Coy	1975		
Lehman	Rodney	1979		
Lehman	Shaun	1997	1998	
Lehman	Bruce	2003	2004	2005
Lemon	George	1923	1924	1925
Lemon	Jack	1952		
Leonard	Albert	1937		
Lewis	Isaac	2018		
Light	John	1970		
Lightfoot	Benton	1935		
Lightfoot	Brad	1978		
Lindsay	Eddie	2005		
Lindsey	Isaac	2009	2010	2011
Linton	John	1980		
Linton	Mason	2020		
Little	Landon	2016	2017	2018
Little	Lane	2013	2014	2015
Lewellen	Alex	2009		
Lewellen	Caleb	2014		
Llewellen	Tallmadge	1989	1990	
Llewellen	Shawn	1990		
Lohr	Mark	1940		
Lohr	George	1946		
Long	Kelly	2009	2010	
Lowe	Chuck	1968	1969	
Lynch	George	1965	1966	
Lytle	Charles	1926		
MacDonald	Eric	1987	1988	
Mace	Garrett	2017	2018	2019
MacLaughlin	Cary	2006	2007	2008
Madison	D.J.	2014		
Magdich	Aaron	2017	2018	

Magle	Roy "Bud"	1943	1944	1945
MaGuire	Taylor	2007	2008	
Maibach	Jeff	1994	1995	1996
Maniskas	Nick	1986	1987	1988
Maniskas	Nick	2011	2012	2013
Manley	Dylan	2010	2011	2012
Manter	Greg	1995	1996	
March	Nick	1980		
Martin	William	1918		
Martin	Elder	1926		
Martin	Dick	1949		
Martin	Andy	2001		
Martin	Keith	2013	2014	
Mason	Floyd	1934	1935	
Masteller	Rodd	1984		
Matheny	Dan	1960		
Matheny	Mark	1960		
Matheny	Randy	1970	1971	
Mauk	Don	1948	1949	
May	Gale	1956		
May	Ron	1959	1960	
Mays	Mason	2007	2008	2009
Maze	Frank	1946		
McBride	Joe	1935		
McBride	Bob	1937	1938	1939
McBride	Mike	1957		
McBride	Bill	1980	1981	
McBride	Ron	1980	1981	
McBride	Dave	1981	1982	1983
McBride	Bryce	2012	2013	2014 2015
McBroom	John	1946		
McBroom	Rory	1969	1970	
McCann	Austin	2006		
McCarty	Cory	2010	2011	2012
McCarty	Caden	2019	2020	
McClain	Jerry	1973		
McClanahan	John	1979		
McClelland	Jonny	2019	2020	
McClure	Steve	1970		
McClure	Mike	1970		
McCort	Jeff	1983	1984	
McCort	Scott	1984	1985	1986
McCort	R.J.	1990	1991	1992
McCray	T.J.	2008	2009	
McDaniel	Bill	1978	1979	
McDaniel	Zach	2007	2008	2009
McDonald	Brian	1980	1981	
McFadden	John	1969		
McGlothlin	Josh	1988		
McGomery	Tyler	2007		

McGonagle	Ed	1926		
McGonagle	Jim	1941		
McGraner	James	1942		
McIntosh	Terry	1981	1982	
McIntosh	Mike	1990	1991	
McKinnis	Kalyb	2013		
McKinley	Alan	1977		
McLain	Jim	1946	1947	
McLaughlin	Frank	1954	1955	
McManaway	Bob	1960		
McManis	Andrew	2008		
McMillin	Ronald	1931	1932	1933
McMillin	Allen	1934		
McMullen	Ray	1931	1932	1933
McQuade	Jim	1945		
McQuaid	Joe	1951		
Meadows	Doug	1972		
Medina	Jose	1985	1986	1987
Mellinger	Matt	1992	1993	
Merritt	Kyle	2003		
Metzler	Brandon	2002		
Meyer	TJ	2015	2016	
Meyer	Heine	1956	1957	
Micochero	Domonic	2014	2015	
Miller	Charles	1929		
Miller	Charles	1930		
Miller	Aubrey "Junior"	1950	1951	
Miller	Jack	1960		
Miller	David	1964		
Miller	Chris	1969	1970	1971
Miller	Aaron	1979		
Miller	Matt	1989		
Miller	Brian	1991	1992	1993
Miller	Beau	1995	1996	
Miller	Scott	1995	1996	
Miller	Isaac	1996	1997	
Miller	Stephen	2007	2008	
Miller	Carson	2019		
Minic	Terry	1952	1953	
Minor	Jeremy	2015	2016	
Mitchell	Robbie	1978		
Mock	Fred	1955		
Moder	Ron	1974		
Mojzer	Mike	1970	1971	1972
Mong	Matt	1999	2000	2001
Monk	Jim	1953	1954	1955
Monk	Gale	1958	1959	
Monk	Roger	1971		
Montgomery	Dave	1998	1999	2000
Montgomery	Derek	2009	2010	

Moore	Darren	2006		
Moore	Justin	2011	2012	
Moorehead	Byron	1915	1917	
Moorehead	Jim	1942		
Moorehead	Bill	1943		
Morgan	Gene	1955	1956	1957
Morgan	Steve	1973	1974	
Morgan	Mark	1978	1979	1980
Morgan	Jeff	1982		
Morgan	Clay	2006	2007	2008
Moritz	Seth	2005	2006	2007
Morris	Jonas	1939		
Mowery	O'Neil "Peck"	1939		
Mowery	Delmar "Red"	1942		
Mowery	Beeman	1943	1944	
Mowery	Glenn	1943	1944	
Mowery	Dale	1945	1946	1947
Mowery	Leroy "Tick"	1947		
Mowery	Steve	1962	1963	1964
Mowery	Rodney	1982	1983	
Mowery	Colin	1990	1991	
Mowery	Dustin	1990	1991	
Mowery	Hunter	2018		
Mulford	Allen	2010	2011	2012
Mundy	Bill	1964	1965	
Mundy	Tim	1970		
Murphy	Jeff	2008	2009	
Music	Jack	2011	2012	
Mustard	Justin	2019	2020	
Myers	Caleb	2011	2012	2013
Myers	Francis	1924	1925	
Myers	Don	1943		
Myers	Dave	1948		
Myers	Rudy	1957	1958	
Myers	Rob	1972	1973	1974
Myers	Jerry	1977		
Myers	Tim	1978	1979	
Myers	Keith	1983	1984	1985
Myers	Jim	1991	1992	1993
Myers	Bobby	1993	1994	1995
Myers	Casey	1994		
Myers	Levi	2003	2004	
Needs	Jesse	2012	2013	
Neff	Jon	2006	2007	2008
Nelson	Eddie	1935	1936	1937
Nelson	Walter	1948	1949	
Nelson	John	1958	1959	
Nelson	Bob	1961	1962	
Nelson	Terry	1966		
Nelson	Bob	1975		

Nelson	Randy	1987		
Nelson	Riley	2015	2016	
Newlon	Walt	1971	1972	
Newman	Harry	1913	1914	1915
Newman	Theodore	1917		
Newman		1919		
Newman	Clyde	1924		
Nihiser	Adonis	1917		
Nihiser	Harold	1946		
Nihiser	Brian	1972		
Nihiser	John	1981		
Nihiser	Tim	1983		
Nixon	Harold	1943		
Notestone	Charles	1929	1930	
Nutter	Kevin	2000		
Oblinger	Paul	1947		
Oblinger	Pete	1948		
Ochs	Cody	2008		
O'Donnell	Francis	1946		
Ogg	Randy	1975		
Ogg	Jim	1978	1979	1980
Ogg	Jeff	1981	1982	
Ogg	Jonathan	1995	1996	
Ogle	Dick	1980		
Ogle	Jasen	1999	2000	
Ogle	Hickory	2002		
Oliver	Hickory	1961	1962	
Pack	Justin	2002	2003	2004
Page	Mike	1970	1971	
Palmer	Marc	1987	1988	1989
Palmerton	Trey	1983	1984	1985
Parry	John	1942		
Parry	Curt	1966		
Patchen	William	1925		
Paulsen	Charles	2011	2012	2013
Pennington	Aaron	1996		
Penrod	Austin	1996		
Penrod	Alex	2000	2001	
Peppers	Harold	1974	1975	1976
Perez	Coty	2008		
Perry	Tim	1972		
Perry	John	1982		
Pettit	Charles	1930		
Phelps	Steve	1967		
Phelps	Paul	1994	1995	
Phillips	Christian	2015		
Phillips	Joe	1981	1982	
Phillips	Matt	1992		
Phillips	Casey	2013	2014	
Phillips	Austin	2014		

Pickett	Larry	1956		
Pierce	Henry	2018	2019	2020
Pierce	Simon	2020		
Pippen	Jonathan	2002		
Poindexter	Nick	2003	2004	
Poling	Tony	1975	1976	1977
Poling	Nate	2009	2010	
Poling	Traten	2019	2020	
Pond	Phil	1945		
Porter	Keith	1971	1972	
Porter	Glen	1972		
Poston	Greg	1966	1967	
Potter	Mark	2005	2006	2007
Powers	Larry	1955		
Powers	Mike	1977		
Prewitt	Bill	1961	1962	
Price	Dick	1934		
Price	Tom	1954		
Price	Kelly	1972		
Price	Carl	1977		
Price	Tom	1993		
Proctor	Greg	2006		
Puchta	Mike	1997		
Pugh	Rusty	2010		
Puhl	Adam	2000	2001	
Rafferty	B.	1947		
Ralston	Bob	1934	1935	1936
Rammell	Mike	1955		
Rardain	George	1984		
Rardain	Josh	2013	2014	2015
Rau	Mike	1981		
Rauch	Jack	1942		
Rauch	Dave	1970	1971	
Reasoner	Lawrence	1919	1920	1921
Redd	Jim	1987	1988	1989
Redd	Dave	1990	1991	
Reed	Will	1984		
Reed	Robert	2009		
Reiber	John	1990		
Resler	Max	1999	2000	2001
Resler	Cole	2002	2003	2004
Richards	Robert	1945		
Richards	Jim	1950		
Richardson	Jim	1935	1936	1937
Richardson	Jim Bob	1968	1969	
Riches	Jeremy	2002		
Ricketts	Chad	1992	1993	1994
Ricketts	Chuck	1994		
Ridd	David	1976		
Riggs	Rudy	1982		

Rinehart	Kevin	2001	2002		
Risch	Bob	1956	1957	1958	
Risch	Clay	2016	2017	2018	
Robers	Doug	1988	1989	1990	
Roberts	George	1920	1921		
Roberts	Ralph	1924			
Roberts	Francis	1924	1925		
Roberts	Bernard	1927			
Roberts	Ray	1927		1929	
Roberts	Danny	1939			
Roberts	Larry	1951	1952		
Roberts	Dave	1954	1955	1956	
Roberts	Tim	1961			
Robinson	Bob	1941			
Robinson	Jim	1972	1973		
Robinson	Mike	1975			
Robinson	Ray	2003	2004		
Robinson	Ralph	2007	2008	2009	
Robison	Dustin	1998	1999		
Rochester		1920			
Rodgers	Barry	1983	1984		
Rogers	Paul	1997	1998	1999	
Rohr	Austin	2001	2002	2003	
Rohrer	John	1930			
Rolan	Mark	1976	1977		
Rooker	Cymon	2016	2017		
Roop	Shane	1987			
Rose	Curtis	1985	1986	1987	
Rose	Rob	2002	2003	2004	
Rudolph	William	1915			
Ruff	Conner	2016	2017	2018	2019
Ruff	Colton	2016	2017	2018	2019
Ruff	John	1980	1981		
Ruff	Jeff	1984	1985	1986	
Ruggles	Mark	1979			
Russell	Bobby	2007	2008	2009	
Rutter	Larry	1953	1954		
Rutter	Ron	1966	1967	1968	
Rutter	Matt	2001			
Rutter	Jordan	2007	2008	2009	
Sauer	Bill	1931			
Saunders	Matt	1984	1985		
Saving	John	1949			
Saxton	Bill	1948			
Scaparotti	Mike	1972	1973		
Scarberry	Austin	2011	2012	2013	
Schein	Bob	1949			
Schleup	Josh	2003			
Schmeltzer	Isaac	2011	2012	2013	
Schmidt	Dick	1957			

Schmitter	Bob	1943	1944	1945	
Schmitter	Bob	1969	1970		
Schmitter	Mark	1973	1974	1975	
Schmitter	Kurt	1978			
Schmitter	Dave	1979			
Schmitzer	Bill	1992			
Schneider	Alex	2010	2011		
Schneider	David	2007	2008		
Schneider	Nick	2012	2013		
Schrader	Anthony	1919	1920	1921	
Schrader	Ralph	1922	1923		
Schrader	Charles	1950	1951		
Schrader	Francis	1956	1957		
Schrader	Mike	1979			
Schrader	Mike	1980			
Schultz	Keith	1956			
Schultz	Leo	1963	1964	1965	
Schwartz	Duane	1957	1958	1959	
Scott	Cecil	1940			
Scott	Bill	1942			
Sellards	Brian	2010			
Semancik	Anthony	2008			
Sexton	Michael	2003	2004		
Sharb	Jordan	2010	2011		
Sharb	Mike	1982	1983		
Shaw	Hugo	1912	1913	1914	1915
Shaw	Pearl	1927		1929	
Shaw	Bill "Pealie"	1932	1934		
Shaw	Bill	1937	1938	1939	
Shaw	Bill	1968	1969		
Shaw	George	1970	1971		
Shaw	Roger	1971	1972	1973	
Shaw	Steve	1972	1973	1974	
Shaw	Paul	1977	1978		
Shaw	Matt	1986	1987		
Shaw	Matt	1997	1998	1999	
Sheeler	Bob	1944			
Sheets	Kenneth	1930	1931		
Shepard	Mark	1990			
Shephard	Harold	1929			
Shirey	Derek	2007	2008		
Showalter	Joe	1998			
Shriner	Wallace	1935	1936		
Shriner	Doug	1961			
Sigler	Don	1951			
Sigler	John	1960			
Sigler	Dean	1970			
Sigler	Don	1970	1971		
Sigler	Mike	1974			
Sigler	Chris	1980	1981		

Sigler	Scott	1987	1988	1989
Sigler	Matt	1998	1999	2000
Sigler	Seth	2006	2007	2008
Sigler	Ryan	2007	2008	2009
Simmons	Lloyd	1963	1964	
Simmons	Jim	1967		
Simms	Bob	1949		
Simpson	Kenny	2010		
Simpson	Michael	2010	2011	
Sinnott	Tony	1978		
Sinnott	Cameron	2006		
Skaggs	Kyle	2007		
Skinner	John	1974		
Skinner	Brandon	2014	2015	
Skiver	Dick	1948		
Sloan	Eugene "Pete"	1918	1919	
Smart	Marvin	1957	1958	
Smart	Paul	1958	1959	
Smart	Dwight	1969		
Smart	John	1971	1972	1973
Smathers	Dennis	2013		
Smith	Evan	1917		
Smith	Lorentz	1920		
Smith	Ramon	1934		
Smith	Junior	1936	1937	
Smith	Bill	1940		
Smith	Allen	1945		
Smith	Dick	1947		
Smith	Dick	1951	1952	1953
Smith	Mike	1961	1962	1963
Smith	Tim	1966		
Smith	Jeff	1969	1970	
Smith	Greg	1969	1970	1971
Smith	Jeff	1975	1976	
Smith	Jeff Lee	1975	1976	1977
Smith	Brad	1980		
Smith	John	1987	1988	1989
Smith	Tom	1990	1991	1992
Smith	Ryan	1993	1994	
Smith	Nick	1997		
Smith	Kevin	2007	2008	2009
Smith	Gabe	2013		
Smith	Isaiah	2013	2014	2015
Smyers	Chris	2014		
Snider	Michael	2007	2008	2009
Snyder	Bob	1936	1937	1938
Snyder	Bob "Kirby"	1940		
Sole	Joey	1992	1993	
Soliday	Earl	1921		
Soliday	Ron	1947	1948	

Solon	Donald	1920	1921		
Solon	Howard	1926			
Souders	Bruce	1980			
Souders	Shane	2016			
Sowers	Ralph	1993	1994		
Spackey	George	1937			
Spackey	Corey	2003	2004		
Sparnon	Stanley	1912			
Spatar	Braeden	2017	2018	2019	
Spears	Stephen	2003	2005		
Specht	John	1974	1975		
Spelock	Kyle	2015			
Spence	Jeff	1974	1975	1976	
Spence	John	1978	1979		
Spence	Jack	1982			
Spence	Matt	1983			
Spencer	Donald	1927			
Spicer	Ron	1961			
Spicer	Ron	1979			
Spicer	Doug	1982			
Spohn	Jon	2003	2004	2005	
Sprang	Don	1940			
St. Clair	Harry	1923			
St. Clair	Raymond	1925			
St. Clair	Ralph	1931			
St. Clair	Charles	1952	1953		
St. Clair	Jim	1954	1955	1956	
Stiffarm	Dakota	2016	2017		
Stamper-					
Norman	Cody	2015			
Starner	Gary	1959			
Starr	Jason	2002	2003		
Steele	Jim	1937	1938		
Stevens	Ken	1956	1957		
Stevens	Dick	1961	1962	1963	
Stevens	Dominick	2013			
Steward	Bryan	1995	1996		
Stewart	Bill	1943	1944		
Stewart	Terry	1956	1957	1958	
Stewart	Bob "Big Daddy"	1960	1961	1962	1963
Stewart	Frank	1966			
Stewart	Jeff	1971			
Stewart	Guy	1973			
Stewart	Mike	1979	1980		
Stiers	Manning	1913			
Stiers	Joe	1917			
Stilwell	Colton	2014	2015		
Stimmel	Jim	1961	1962		
Stivison	Paul	1941			
Stohs	Adam	2003	2004	2005	

Stone	Floyd	1923		
Stoneburner	Jon	2003		
Stoughton	John	1920	1921	
Straine	Leroy	1918		
Strait	Lynn	1955	1956	1957
Strawn	Marion	1936		
Strubble	Charles	1917		
Struble	Robert	1921		
Struble	Robert	1922	1923	
Stuart	Gary	1959		
Stump	George	1958	1959	
Sturgell	Josh	2001	2002	2003
Sturgell	Brayden	2020		
Summers	Mike	1972	1973	
Sundgren	Ashton	2005	2006	
Swaim	Ron	1950		
Swaim	Graham	1955	1956	
Swaim	Ron	1977	1978	
Swaim	Korey	2008	2009	
Sweezy	Therman	1933		
Tackett	Bub	1989		
Talbott	David	2016	2017	
Taulbee	Hubert	1970		
Taulbee	Sam	1977		
Taulbee	Keith	1988	1989	
Taulbee	Ben	1995	1996	1997
Teal	Jon	2009	2010	
Terrel	Waldo	1934		
Terrel	Dalton	1937		
Thomas	Harry	1912		
Thomas		1919		
Thomas	Joe	1936	1937	1938
Thomas	Bob	1950	1951	1952
Thomas	Dave	1974		
Thomas	Drew	1994	1995	1996
Thome	George	1927		
Thompson	Earl "Clyde"	1938		
Thompson	Roger	1978	1979	1980
Thompson	Nick	1996	1997	
Thompson	Colt	1999	2000	2001
Thompson	Brock	2008	2009	
Thompson	Alex	2020		
Thorne	Sammy	1929		
Thrush	Ernie	1980		
Thurness	Bernard	1912		
Tignor	Chris	2001		
Tipton	George	1940		
Tipton	Frank	1961	1962	
Tom	Leonard	1927		
Tootle	Dustin	2007		

Travis	Steve	1994		
Travis	Matt	1996	1997	
Tritsch	Ben	1912		
Trowbridge	Bob	1964	1965	
Trowbridge	Jim	1966	1967	
Trowbridge	Mark	1973	1974	
Trucco	Mitch	1980	1981	1982
Tucker	Brad	1975	1976	1977
Tucker	Mark	1978		
Turner	Ray	1985		
Tutwiler	Garrett	2010	2011	2012
Ucker	Jack	1934	1935	
Ucker	Paul	1943		
Valkinburg	Caleb	2008	2009	
Van Bibber	Mark	1983	1984	
Vanover	Ed	1982	1983	
Vargas	Mario	2004		
Vasko	Parker	2019		
Veidt	Eric	1984	1985	1986
Veidt	Ty	1990	1991	
Vincent	Logan	2019		
Visintainer	Al	1954		
Visintainer	Mike	1994		
Voits	Dzillis	1956	1957	
Vollmer	Richard	1953	1954	
Vorhees	Justin	2005		
Voris	Francis	1943		
Voris	Bill	1949	1950	
Wadsworth	Tyler	2000	2001	2002
Wagner	Nathan	2003	2004	
Walke	Bryan	1981	1982	
Walker	Mike	1968	1969	
Walker	Ron "Squeak"	1986	1987	
Walalce	Jenson	2015	2016	
Wallace	Lester	1942		
Wallace	Eddie	1946	1947	1948
Wallace	Leo	1947	1948	
Wallace	Bob	1974		
Wallace	Alex	2005	2006	2007
Wallenburg	Mark	1997		
Walsh	Jack	1932		
Walsh	Bob	1942		
Walsh	Mike	1964		
Walsh	Pat	1972	1973	1974
Walsh	Pat	1986	1987	1988
Walsh	Mike	1987	1988	
Walsh	Jordan	2002	2003	2004
Walsh	Brady	2015	2016	2017
Walsh	Quinn	2019	2020	
Walter	Nick	2004	2005	

Walton	Mike	1979		
Walton	Jared	2002	2003	2004
Wardwell	Doyen	1913		
Warner	Jack	1946	1947	
Warren	Tom	1990	1991	
Watkins	Ty	1976		
Watson	George	1918	1919	
Watson	Henry	1920	1921	
Waugh	Grant	2006	2007	
Weaver	Jason	1992	1993	
Weaver	Jeromy	2016	2017	2018
Weiland	Tom	1942		
Welker	Lane	2020		
Wells	Don	1946		
Wells	Larry	1957	1958	1959
Wells	John	1960	1961	1962
Wells	Nick	1995	1996	1997
Wesselhoeft	Nathan	2007		
Wesselhoeft	Paul	2010	2011	
Wesselhoeft	Reggie	2012	2013	
West	Tom	1964		
West	Bob	1965		
West	Greg	1966	1967	
West	Curtis	2007		
Westfall	Bill	1965	1966	
Whalen	Scott	1982	1983	
Whitcraft	Wayne	1929		
Wilkins	Eric	1988		
Wilkins	Jason	1996		
Willage	Lawrence	1915		
Willard	Cory	1990		
Williams	Carlton	1926		
Willis	Ron	1953	1954	1955
Wilson	Claude	1934		
Wilson	Albert	1944		
Wilson	Ken	1968		
Wilson	Ryan	1985	1987	
Wilson	Keith	1994		
Wilson	Charlie	1996	1997	
Wilson	Jesse	2004	2005	2006
Wilson	Corey	2014	2015	
Wilson	Tucker	2017		
Witt	Jeff	1985	1987	
Wolfe	Aaron	2010	2011	
Wolfe	Anderson	2016		
Wolfe	Cody	2016		
Wolfe	Kelly	1984	1985	1986
Wolfe	Craig	1985	1986	1987
Wolfe	Ryan	1994	1995	1996
Wolfe	Josh	1997	1998	1999

Wolfe	Jacob	2002	2003	2004
Wolfe	Brad	2005	2006	
Wolfe	Colton	2013		
Wolfe	Trevor	2018		
Wolfe	Aaron	2018		
Woltz	Phil	1959	1960	
Woltz	Terry	1978		
Woltz	Lenny	1981	1982	
Woltz	John	1985		
Woltz	Zach	1998	1999	2000
Wood	Brody	2018		
Woodgeard	William	1927		
Woodgeard	Ray	1933		
Woodgeard	Tim	1992	1993	1994
Woodgeard	Trent	1999	2000	2001
Woodruff	Walter	1936		
Wotring	Sean	2010	2011	
Wright	Wayne	1917		
Wright	Howard	1922	1923	
Wright	Harold	1923		
Wright	Jack	1941	1942	
Wright	Boyd	1946	1947	1948
Wright	Lucas	2005	2006	2007
Wright	Tomas	2015		
Wyckoff	Chuck	1998	1999	
Wyckoff	Trevor	2017	2018	2019
Wykle	Ryan	1998	1999	2000
Wyrick	Austin	2010		
Wyrick	Todd	1991	1992	
Yanko	Mark	2006		
Yates	Donald	1931		
Yates	John	1948	1949	
Yates	Mike	1952	1953	
Yates	Chris	1997		
Yates	Noah	2001	2002	
Yates	Casey	2002		
Yates	Preston	2016	2017	2018
Yaw	Pete	1954		
Yontz	Ralph	1912	1913	1914
York	Kerry	1983	1984	
Young	Mike	1968	1969	1970
Young	Don	1978		
Young	Jacob	2012		
Zagoric	Blaise	2018		
Zanner	Ray	1927		1929
Zanner	Eric	1972	1973	
Zickafoose	Bob	1973		
Zimmerman	Chad	1992	1993	1994
Zink	Chris	1997		



Top 10 LHS Traditions



Below are the top 10 traditions related to Logan High School football, as chosen by LoganFootball.com.

Tradition

10. - *The Robert Dee Gabriel Memorial Color Guard.* They present the colors before each home game, a unique part of the Chieftain pre-game, and just another aspect that makes Football Fridays on the Hilltop special.

9. - *Tomahawk Award Stickers.* These stickers were first given out in the late-1960s. The decals have changed over time, but they decorate Chieftain helmets to this day.

8. - *Hitting the "WIN" sign as the team leaves the locker room.* The origin of the "WIN" sign is unknown, but every kid who walks into the locker room knows its importance. Even if you're walking out for gym class, it's hard not to put your fist on the sign.

7. - *The Pre-Game Pile Jump.* Following the run through "Tunnel 'L'," members of the Varsity football team form a mass of purple while the last couple of players, usually captains and seniors, jump on top of the pile to give final words of encouragement.

6. - *Singing the LHS Fight Song after every win.* Following every win, the Chieftains gather at mid-field to sing the LHS Fight Song. This is especially sweet after victories over rivals on the road or after clinching the SEOAL title at home.

5. - *Willie Dicken's "Touchdown, Logan."* Following every Logan touchdown, two famous words shout over the loudspeakers at Bill Sauer Field, *Touchdown, Logan!*

4. - *Fast Entrance. The Logan Marching Chieftains signature entrance.* One of the most unique spectacles in all of high school sports. Helps define Friday Nights on the Hilltop.

3. - *Victory Bell.* We're still researching the origins of the LHS Victory Bell that rings out following every Chieftain Victory. Following the singing of the LHS Fight Song, the boys sprint to the East Gates to let the sweet sound of victory ring!

2. - *Senior Walk.* Starting by the Seniors of 2001, following the final home game, all the seniors join arms and take one final walk across Bill Sauer Field. Although it is a new tradition, it's one that has grown quickly. It's a bitter sweet moment and a fitting end to a long journey.

1. - *Tunnel "L."* If you talk to current or former players, they'll tell you there is no bigger rush than running through the Logan Marching Chieftain's "Tunnel 'L'" just before kick-off. With thousands of fans on their feet, it's one of the loudest moments of the evening.

All-Time SEOAL Standings

School	Games	Wins	Losses	Ties	Titles	Years in League	Winning Pct
Ironton Fighting Tigers (1925)	157	124	29	4	13	26 (1)	.802
Logan Chieftains	555	355	182	18	26	90	.656
Zanesville Blue Devils(2006)	20	13	7	0	0	3 (14)	.650
Jackson Ironmen	568	338	208	22	25	92 (18)	.614
Gallipolis Blue Devils	567	325	222	20	17	91 (17)	.591
Chillicothe Cavaliers (2006)	43	24	19	0	0	7 (16)	.558
Meigs Marauders (1967)	102	53	47	2	1	15 (3)	.529
Athens Bulldogs	519	254	247	18	12	80 (4)	.507
New Boston Glenwood Tigers (1927)	46	20	21	5	0	10 (5)	.489
Point Pleasant Big Blacks (1996)	54	26	28	0	0	8 (6)	.481
Portsmouth Trojans (1925)	67	31	36	0	1	12 (2)	.463
Pomeroy Panthers (1926)	261	107	133	21	1	40 (7)	.450
Middleport Yellow Jackets (1929)	252	108	134	10	9	38 (8)	.448
Wellston Golden Rockets (1925)	383	140	222	21	6	57 (9)	.393
Warren Local Warriors (1986)	169	59	110	0	1	30	.349
Marietta Tigers (1985)	151	52	99	0	3	26 (15)	.344
River Valley Raiders (1994)	54	11	43	0	0	8 (10)	.204
Nelsonville Greyhounds (1925)	276	44	220	12	0	42 (11)	.181
Waverly Tigers (1970)	88	15	72	1	0	13 (12)	.176
Nelsonville-York Buckeyes (1967)	20	1	19	0	0	3 (13)	.050

- 1) Left the league from 1930-1967, rejoined from 1968-1984, rejoined in 2006, left following 2009
- 2) Left the league following the 1927 season, rejoined in 2006, left following 2014
- 3) Left the league following the 1982 season
- 4) Left the league from 1928-1930, rejoined in 1930; left following the 2007 season
- 5) Left the league following the 1936 season
- 6) Left the league following the 2003 season
- 7) Consolidated with Middleport and Rutland in 1967 to form Meigs
- 8) Consolidated with Pomeroy and Rutland in 1967 to form Meigs
- 9) Left the league following the 1981 season
- 10) Left the league following the 2001 season
- 11) Consolidated with Murray City, Buchtel, and York in 1967 to form Nelsonville-York
- 12) Left the league following the 1982 season
- 13) Left the league following the 1969 season
- 14) Left the league following the 2008 season
- 15) Left the league following the 2010 season
- 16) Left the league following the 2012 season
- 17) Left the league following the 2015 season
- 18) Left the league following the 2016 season

SEOAL Champions By Year

Year	Team	Rec.	H. Coach	Year	Team	Rec.	H. Coach
1925	Athens	5-0	H. Wise	1974	Ironton	7-0	B. Lutz
1926	Portsmouth	6-0	R. Hopkins	1975	Ironton	7-0	B. Lutz
1927	Jackson	6-0-1	T. Roberts	1976	Ironton	6-1	B. Lutz
1928	Wellston	5-0-1	R. Roach		Logan	6-1	B. Biggers
1929	Jackson	5-0-2	T. Roberts	1977	Logan	7-0	B. Boynton
	Middleport	5-0-1	C. Battyn	1978	Ironton	6-0	B. Lutz
1930	Middleport	6-0	C. Coffee	1979	Ironton	6-0	B. Lutz
1931	Gallipolis	7-0	L. Myers	1980	Ironton	6-0-1	B. Lutz
1932	Gallipolis	6-0	L. Myers		Jackson	6-0-1	T. Adsit
	Jackson	5-0	D. Lee	1981	Ironton	7-0	B. Lutz
1933	Middleport	5-0	C. Battyn	1982	Ironton	6-0	B. Lutz
1934	Logan	5-0	J. Longley	1983	Ironton	4-0	B. Lutz
	Middleport	6-0	C. Battyn	1984	Ironton	3-1	B. Lutz
1935	Middleport	6-0	W. Priode	1985	Gallipolis	4-0	B. Saunders
1936	Wellston	5-0	T.C. Davies	1986	Gallipolis	5-0	B. Saunders
1937	Wellston	6-0	T.C. Davies	1987	Logan	5-0	C. Perry
1938	Jackson	6-0-1	H. Watts	1988	Logan	5-0	C. Perry
1939	Jackson	6-1	H. Watts	1989	Athens	4-1	B. Gasser
	Logan	6-1	T. Bender		Logan	4-1	C. Perry
	Middleport	6-1	M. McCuen	1990	Athens	3-2	B. Gasser
1940	Jackson	6-0-1	H. Watts		Gallipolis	3-2	B. Saunders
1941	Logan	7-0	T. Bender		Jackson	3-2	L. Blackstone
1942	Middleport	6-0-1	M.H. Fowler		Marietta	3-2	S. Sayre
1943	Athens	7-0	S. Gilmore	1991	Logan	4-1	D. Amyx
1944	Athens	7-0	S. Gilmore		Marietta	4-1	S. Sayre
1945	Middleport	7-0	F. Bachtel	1992	Gallipolis	4-1	B. Saunders
1946	Athens	7-0	H. Lackey		Jackson	4-1	L. Blackstone
1947	Gallipolis	7-0	J. Halderman		Logan	4-1	D. Amyx
1948	Gallipolis	7-0	J. Halderman	1993	Gallipolis	5-0	B. Saunders
1949	Athens	5-1-1	H. Lackey	1994	Logan	6-0	D. Amyx
	Middleport	5-1-1	F. Bachtel	1995	Gallipolis	5-1	B. Saunders
1950	Athens	7-0	H. Lackey		Jackson	5-1	J. Reynolds
1951	Wellston	7-0	B. Wilson		Warren	5-1	M. Devol
1952	Logan	5-0-1	D. Diller	1996	Jackson	7-0	J. Reynolds
1953	Jackson	7-0	G. Slaughter	1997	Jackson	7-0	J. Reynolds
1954	Jackson	7-0	G. Slaughter	1998	Jackson	6-1	R. Layton
1955	Jackson	6-1	G. Slaughter		Logan	6-1	D. Amyx
	Pomeroy	6-1	A. Cilo	1999	Logan	7-0	D. Amyx
1956	Jackson	6-1	G. Slaughter	2000	Logan	7-0	D. Amyx
1957	Wellston	7-0	J. Malmisur	2001	Logan	7-0	D. Amyx
1958	Logan	6-1	M. Adams	2002	Gallipolis	5-1	M. Bokovitz
	Wellston	6-1	B. Brennan		Marietta	5-1	B. Spicer
1959	Jackson	6-1	J. Dudding	2003	Gallipolis	6-0	M. Bokovitz
1960	Gallipolis	7-0	C. Stobart	2004	Gallipolis	4-1	M. Bokovitz
1961	Jackson	7-0	T. Osborne		Logan	4-1	D. Amyx
1962	Gallipolis	7-0	J. Olcott	2005	Logan	5-0	D. Amyx
1963	Logan	7-0	M. Adams	2006	Logan	7-0	D. Amyx
1964	Logan	7-0	M. Adams	2007	Logan	7-0	D. Amyx
1965	Athens	7-0	D. Eskey	2008	Logan	6-0	D. Amyx
1966	Athens	6-1	D. Eskey	2009	Logan	5-0	D. Amyx
1967	Meigs	6-0	C. Chauncey	2010	Jackson	6-0	A. Hall
1968	Athens	6-0-1	D. Eskey	2011	Jackson	5-0	A. Hall
1969	Jackson	7-0	B. Buckles	2012	Gallipolis	5-0	M. Eddy
1970	Gallipolis	7-0	J. Ecker	2013	Logan	4-0	B. Burke
1971	Athens	6-1	G. Inbody	2014	Jackson	4-0	A. Hall
	Ironton	6-1	B. Bruney	2015	Jackson	3-0	A. Hall
1972	Ironton	7-0	B. Lutz	2016	Jackson	2-0	A. Hall
1973	Ironton	7-0	B. Lutz				

