



Logan Chieftains

0-4 (0-0)

VS



Nelsonville-York Buckeyes

2-2 (1-0)

Friday Sept. 23, 2016

Logan Chieftain Stadium – Logan, OH

**Table of Contents**

Pg. 2	Logan Chieftain Stadium Records
Pg. 3	“The Last Time...”
Pgs. 4-5	LHS Varsity Schedule and Match-up Facts
Pgs. 6-7	Logan Varsity Roster, Coaches, FactsJV/Frosh Schedules
Pgs. 8-9	N-YHS Varsity Roster, Coaches, Varsity Schedule
Pg. 10	Series History
Pg. 11	Game Notes
Pgs. 12-13	Logan Two-Deep
Pg. 14	Logan Stats
Pg. 15	N-Y Stats
Pgs. 16-18	Logan HS Individual & Team Records
Pg. 19	Logan Starting Line-Up
Pg. 20	Nelsonville-York Starting Line-Up

**2016 SEOAL Standings**

1. Jackson	3-1	0-0
1. Logan	0-4	0-0
1. Warren	1-3	0-0

**Week Five Games:**

Jackson AT Wheelersburg  
Warren VS Oak Glen (WV)

**Chieftain Non-League Opponents:**

Dublin Jerome AT Hilliard Darby  
Teays Valley AT Amanda Clearcreek  
Meigs VS River Valley  
Cambridge AT Coshocton  
Athens VS Vinton County  
St. Francis DeSales VS Covington Catholic (KY)  
Hamilton Ross AT Mount Healthy

## Logan Chieftain Stadium Records

### Chieftains' Overall Record at "The Chief" – 24-19

#### Individual Records

##### Rushing

Most Rushing Yards  
Most Rushing Attempts  
Most Rushing TDs

275, Isaac Schmeltzer vs Warren, 2013  
34, Cory McCarty vs Warren, 2011  
6, Jaylon Brown (St. Clairsville) vs Piketon, 2012  
6, Isaac Schmeltzer vs Warren, 2013  
99, Bryce McBride vs Portsmouth, 2013

Longest Run from Scrimmage:

##### Passing

Most Passing Yards  
Most Completions  
Most Attempts  
Most Passing TDs

469, Grant Russell (Newark), 2013  
27, Patrick Angle, vs Pickerington North, 2009  
43, Joe Burrow (Athens), vs Marion-Franklin, 2013  
5, Joe Burrow (Athens), vs St. Francis DeSales, 2014  
5, Lane Little, vs Cambridge, 2015  
92, Kelly Long to Sean Wotring, vs Jackson, 2011

Longest Completion

##### Receiving

Most Receptions

14, Zach McDaniel, vs Pickerington North, 2009  
14, Darius Shackelford (Newark), 2013  
269, Darius Shackelford (Newark), 2013  
3, Darius Shackelford (Newark), 2013  
3, Chance Cox, vs Lancaster, 2014  
3, Isaiah Smith, vs Warren, 2015  
92, Kelly Long to Sean Wotring, vs Jackson, 2011

Most Receiving Yards  
Most Touchdown Receptions

Longest Reception

##### Special Teams

Longest Kick-off return for TD  
Longest Punt return for TD  
Longest Field Goal

97, Johnnie Charles (Portsmouth), 2013  
40, Tabeal Radney (Pick. North), 2011  
44 yards, Thad Smith (Teays Valley), 2013

##### Defensive

Most Interceptions

2, Mason Jordan (Portsmouth) vs Logan, 2011  
2, Casey Phillips vs Portsmouth 2013  
101, Evan DeLong, vs Loudonville, 2013

Longest Interception Return for TD

##### Miscellaneous

Longest Play from Scrimmage  
Longest fumble return for touchdown  
Most Total Touchdowns

99, Bryce McBride run vs Portsmouth 2013  
89, Dean Jordan, vs Lancaster, 2014  
7, Isaac Schmeltzer vs Warren, 2013

##### Team Records

Most Rushing Yards  
Most Passing Yards  
Most Total Yards  
Most Combined Rushing Yards  
Most Combined Passing Yards  
Most Combined Total Yards

562, Logan vs Portsmouth, 2013  
469, Newark vs Logan, 2013  
589, Logan vs Portsmouth, 2013  
715, Logan vs Portsmouth, 2013  
617, Logan vs Cambridge, 2015  
974, Logan vs Portsmouth, 2013

##### Scoring

Most Points in a Game  
Most Points (Combined)  
Most Points in a Quarter (1 team)

59, St Clairsville 59, Piketon 27, 2012  
107, Athens 55, Tri-Valley 52 (OT), 2013  
30, Logan 30, Chillicothe 7, 2009

Most Points in a Quarter (combined)

**30, Dublin Jerome 30, Logan 0 - 2016**  
37, Logan 30, Chillicothe 7, 2009

##### Logan Wins

First Win  
Largest Winning Margin  
Largest Winning Margin (via Shut-Out)  
Consecutive Wins

Aug. 22, 2008 vs Lancaster (35-10)  
45, vs Marietta 48-3; 2009  
42, vs Warren 42-0; 2008  
12 (Aug. 22, 2008-Aug. 27, 2010)

##### Logan Losses

First Loss  
Largest Losing Margin  
Largest Losing Margin (via Shut-Out)  
Consecutive Losses

Aug. 27, 2010 vs Lancaster (37-24)  
**58, vs Dublin Jerome (58-0), 2016**  
**58, vs Dublin Jerome (58-0), 2016**  
10, 2010-2011













**Logan Football**  
**“The last time ....”**

Last kick-off return for TD:	2015, Jenson Wallace, 89-yards, at Nelsonville-York
Last opponent kick-off return for TD:	2013, Johnnie Charles, 97-yards, vs Portsmouth
Last punt return for TD:	2015, Brady Walsh, 58-yards, at Gallipolis
Last opponent punt return for TD:	2011, Mykel Traylor-Bennett, 48-yards, at Reynoldsburg
Last interception return for TD:	2015, Isaiah Smith, 54-yards, vs Warren
Last opponent interception return for TD:	2012, Rodney Barnes, 43-yards, at Warren
Last fumble return for TD:	2014, Domonic Micochero, 36-yards, vs Zanesville
Last opponent fumble return for TD:	2012, Jacob Blake, 40-yards, vs Nelsonville-York
Last blocked punt return for TD:	2014, Josh Rardain, 0-yards, at Meigs
Last opponent blocked punt return for TD:	2014, Kolton Edmondson, 15-yards, at Loudonville
Last time Logan recorded a safety:	2010, bad snap kicked out of endzone by QB, at Warren
Last time an opponent recorded a safety:	2015, quarterback tackled in endzone, at DeSales
Last 200+ yard rushing game:	2015, Bryce McBride, 328 yards, at Athens
Last opponent 200+ yard rushing game:	2014, Anthony Jones, 253 yards, at Teays Valley
Last time 2 players rushed for 100+ yards:	2014, Bryce McBride (227) and Dean Jordan (109), at Meigs
Last time opp. had 2 players rush for 100+ yards:	2014, Jerry King (163), Ryan Fitchpatrick (120), and Harrison Taylor (110), vs Lancaster
Last player to rush for 3 or more TDs:	2015, Bryce McBride (3), at Athens
Last opposing player to rush for 3 or more TDs:	2015, Zacciah Saltzman (5), at Athens
Last 250+ yard passing game:	2015, Lane Little (259), at Gallipolis
Last opponent 250+ yard passing game:	2015, Josh Lewis (296), vs Cambridge
Last player to throw for 3+ touchdowns:	2015, Lane Little (5), at Gallipolis
Last opposing player to throw for 3+ touchdowns:	2014, Derek Grandstaff (3), vs Zanesville
Last time Logan scored 50+ points:	Aug. 28, 2015 – at Athens, 61-49 win
Last time an opponent scored 50+ points:	Aug 26, 2016 – vs Dublin Jerome, 58-0 loss
Last time Logan recorded a shut-out:	Oct 30, 2015 – vs Warren, 39-0
Last time an opponent recorded a shut-out:	Sept. 2, 2016 – at Teays Valley, 21-0 loss



**2016 Logan Chieftains Varsity Football Schedule**

 VS Dublin Jerome	<p><b>Aug. 26, 2016</b>                  7:00 PM                  AT Logan Chieftain Stadium                  Logan, OH</p> <p><b>Loss, 00-58</b></p>	 VS Dublin Jerome
<p><b>2<sup>nd</sup> Meeting ----- Last Meeting: 2016 (00-58 loss) ----- Series tied 1-1 ----- Jerome won last meeting</b></p>		
 AT Teays Valley Vikings	<p><b>Sept. 2, 2016</b>                  7:00 PM                  AT Viking Stadium                  Ashville, OH</p> <p><b>Loss, 00-21</b></p>	 AT Teays Valley Vikings
<p><b>4<sup>th</sup> Meeting ----- Last Meeting: 2016 (00-21 loss)----- Teays Valley leads 3-1 ----- TV won last meeting</b></p>		
 AT Meigs Marauders	<p><b>Sept. 9, 2016</b>                  7:30 PM                  AT Farmers Bank Stadium                  Rock Springs, OH</p> <p><b>Loss, 19-25</b></p>	 AT Meigs Marauders
<p><b>17<sup>th</sup> Meeting ----- Last Meeting: 2016 (25-19 loss) ----- Logan leads 9-7-1 ----- Meigs won last meeting</b></p>		
 AT Cambridge Bobcats	<p><b>Sept. 16, 2016</b>                  7:00 PM                  AT McFarland Stadium                  Cambridge, OH</p> <p><b>Loss, 14-48</b></p>	 AT Cambridge Bobcats
<p><b>2<sup>nd</sup> Meeting ----- Last Meeting: 2016 (14-48 loss) ----- Series tied 1-1 ----- Cambridge won won last meeting</b></p>		
 VS Nelsonville-York Buckeyes	<p><b>Sept. 23, 2016</b>                  7:00 PM                  AT Logan Chieftain Stadium                  Logan, OH</p>	 VS Nelsonville-York Buckeyes
<p><b>33<sup>rd</sup> Meeting ----- Last Meeting: 2015 (41-28 win) ----- Logan leads 24-8 ----- Logan has won 3 straight</b></p>		

 VS Athens Bulldogs	<p><b>Sept. 30, 2016</b>                  7:00 PM                  AT Logan Chieftain Stadium                  Logan, OH</p>	 VS Athens Bulldogs
<p><b>90<sup>th</sup> Meeting ----- Last Meeting: 2015 (61-49 win) ----- Logan leads 50-34-5 ----- Logan has won 13 straight</b></p>		
 AT Jackson Ironmen	<p><b>Oct. 7, 2016</b>                  7:00 PM                  AT Alumni Stadium                  Jackson, OH</p> <p><b>SEOAL</b></p>	 AT Jackson Ironmen
<p><b>94<sup>th</sup> Meeting ----- Last Meeting: 2015 (21-35 loss) ----- Logan leads 46-43-4 ----- Jackson has won 2 straight</b></p>		
 VS Cols. DeSales Stallions	<p><b>Oct. 14, 2016</b>                  7:00 PM                  AT Logan Chieftain Stadium                  Logan, OH</p>	 VS Cols. DeSales Stallions
<p><b>10<sup>th</sup> Meeting ----- Last Meeting: 2015 (7-44 loss) ----- SFD leads 6-3 ----- SFD has won 3 straight</b></p>		
 VS Hamilton Ross Rams	<p><b>Oct. 21, 2016</b>                  7:00 PM                  AT Logan Chieftain Stadium                  Logan, OH</p>	 VS Hamilton Ross Rams
<p><b>1<sup>st</sup> Ever Meeting</b></p>		
 AT Warren Warriors	<p><b>Oct. 8, 2016</b>                  7:00 PM                  AT Warren Warriors Stadium                  Vincent, OH</p> <p><b>SEOAL</b></p>	 AT Warren Warriors
<p><b>31<sup>st</sup> Meeting ----- Last Meeting: 2015 (39-0 win) ----- Logan leads 25-5 ----- Logan has won 3 straight</b></p>		



## 2016 Logan Chieftains Varsity Football Roster



No.	Name	Class	Height	Weight	Position
2	Aaron Jackson	12	5-10	140	WR/DB
3	Jenson Wallace *	12	6-1	165	WR/DB
4	Kyle Arnett	10	5-10	150	QB/DB
5	Tommy Breining *	12	6-4	155	TE/DB
6	Jeremy Minor *	12	5-11	170	RB/LB
7	Braeden Spatar	9	5-7	160	QB/DB
8	Brady Walsh *	11	6-0	185	QB/DB
10	Trevor Wolfe	10	6-3	140	TE/DB
11	Landon Little	10	5-10	140	WR/DB
12	Tyler Cummin	10	5-9	155	WR/DB
13	Colton Dixon	12	5-9	130	QB/DB Capt.
14	Isaac Baron	11	6-0	180	RB/LB
16	Cymon Rooker	11	5-11	190	TE/DL
17	Charlie Kline	9	6-2	165	WR/DB
19	David Talbott	11	6-0	150	WR/DB
20	Cameron Fields	11	5-11	140	RB/LB
21	Jeromy Weaver	10	5-11	170	RB/LB
22	Aaron Magdich	10	5-10	120	WR/DB
23	Kyle Horner	10	5-10	200	RB/DB
24	Donovan Lecroy	10	5-11	135	TE/LB
25	Weston Stoneburner	10	5-10	195	TE/LB
27	Peter Rosado	12	5-11	160	WR/DB
28	Colton Ruff	9	5-10	165	RB/LB
29	Conner Ruff	9	5-10	160	RB/LB
30	Shane Souders	10	5-10	175	RB/LB
33	Riley Nelson *	12	6-0	170	WR/DB
44	Preston Yates	10	5-10	180	RB/LB
50	Carter Hodson	11	5-11	220	OL/DL
51	Jace Justice	10	5-7	205	OL/DL
52	Garrett Baker	11	5-9	190	OL/LB
54	Tucker Wilson	11	6-3	310	OL/DL
55	Kory Henthorne **	12	6-4	265	OL/DL Capt.
56	Clay Risch	10	5-11	175	OL/DL
57	Josh Horton	10	5-9	185	OL/DL
58	Dakota Dement	11	5-9	195	OL/DL Capt.
60	Cody Wolfe	12	5-10	250	OL/DL
61	Blaise Zagoric	10	5-9	195	OL/DL
62	Nick Baker	11	6-0	210	OL/DL
63	Chris Fitch	11	5-10	190	OL/DL
65	Trevor Wyckoff	9	5-10	280	OL/DL
66	Anderson Wolfe	12	6-1	220	OL/DL
67	Kamryn Carter *	11	5-11	280	OL/DL
68	Sheldon Frasure	10	6-1	210	OL/DL
70	Lance Edwards	10	6-0	245	OL/DL
71	Dakota Stiffarm	11	6-0	220	OL/DL
72	Sam Kisor	9	5-11	205	OL/DL
73	Isaac Lewis	10	5-4	155	OL/DL
76	Clayten Yoder	10	6-0	225	OL/DL
77	Brody Wood	10	6-2	150	OL/DL

## Week Five VS Nelsonville-York

78	TJ Meyer *	12	6-1	220	OL/DL
79	Carson Miller	9	5-11	215	OL/DL
81	Kaden McQuaide	10	5-8	125	WR/DB
82	Thomas Wodzisz	11	5-3	105	WR/DB
84	Carson Shaben	10	5-10	145	WR/DB
86	Sam Hall	10	6-4	175	TE/DL
88	Casey Heft	11	5-11	140	WR/DB

\* = Letters Earned

Capt = Full-time team captain

**All-Time School Record:** 561-371-37 (344-182-18 in the SEOAL)**Head Coach:** Billy Burke (University of Akron, 4th Season, 19-15overall)**Asst. Coaches:** Brian Breining, Jimmer Breining, Jim Huntsberger, Josh Sturgell, Greg Thrapp, Pat Walsh, Tim Woodgeard**2016 Junior Varsity Schedule**

<b>Date</b>	<b>Opponent</b>	<b>Location</b>	<b>Time-Result</b>
08/27	Dublin Jerome	Dublin Jerome	Loss, 12-32
09/03	Teays Valley	<b>Logan</b>	<b>WIN, 22-12</b>
09/10	Meigs	<b>Logan</b>	<b>WIN, 26-06</b>
09/17	New Lexington	New Lexington	TIE, 26-26
09/24	Licking Valley	Licking Valley	10:00 AM
10/01	Athens	<b>Logan</b>	10:00 AM
10/08	Jackson	<b>Logan</b>	10:00 AM
10/15	Columbus St. Francis DeSales	Columbus SFD	12:00 PM
10/22	Zanesville	<b>Logan</b>	11:30 AM

**2016 Freshman Schedule**

<b>Date</b>	<b>Opponent</b>	<b>Location</b>	<b>Time-Result</b>
08/27	Dublin Jerome	Dublin Jerome	Loss, 08-47
09/07	Teays Valley	Teays Valley	Loss, 06-19
09/10	Tri-Valley	Tri-Valley	Loss, 00-20
09/19	Hamilton Township	Hamilton Township	Loss, 14-28
09/24	Licking Valley	Licking Valley	12:00 PM
10/01	Chillicothe	<b>Logan</b>	12:00 PM
10/06	Jackson	Jackson	5:30 PM
10/15	Columbus St. Francis DeSales	Columbus SFD	10:00 AM
10/24	Zanesville	<b>Logan</b>	10:00 AM

**2016 Nelsonville-York Buckeyes Varsity Roster**

<b>No.</b>	<b>Name</b>	<b>Class</b>	<b>HT</b>	<b>WT</b>	<b>Pos.</b>
1	Alex Mount	12	6-1	200	RB/LB
2	Levi Wickmann	11	6-4	195	TE/DE
3	Keegan Wilburn	9	5-9	160	RB/DB
4	Mikey Seal	9	5-11	150	QB/DB
5	Ronnie Wend	11	5-11	150	WR/DB
6	Chris Cook	11	5-10	150	WR/DB
8	Hunter Edwards	12	6-3	185	QB/DB
9	Garrett Maiden	11	5-10	160	QB/DB
10	Jonathan Richards	11	6-1	150	WR/DB
11	Shakim Williams	11	5-10	160	WR/DB
12	Cade Cantrell	10	5-8	150	RB/LB
14	Ty Hunley	12	5-7	175	WR/DB
16	Christian Berry	12	5-10	185	TE/LB
18	Nicholas Combs	9	5-9	180	TE/LB
20	Wyatt Wilson	10	5-7	160	RB/LB
21	Bryce Parker-Lent	11	5-9	165	TB/DB
23	Aron Davis	12	6-1	190	TE/DE
24	Evan Hamilton	9	5-10	165	WR/DB
26	Noah Inboden	9	5-6	125	WR/DB
27	Austin Lax	9	5-10	160	TE/DE
30	Caleb Nungester	9	5-8	150	WR/DB
31	Brady Jones	9	5-11	165	FB/LB
32	Corbin Keplar	11	5-9	160	RB/LB
35	Brian Heller	11	5-7	140	TB/DB
36	Joey Downs	10	5-9	185	RB/LB
44	Garrett O’Nail	12	5-11	175	G/LB
46	Tyler Speelman	11	5-10	175	FB/DE
48	Noah Andrews	12	5-10	200	FB/LB
50	Zach Lott	9	5-9	210	G/DT
52	Caden Chilcote	12	5-11	275	T/DT
53	Logan Bruce	11	5-7	180	G/LB
54	Conner Blake	12	6-3	230	G/DT
55	Zach Christman	11	5-8	190	G/DE
57	Anthony Koping	11	5-7	170	G/DE
59	Clay Hall	10	5-10	200	G/DE
60	Sebastian Wiseman	9	5-8	200	G/DT
61	Alex Lafollette	11	5-9	220	T/DT
62	Matt Carter	12	6-0	210	G/DT
64	Tyler Smith	12	6-1	220	G/DE
66	Conner Phillips	10	6-2	260	T/DT
68	Jacob Steenrod	11	6-3	230	T/DT
70	Donovan McCollister	10	6-3	230	C/DT
72	Jonathan Phillips	10	5-10	230	T/DT
73	Micah Odenthal	12	5-11	285	T/DT
74	Chris Yinger	11	5-10	275	T/DT
75	Skylar Canter	12	6-0	285	T/DT
76	Drake McClain	9	5-10	230	T/DT
78	Ethan Hall	9	5-10	235	C/DT
80	Evan Mohler	10	5-7	125	WR/DB



88 Brandon Russell 9 5-8 145 WR/DB

**Head Coach:** Rusty Richards (First year at NYHS)

**Asst. Coaches:** Chris Constable, Nathan Dean, Thomas Haskell, Dave Richards, Thomas Taggart, Noah Watkins, Tim Watkins

## 2016 Varsity Football Schedule

<b>Date</b>	<b>Opponent</b>	<b>Location</b>	<b>Time/Result</b>
08/27	Trimble	<b>HOME</b>	<b>WIN, 27-07</b>
09/03	Newark Catholic	<b>HOME</b>	Loss, 21-41
09/09	Liberty Center	Away	Loss, 14-48
09/16	River Valley *	Away	<b>WIN, 46-06</b>
09/23	Logan	Away	7:00 PM
09/30	Meigs *	<b>HOME</b>	7:30 PM
10/07	Wellston *	Away	7:30 PM
10/14	Alexander *	<b>HOME</b>	7:30 PM
10/21	Vinton County *	Away	7:30 PM
10/28	Athens *	<b>HOME</b>	7:30 PM

**LOGAN VS NELSONVILLE-YORK ALL-TIME SERIES HISTORY**

**Total Games:** 32

**First Game:** 1967

**Logan Wins:** 24

**Nelsonville-York Wins:** 8

**Total Score:** Logan 870 (27 per game), Nelsonville-York 519 (16 per game)

**Last Logan Win:** 2015, 41-28 at N-Y

**Last Nelsonville Win:** 2012, 50-0 at Logan

**Current Streak:** Logan has won three straight

**Year-By-Year Results:**

<b>Year</b>	<b>Location</b>	<b>Winning Team</b>	<b>Score</b>
1967	Nelsonville	Logan	22-00 (SEOAL)
1968	Logan	Logan	32-08 (SEOAL)
1969	Nelsonville	Logan	20-14 (SEOAL)
1970	Logan	Logan	64-00
1971	Nelsonville	Logan	64-20
1972-1974	NO GAMES	NO GAMES	NO GAMES
1975	Nelsonville	Logan	34-14
1976	Logan	Logan	21-00
1977	Nelsonville	Logan	54-00
1978	Logan	GAME CANCELLED – LHS Teachers Strike	
1979	Nelsonville	Logan	10-09
1980	Logan	Logan	07-06
1981	Nelsonville	Nelsonville-York	00-40
1982	Logan	Nelsonville-York	13-35
1983-1985	NO GAMES	NO GAMES	NO GAMES
1986	Nelsonville *	Logan	30-12
1987	Logan	Logan	27-06
1988	Nelsonville	Logan	45-00
1989	Logan	Logan	06-00 (OT) #
1990-1991	NO GAMES	NO GAMES	NO GAMES
1992	Nelsonville	Nelsonville-York	07-33
1993	Logan	Logan	35-18
1994	Nelsonville	Nelsonville-York	19-20
1995	Logan	Logan	21-18
1996	Nelsonville	Nelsonville-York	21-28
1997	Logan	Nelsonville-York	17-27
1998	Nelsonville	Logan	34-29
1999	Logan	Logan	42-15
2000	Nelsonville	Logan	28-03
2001	Logan	Logan	50-06
2002	Nelsonville	Logan	46-19
2011	Nelsonville	Nelsonville-York	06-42
2012	Logan	Nelsonville-York	00-50
2013	Nelsonville	Logan	14-12
2014	Logan	Logan	40-07
2015	Nelsonville	Logan	41-28
2016	Logan		

\* - First game at Dave Boston Field

# - First ever overtime game for Logan High School

## **Game Notes:**

- **Tonight's Match-up ....** The Logan Chieftains return home after a three week road trip still looking for their first win as archrival Nelsonville-York comes to town. Despite leading the all-time series 24-8, Logan leads only 3-2 since the series renewed in 2011.

The Buckeyes, under first year head coach Rusty Richards, are 2-2 and coming off a 46-6 domination of TVC foe River Valley. The Buckeyes have started their payback tour after last season's disastrous 1-9 season.

Logan took one step forward against Meigs two weeks ago, but then followed with two steps back last week in Cambridge. The Bobcats capitalized on special teams miscued and ran away with a 48-14 victory.

- **Three-headed monster ....** Nelsonville-York's starting offensive backfield – comprised of seniors Hunter Edwards (QB), Alex Mount (TB), and Noah Andrews (FB) – has earned the nickname of the “Three headed monster.” All have seen significant playing time since their freshman season and have combined for 1046 of the Buckeyes 1108 rushing yards. For those poor at math, that is 94-percent. Mount leads with 610 yards while he and Andrews both have four touchdowns.
- **Future Schedules ....** The Logan Daily News confirmed a pair of additions to the 2018 LHS football schedule. The Chieftains will likely be forced to play an independent football schedule for the near future starting in 2017.

Logan will open with Dublin Jerome next season, but will replace the Celtics with Tri-Valley starting in 2018. The Scotties and Chieftains met once previously with the “Dawgs” winning a DII playoff game at Bill Sauer Field 31-26. Logan is still searching for a week seven opponent next season, the only remaining open date, but will add Zanesville in that spot in 2018. ZHS leads that series 12-10.

- **On this date ....** Logan is 6-6 all-time on games played on September 23, including 1-1 against Nelsonville-York with Logan winning 54-0 in 1977 and N-Y beating Logan 42-6 in 2011.

Perhaps the most memorable game played on this date came in 1955 and saw the Chieftains defeat Bexley 13-12 on a drizzly night at Bill Sauer Field. Logan ran to a 13-12 halftime lead and held off a Lion rally in the second half.

Logan has lost their last five games played on September 23.

- **Underclassman at Captain ....** Junior Dakota Dement was named the first full-time captain as an underclassman since Henry Adcock pulled the trick in 1924. Dement, who features on both the offensive and defensive lines, was chosen via a vote of his teammates alongside senior Colton Dixon and Kory Henthorne. The fourth captain spot will rotate each week.
- **SEOAL ....** A panel of SEOAL Media representatives selected Jackson as the favorite to win the final SEOAL football crown in near unanimous fashion. With only three SEOAL games remaining, the media panel chose the rebuilding Ironmen over a Logan team that must replace more than 80-percent of their offensive production and a Warren squad under a new head football coach.

**2016 Logan Football Two-Deep***Offense*

<b>QB</b>	<b>8</b>	<b>Brady Walsh</b>	<b>6-0</b>	<b>185lbs</b>	<b>JR</b>
		<i>20-57 passing, 249 yards, 3TDs, 3 INTs; 51 carries, 55 yards, TD</i>			
	7	Braeden Spatar	5-7	160lbs	Frosh
		<i>1-2 passing, 3 yards; 2 carries, 0 yards</i>			
<b>RB</b>	<b>6</b>	<b>Jeremy Minor</b>	<b>5-11</b>	<b>170lbs</b>	<b>SR OR...</b>
		<i>37 carries, 212 yards</i>			
	<b>44</b>	<b>Preston Yates</b>	<b>5-10</b>	<b>180lbs</b>	<b>Soph</b>
		<i>22 carries, 78 yards, TD</i>			
<b>H-Back</b>	<b>29</b>	<b>Conner Ruff</b>	<b>5-10</b>	<b>160lbs</b>	<b>Frosh OR...</b>
	<b>21</b>	<b>Jeromy Weaver</b>	<b>5-11</b>	<b>170lbs</b>	<b>Soph</b>
<b>R</b>	<b>3</b>	<b>Jenson Wallace</b>	<b>6-1</b>	<b>165lbs</b>	<b>SR</b>
		<i>11 receptions, 156 yards, 2 TDs</i>			
	17	Charlie Kline	6-2	165lbs	Frosh
<b>R</b>	<b>33</b>	<b>Riley Nelson</b>	<b>6-0</b>	<b>170lbs</b>	<b>SR</b>
		<i>2 receptions, 15 yards</i>			
	88	Casey Heft	5-11	140lbs	JR
		<i>1 reception, 3 yards</i>			
<b>R</b>	<b>11</b>	<b>Landon Little</b>	<b>5-10</b>	<b>140lbs</b>	<b>Soph</b>
		<i>3 receptions, 15 yards; 2 carries, 15 yards</i>			
	12	Tyler Cummin	5-9	155lbs	Soph
		<i>4 carries, 29 yards</i>			
<b>TE</b>	<b>86</b>	<b>Sam Hall</b>	<b>6-4</b>	<b>175lbs</b>	<b>Soph</b>
	16	Cymon Rooker	5-11	190lbs	JR
<b>LT</b>	<b>55</b>	<b>Kory Henthorne</b>	<b>6-4</b>	<b>265lbs</b>	<b>SR</b>
	52	Garrett Baker	5-9	190lbs	JR
<b>OG</b>	<b>58</b>	<b>Dakota Dement</b>	<b>5-9</b>	<b>195lbs</b>	<b>JR</b>
	70	Lance Edwards	6-0	245lbs	Soph
<b>C</b>	<b>67</b>	<b>Kamryn Carter</b>	<b>5-11</b>	<b>280lbs</b>	<b>JR</b>
	78	TJ Meyer	6-1	220lbs	SR
<b>OG</b>	<b>71</b>	<b>Dakota Stiffarm</b>	<b>6-0</b>	<b>220lbs</b>	<b>JR</b>
	65	Trevor Wyckoff	5-10	280lbs	Frosh
<b>OT</b>	<b>56</b>	<b>Clay Risch</b>	<b>5-11</b>	<b>175lbs</b>	<b>Soph</b>
	54	Tucker Wilson	6-3	310lbs	JR

**2016 Logan Football Two-Deep***Defense*

<b>DE</b>	<b>55</b>	<b>Kory Henthorne</b>	<b>6-4</b>	<b>265lbs</b>	<b>SR</b>	
		<i>10 total tackles (5 solo); 1 for loss, 2 sacks, 1 block</i>				
	67	Kamryn Carter	5-11	280lbs	JR	
		<i>2 total tackles</i>				
<b>DT</b>	<b>78</b>	<b>TJ Meyer</b>	<b>6-1</b>	<b>220lbs</b>	<b>SR</b>	<b>OR...</b>
		<i>8 total tackles (2 solo); 1 for loss, 2 fumble recoveries</i>				
	<b>50</b>	<b>Carter Hodson</b>	<b>5-11</b>	<b>220lbs</b>	<b>JR</b>	
		<i>4 total tackles (1 solo); 1 sack</i>				
<b>DT</b>	<b>58</b>	<b>Dakota Dement</b>	<b>5-9</b>	<b>195lbs</b>	<b>JR</b>	
		<i>16 total tackles (2 solo); 1 for loss</i>				
	67	Kamryn Carter	5-11	280lbs	JR	
		<i>2 total tackles</i>				
<b>DE</b>	<b>86</b>	<b>Sam Hall</b>	<b>6-4</b>	<b>175lbs</b>	<b>Soph</b>	
		<i>9 tackles (3 solo); 2 for loss; 2 sacks; 2 caused fumbles</i>				
	16	Cymon Rooker	5-11	190lbs	JR	
		<i>2 total tackles; 1 for loss</i>				
<b>OLB</b>	<b>12</b>	<b>Tyler Cummin</b>	<b>5-9</b>	<b>155lbs</b>	<b>Soph</b>	
		<i>23 total tackles (10 solo); 1 for loss, 1 caused fumble</i>				
	14	Isaac Baron	6-0	180lbs	JR	
		<i>1 total tackle (1 solo)</i>				
<b>ILB</b>	<b>6</b>	<b>Jeremy Minor</b>	<b>5-11</b>	<b>170lbs</b>	<b>SR</b>	<b>OR...</b>
		<i>30 total tackles (12 solo); 1 for loss</i>				
	<b>21</b>	<b>Jeromy Weaver</b>	<b>5-11</b>	<b>170lbs</b>	<b>Soph</b>	
		<i>5 total tackles (1 solo)</i>				
<b>ILB</b>	<b>28</b>	<b>Colton Ruff</b>	<b>5-10</b>	<b>165lbs</b>	<b>Frosh</b>	
		<i>13 total tackles (5 solo); 2 for loss; 1 sack; 1 caused fumble</i>				
	29	Conner Ruff	5-10	160lbs	Frosh	
		<i>8 total tackles (1 solo); 1 for loss</i>				
<b>CB</b>	<b>3</b>	<b>Jenson Wallace</b>	<b>6-1</b>	<b>165lbs</b>	<b>SR</b>	<b>OR...</b>
		<i>9 total tackles (6 solo); 1 for loss, 1 caused fumble, 1 block</i>				
	<b>88</b>	<b>Casey Heft</b>	<b>5-11</b>	<b>140lbs</b>	<b>JR</b>	
		<i>5 total tackles (1 solo)</i>				
<b>SS</b>	<b>2</b>	<b>Aaron Jackson</b>	<b>5-10</b>	<b>140lbs</b>	<b>SR</b>	
		<i>32 total tackles (13 solo); 1 fumble recovery</i>				
	8	Brady Walsh	6-0	185lbs	JR	
		<i>2 total tackle (2 solo); 1 for loss</i>				
<b>FS</b>	<b>13</b>	<b>Colton Dixon</b>	<b>5-9</b>	<b>130lbs</b>	<b>SR</b>	
		<i>22 total tackles (8 solo)</i>				
	17	Charlie Kline	6-2	165lbs	Frosh	
		<i>6 total tackles</i>				
<b>CB</b>	<b>33</b>	<b>Riley Nelson</b>	<b>6-0</b>	<b>170lbs</b>	<b>SR</b>	<b>OR...</b>
		<i>11 total tackles (8 solo); 1 PBU</i>				
	<b>11</b>	<b>Landon Little</b>	<b>5-10</b>	<b>140lbs</b>	<b>Soph</b>	
		<i>4 total tackles (4 solo); 1 PBU; 1 INT</i>				

**Logan Varsity Football Stats through Week 4**

TEAM STATS	LHS	OPP
First Downs	37	71
Plays from Scrimmage	182	196
Rushing (Plays-Yards)	123-367	149-907
Passing Yards	252	591
Total Yards	619	1498
Passes (Comp-Att-Int)	21-59-3	37-47-1
Fumbles (No.-Lost)	5-2	7-4
Penalties (No.-Yards)	17-136	23-265

LOG – 00 – 14 – 07 – 12 – 033  
OPP – 44 – 48 – 34 – 26 – 152

**Rushing**

Player	Attempts	Yards	TDs	Yards/Carry
Jeremy Minor	37	212	0	5.73
Preston Yates	22	78	1	3.54
Brady Walsh	51	55	1	1.08
Tyler Cummin	4	29	0	7.25
Landon Little	2	14	0	7.00
TJ Meyer	1	12	0	12.00
Braeden Spatar	1	0	0	0.00
Colton Ruff	1	0	0	0.00
Riley Nelson	3	(-2)	0	-0.67
TEAM	1	(-31)	0	-

**Passing**

Player	Comp.	Attempts	Yards	TDs	INTs
Brady Walsh	20	57	249	3	3
Braeden Spatar	1	2	3	0	0

**Receiving**

Player	Rec.	Yards	TDs
Jenson Wallace	11	156	2
Tommy Breining	4	63	1
Landon Little	3	15	0
Riley Nelson	2	15	0
Casey Heft	1	3	0

**Scoring Stats**

Player	TDs	PAT	2P	FG	Total Points
Jenson Wallace	2	0	0	0	12
Brady Walsh	1	0	0	0	6
Preston Yates	1	0	0	0	6
Tommy Breining	1	0	0	0	6
Charlie Kline	0	3	0	0	3

**Nelsonville-York Varsity Football Stats through Week 4**

TEAM STATS	N-Y	OPP
First Downs		
Plays from Scrimmage	219	
Rushing (Plays-Yards)	159-1108	
Passing Yards	446	
Total Yards	1554	
Passes (Comp-Att-Int)	24-60-6	
Fumbles (No.-Lost)	3-3	
Penalties (No.-Yards)		

**Rushing**

Player	Attempts	Yards	TDs	Yards/Carry
Alex Mount	54	610	4	11.30
Hunter Edwards	40	268	1	6.70
Noah Andrews	40	168	4	4.20
Keegan Wilburn	11	41	0	3.73
Logan Bruce	3	7	0	2.33
Corbin Kepler	2	6	0	3.00
Garrett Maiden	1	5	0	5.00
Bryce Parker-Lent	3	3	0	1.00
Wyatt Wilson	1	3	0	3.00
Mikey Seal	1	(-1)	0	-1.00
Chris Cook	3	(-2)	0	-0.67

**Passing**

Player	Comp.	Attempts	Yards	TDs	INTs
Hunter Edwards	20	55	406	4	6
Mikey Seal	3	4	29	1	0
Garrett Maiden	1	1	11	0	0

**Receiving**

Player	Rec.	Yards	TDs
Chris Cook	6	150	2
Garrett Maiden	5	111	1
Ronnie Wend	4	89	0
Keegan Wilburn	3	40	1
Noah Andrews	2	25	0
Aron Davis	2	11	0
Levi Wickmann	1	11	0
Wyatt Wilson	1	9	1

**Scoring Stats**

Player	TDs	PAT	2P	FG	Total Points
Noah Andrews	4	0	0	0	24
Alex Mount	4	0	0	0	24
Garrett Maiden	1	14	0	3	23
Chris Cook	2	0	0	0	12
Hunter Edwards	2	0	0	0	12
Keegan Wilburn	1	0	0	0	6
Wyatt Wilson	1	0	0	0	6



## Logan Football Individual and Team Records



### *Individual Records*

#### Passing

**Most Attempts, Game**

Lane Little, 40, vs Lancaster, 2014

**Most Attempts, Season**

Patrick Angle, 302, 2009

**Most Attempts, Career**

Patrick Angle, 596, 2007-2009

**Most Completions, Game**

Patrick Angle, 27 vs Pick. North, 2009

**Most Completions, Season**

Patrick Angle, 193, 2009

**Most Completions, Career**

Patrick Angle, 377, 2007-2009

**Most Passing Yards, Game**

Patrick Angle, 324 at Pick. North, 2008

**Most Passing Yards, Season**

Patrick Angle, 2546, 2009

**Most Passing Yards, Career**

Patrick Angle, 5,112, 2007-2009

**Most Passing TDs, Game**

Lane Little, 5, vs Cambridge, 2015

**Most Passing TDs, Season**

Lane Little, 5, at Gallipolis, 2015

**Most Passing TDs, Career**

Lane Little, 30, 2015

Patrick Angle, 51, 2007-2009

**Best Completion %, Game (Atleast 10 att)**

Patrick Angle, 1.00 (15-15), at Hamilton Twp, 2009

**Best Completion %, Season (Atleast 100 att)**

Patrick Angle, .639, 2009

**Best Completion %, Career (Atleast 200 att)**

Patrick Angle, .632, 2009

**Fewest INTs, Season (atleast 70 att)**

Nick Kost, 0 INTs, 2013

**Fewest INTs, Career (atleast 300 att)**

Lane Little, 8, 2015

**Consecutive passes w/o an interception**

Patrick Angle, 129 passes, 2009

**Most Consecutive Completed Passes, Season**

Patrick Angle, 17, vs Hamilton Twp (15) & Gallia Academy (2), 2009

**Most Consecutive Completed Passes, Game**

Patrick Angle, 15, vs Pickerington North, 2009

Patrick Angle, 15, at Hamilton Township, 2009

Chad Zimmerman, 96 yards v. Warren, 1994

**Longest Completion (for Touchdown)**

#### Rushing

**Most Rushing Yards, Game**

Austin Rohr, 398 vs Marietta, 2003

**Most Rushing Yards, Season**

Derek Harden, 1670, 2000

**Most Rushing Yards, Career**

Kelly Wolfe, 3837, 1983-1986

**Most Rushing Attempts, Game**

Justin Frye, 42 vs Marietta, 2006

**Most Rushing Attempts, Season**

Derek Harden, 280, 2000

**Most Rushing Attempts, Career**

Kelly Wolfe, 638, 1983-1986

**Most Rushing TDs, Game**

Derek Harden, 6 vs Athens, 2001

**Most Rushing TDs, Season**

Isaac Schmeltzer, 6 vs Warren, 2013

**Most Rushing TDs, Career**

Derek Harden, 28, 2000

Derek Harden, 50, 1999-2001

**Yards per carry, Game**

John Cosgrove, 21.25 vs New Lex., 1994

**Yards per carry, Season**

John Cosgrove, 9.58, 1994

**Yards per carry, Career**

Bryce McBride, 8.43, 2013-2015

**Most 100 yard games, Season**

Wayne Bateman, 9, 1999

**Most 200 yard games, Season**

Derek Harden, 9, 2000

Justin Frye, 5, 2006



Week Five VS Nelsonville-York

**Most 200 yard games, Career**

Austin Rohr, 6, 2001-2003

**Longest Run From Scrimmage (for TD)**

Justin Frye, 6, 2006-2007

Larry Bainter, 99 yards vs Middleport, 1960

Bryce McBride, 99 yards vs Portsmouth, 2013

**Receiving**

**Most Receptions, Game**

Zach McDaniel, 14, vs Pickerington North, 2008

**Most Receptions, Season**

Mason Mays, 60, 2009

**Most Receptions, Career**

Mason Mays, 121, 2007- 2009

**Most Receiving Yards, Game**

DJ Conrad, 260 vs Miami Trace, 1985

**Most Receiving Yards, Season**

Isaiah Smith, 1,044, 2015

**Most Receiving Yards, Career**

Mason Mays, 1,779, 2007-2009

**Most TD Receptions, Game**

Eric Cox, 4 vs River Valley, 1994

**Most TD Receptions, Season**

Isaiah Smith, 18, 2015

**Most TD Receptions, Career**

Isaiah Smith, 28, 2013-2015

**Longest Reception (for TD)**

Eric Cox, 96 yards vs Warren, 1994

**Scoring**

**Most Points, Game**

Isaac Schmeltzer, 42 points, vs Warren 2013

**Most Points, Season**

Derek Harden, 176, 2000

**Most Points, Career**

Derek Harden, 308, 1999-2001

**Most TDs, Game**

Isaac Schmeltzer, 7, vs Warren 2013

**Most TDs, Season**

John Cosgrove, 29, 1994

**Most TDs, Career**

Derek Harden, 29, 2000

Derek Harden, 51, 1999-2001

**Kicking Points, Game**

Jordan Jackson, 10 vs Marietta, 1993

**Kicking Points, Season**

Matt Shaw, 10 at Warren, 1999

**Kicking Points, Career**

Adam Puhl, 68, 2000

Derek Montgomery, 68, 2009

Matt Shaw, 123, 1997-1999

**Kicking**

**Most PATs, Game**

Adam Puhl, 9 vs Jackson, 2000

**Most PATs, Season**

Adam Puhl, 65, 2000

**Most PATs, Career**

Adam Puhl, 104, 2000-2001

**Most FGs, Game**

Eleven Times at 2, Most recent was Derek Montgomery vs Warren, 2010 and Zanesville 2009

**Most FGs, Career**

Derek Montgomery, 16, 2009-2010

**Longest FG Made**

Josh Jackson, 47 yds vs Zanesville, 1991

**Longest Punt**

Johnny Conrad, 63 yds vs Pt. Pleasant, 2000

Joe Karshner, 70 yds at Jackson, 1938

**Interceptions**

**Most INTs, Game**

Mutiple Tied at 3, most recent Lucas Wright vs. Portsmouth 2007

**Most INTs, Season**

Greg Poston, 11, 1967

**Most INTs, Career**

Chad Zimmerman, 11, 1993

**Longest INT Return**

Lucas Wright, 17, 2005-2007

Evan DeLong, 101 yards, vs Loudonville 2013

**Kick Returns**

**Longest Kick-Off Return (for TD)**

Bill Shaw, 95 yards, vs Glouster 1939

Alex Clutter, 95 yds, at Watkins Mem., 1995

**Longest Punt Return (for TD)**

Isaac Schmeltzer, 95 yds, vs Teays Valley, 2013

Nick Maniskas, 87 yards vs Jackson, 1987

**Miscellaneous****Most Consecutive Games Played**

Robbie Johnson, 37 games, 1960-1963

Bob Stewart, 37 games, 1960-1963

Dean Jordan, 89 yards, vs Lancaster, 2014

**Longest fumble return (for TD)***Team Records***Passing****Most Attempts, Game**

42, vs Lancaster, 2014

**Most Attempts, Season**

336, 2009

**Most Passing Yards, Game**

390, at Gallia Academy, 2009

**Most Passing Yards, Season**

2832, 2009

**Most Completions, Game**

28 vs Pickerington North, 2009

**Most Completions, Season**

209, 2009

**Most Passing TDs, Game**

5, 3X, most recent at Gallipolis, 2015

**Most Passing TDs, Season**

28, 2009

**Rushing****Most Rushing Attempts, Game**

74, vs New Lexington, 1980

**Most Rushing Attempts, Season**

553, 2000

**Most Rushing Yards, Game**

562, vs Portsmouth, 2013

**Most Rushing Yards, Season**

3050, 2000

**Most Rushing TDs, Game**

9, at Warren, 2006

**Most Rushing TDs, Season**

49, 2000

**Total Yardage****Most Total Yardage, Game**

649, at Athens, 2015

**Most Total Yardage, Season**

4974, 2000

**Scoring****Most Points, Quarter**

42 vs Marietta, 2007

**Most Points, Game**

81 vs New Lexington, 1920

**Most Points, Season**

519, 2000

**Least Points, Season**

21, 1929

**Most Points Allowed, Game**

62 vs Columbus West, 1930

**Most Points Allowed, Season**

336, 2011

**Least Points Allowed, Season**

12, 1933

**Victories****Most Wins, Season**

12

**Most Consecutive Wins**

18, 1963-1965

**Most Consecutive Wins, Reg. Season**

29, 1999-2001

29, 2007-2009

**Most Consecutive SEOAL Wins**

34, 2004-2009

**Largest Winning Margin**

72 vs Nelsonville, 1959

**Largest Win via Shut-Out**

72-0 vs Nelsonville, 1959

**Defeats****Most Losses, Season**

9, 2011

**Most Consecutive Losses**

9, 1953-1954

**Largest Losing Margin**

55 vs Cols. West (62-7), 1930

**Largest Loss via Shut-Out**

58-0 vs Dublin Jerome, 2016

**First Downs****Most 1<sup>st</sup> Downs, Game**

27, vs Athens, 1986

**Most 1<sup>st</sup> Downs, Season**

27, at Athens, 2015

262, 2000

**Logan Football Starting Line-Up (09/23/2016 VS Nelsonville-York)***Offense*

QB	8	Brady Walsh	6-0	185lbs	JR	
RB	6	Jeremy Minor	5-11	170lbs	SR	
H-B	29	Conner Ruff	5-10	160lbs	Frosh	<b>OR...</b>
H-B	21	Jeromy Weaver	5-11	170lbs	Soph	
WR	11	Landon Little	5-10	140lbs	Soph	
WR	3	Jenson Wallace	6-1	165lbs	SR	
WR	33	Riley Nelson	6-0	170lbs	SR	
TE	86	Sam Hall	6-4	175lbs	Soph	
LT	55	Kory Henthorne	6-4	265lbs	SR	
LG	58	Dakota Dement	5-9	195lbs	JR	
C	67	Kamryn Carter	5-11	280lbs	JR	
RG	71	Dakota Stiffarm	6-0	220lbs	JR	
RT	56	Clay Risch	5-11	175lbs	Soph	

**Other Offensive Players:**

WR	12	Tyler Cummin	5-9	155lbs	Soph	
TE	16	Cymon Rooker	5-11	190lbs	JR	
RB	44	Preston Yates	5-10	180lbs	Soph	
OG	65	Trevor Wyckoff	5-10	280lbs	Frosh	
OL	78	TJ Meyer	6-1	220lbs	SR	

*Defense*

DE	55	Kory Henthorne	6-4	265lbs	SR	
DT	78	TJ Meyer	6-1	220lbs	SR	<b>OR...</b>
DT	50	Carter Hodson	5-11	220lbs	JR	
DT	58	Dakota Dement	5-9	195lbs	JR	
DE	86	Sam Hall	6-4	175lbs	Soph	
OLB	12	Tyler Cummin	5-9	155lbs	Soph	
ILB	6	Jeremy Minor	5-11	170lbs	SR	<b>OR...</b>
ILB	21	Jeromy Weaver	5-11	170lbs	Soph	
ILB	28	Colton Ruff	5-10	165lbs	Frosh	
CB	3	Jenson Wallace	6-1	165lbs	SR	<b>OR...</b>
CB	88	Casey Heft	5-11	140lbs	JR	
SS	2	Aaron Jackson	5-10	140lbs	SR	
FS	13	Colton Dixon	5-9	130lbs	SR	
CB	33	Riley Nelson	6-0	170lbs	SR	<b>OR...</b>
CB	11	Landon Little	5-10	140lbs	Soph	

**Other Defensive Players:**

DE	16	Cymon Rooker	5-11	190lbs	JR	
LB	29	Conner Ruff	5-10	160lbs	Frosh	
DL	67	Kamryn Carter	5-11	280lbs	JR	

**Specialists:**

PK	17	Charlie Kline	6-2	165lbs	Frosh	
HO	13	Colton Dixon	5-9	130lbs	SR	
LS	67	Kamryn Carter	5-11	280lbs	JR	
KO/P	78	TJ Meyer	6-1	220lbs	SR	
LS	55	Kory Henthorne	6-4	265lbs	SR	
KR	3	Jenson Wallace	6-1	165lbs	SR	
KR	33	Riley Nelson	6-0	170lbs	SR	
PR	8	Brady Walsh	6-0	185lbs	JR	

**Nelsonville-York Football Starting Line-Up (09/23/2016 AT Logan)***Offense*

QB	8	Hunter Edwards	6-3	185lbs	SR	
TB	1	Alex Mount	6-1	200lbs	SR	
FB	48	Noah Andrews	5-10	200lbs	SR	
R	14	Ty Hunley	5-7	175lbs	SR	
R	9	Garrett Maiden	5-10	160lbs	JR	
TE	23	Aron Davis	6-1	190lbs	SR	
RT	52	Caden Chilcote	5-11	275lbs	SR	
RG	62	Matt Carter	6-0	210lbs	SR	
C	70	Donovan McCollister	6-3	230lbs	Soph	
LG	64	Tyler Smith	6-1	220lbs	SR	<b>OR...</b>
LG	54	Conner Blake	6-3	230lbs	SR	
LT	74	Chris Yinger	5-10	275lbs	JR	

**Other Offensive Players:**

R/RB	3	Keegan Wilburn	5-9	160lbs	Frosh	
R	5	Ronnie Wend	5-11	150lbs	JR	
R	6	Chris Cook	5-10	150lbs	JR	
FB	16	Christian Berry	5-10	185lbs	SR	

*Defense*

DE	23	Aron Davis	6-1	190lbs	SR	
DL	75	Skyler Canter	6-0	285lbs	SR	
DL	54	Conner Blake	6-3	230lbs	SR	
DL	62	Matt Carter	6-0	210lbs	SR	
DL	46	Tyler Speelman	5-10	175lbs	JR	
LB	48	Noah Andrews	5-10	200lbs	SR	
LB	16	Christian Berry	5-10	185lbs	SR	
LB	1	Alex Mount	6-1	200lbs	SR	<b>OR...</b>
LB	44	Garret O'Nail	5-11	175lbs	SR	
CB	11	Shakim Williams	5-10	160lbs	JR	
FS	10	Jonathan Richards	6-1	150lbs	JR	
SS	5	Ronnie Wend	5-11	150lbs	JR	
CB	6	Chris Cook	5-10	150lbs	JR	

**Other Defensive Players:**

DE	2	Levi Wickmann	6-4	195lbs	JR	
LB	21	Bryce Parker-Lent	5-7	160lbs	Soph	
LB	32	Corbin Kepler	5-9	160lbs	JR	

**Specialists:**

PK	9	Garrett Maiden	5-10	160lbs	JR	
HO	4	Mikey Seel	5-11	150lbs	Frosh	
LS	23	Aron Davis	6-1	190lbs	SR	
P	5	Ronnie Wend	5-11	150lbs	JR	
KR/PR	6	Chris Cook	5-10	150lbs	JR	
KR	21	Bryce Parker-Lent	5-7	160lbs	Soph	