



Logan Chieftains

2-7 (0-1)

AT



Warren Warriors

2-7 (0-1)

Friday Oct. 28, 2016

Warren Warriors Stadium – Vincent, OH

Table of Contents

Pg. 2	“The Last Time...”
Pgs. 3-4	LHS Varsity Schedule and Match-up Facts
Pgs. 5-6	Logan Varsity Roster, Coaches, FactsJV/Frosh Schedules
Pgs. 7-8	Warren Varsity Roster, Coaches, Varsity Schedule
Pg. 8	Logan-Warren Series History
Pg. 9	Game Notes
Pgs. 10-11	Logan Two-Deep
Pg. 12	Logan Stats
Pg. 13	Warren Stats
Pgs. 14-16	Logan HS Individual & Team Records
Pg. 17	Logan Starting Line-Up
Pg. 18	Warren Starting Line-Up

2016 SEOAL Standings

1. Jackson	*2-0*	6-2
2. Logan	0-1	2-7
2. Warren	0-1	2-7

Week Ten Games:

Jackson VS Cabell Midland (KY)

Chieftain Non-League Opponents:

Dublin Jerome VS Worthington Kilbourne

Teays Valley VS Logan Elm

Meigs AT Alexander

Cambridge VS Meadowbrook

Nelsonville-York VS Athens

St. Francis DeSales AT Mount Vernon

Hamilton Ross VS Oxford Talawanda



Logan Football
“The last time”









Last kick-off return for TD:	2015, Jenson Wallace, 89-yards, at Nelsonville-York
Last opponent kick-off return for TD:	2013, Johnnie Charles, 97-yards, vs Portsmouth
Last punt return for TD:	2015, Brady Walsh, 58-yards, at Gallipolis
Last opponent punt return for TD:	2016, Chris McNally, 76-yards, vs St. Francis DeSales
Last interception return for TD:	2016, Riley Nelson, 89-yards, at Jackson
Last opponent interception return for TD:	2012, Rodney Barnes, 43-yards, at Warren
Last fumble return for TD:	2014, Domonic Micochero, 36-yards, vs Zanesville
Last opponent fumble return for TD:	2012, Jacob Blake, 40-yards, vs Nelsonville-York
Last blocked punt return for TD:	2014, Josh Rardain, 0-yards, at Meigs
Last opponent blocked punt return for TD:	2014, Kolton Edmondson, 15-yards, at Loudonville
Last time Logan kicked a field goal:	2016, Charlie Kline, 41-yards, vs Hamilton Ross
Last time an opponent kicked a field goal:	2016, Domonic DiMaccio, 52-yards, vs St. Francis DeSales
Last time Logan recorded a safety:	2010, bad snap kicked out of endzone by QB, at Warren
Last time an opponent recorded a safety:	2016, punt snap out of endzone, vs St. Francis DeSales
Last 200+ yard rushing game:	2015, Bryce McBride, 328 yards, at Athens
Last opponent 200+ yard rushing game:	2014, Anthony Jones, 253 yards, at Teays Valley
Last time 2 players rushed for 100+ yards:	2014, Bryce McBride (227) and Dean Jordan (109), at Meigs
Last time opp. had 2 players rush for 100+ yards:	2014, Jerry King (163), Ryan Fitchpatrick (120), and Harrison Taylor (110), vs Lancaster
Last player to rush for 3 or more TDs:	2015, Bryce McBride (3), at Athens
Last opposing player to rush for 3 or more TDs:	2016, Alonzo Booth (3), vs St. Francis DeSales
Last 250+ yard passing game:	2015, Lane Little (259), at Gallipolis
Last opponent 250+ yard passing game:	2016, Bryce Hall (334), at Jackson
Last player to throw for 3+ touchdowns:	2016, Brady Walsh (3), vs Athens
Last opposing player to throw for 3+ touchdowns:	2016, Bryce Hall (5), at Jackson
Last time Logan scored 50+ points:	Aug. 28, 2015 – at Athens, 61-49 win
Last time an opponent scored 50+ points:	Oct. 14, 2016 – vs St. Francis DeSales 7-54 loss
Last time Logan recorded a shut-out:	Oct. 21, 2016 – vs Hamilton Ross, 23-0 win
Last time an opponent recorded a shut-out:	Sept. 23, 2016 – vs Nelsonville-York, 35-0



2016 Logan Chieftains Varsity Football Schedule



 VS Dublin Jerome	<p>Aug. 26, 2016 7:00 PM AT Logan Chieftain Stadium Logan, OH</p> <p>Loss, 00-58</p>	 VS Dublin Jerome
<p>2nd Meeting ----- Last Meeting: 2016 (00-58 loss) ----- Series tied 1-1 ----- Jerome won last meeting</p>		
 AT Teays Valley Vikings	<p>Sept. 2, 2016 7:00 PM AT Viking Stadium Ashville, OH</p> <p>Loss, 00-21</p>	 AT Teays Valley Vikings
<p>4th Meeting ----- Last Meeting: 2016 (00-21 loss)----- Teays Valley leads 3-1 ----- TV won last meeting</p>		
 AT Meigs Marauders	<p>Sept. 9, 2016 7:30 PM AT Farmers Bank Stadium Rock Springs, OH</p> <p>Loss, 19-25</p>	 AT Meigs Marauders
<p>17th Meeting ----- Last Meeting: 2016 (25-19 loss) ----- Logan leads 9-7-1 ----- Meigs won last meeting</p>		
 AT Cambridge Bobcats	<p>Sept. 16, 2016 7:00 PM AT McFarland Stadium Cambridge, OH</p> <p>Loss, 14-48</p>	 AT Cambridge Bobcats
<p>2nd Meeting ----- Last Meeting: 2016 (14-48 loss) ----- Series tied 1-1 ----- Cambridge won last meeting</p>		
 VS Nelsonville-York Buckeyes	<p>Sept. 23, 2016 7:00 PM AT Logan Chieftain Stadium Logan, OH</p> <p>Loss, 00-35</p>	 VS Nelsonville-York Buckeyes
<p>33rd Meeting ----- Last Meeting: 2016 (00-35 win) ----- Logan leads 24-9 ----- Nelsonville-York won last meeting</p>		

 VS Athens Bulldogs	Sept. 30, 2016 7:00 PM AT Logan Chieftain Stadium Logan, OH WIN, 31-30	 VS Athens Bulldogs
90 th Meeting ----- Last Meeting: 2016 (31-30 win) ----- Logan leads 51-34-5 ----- Logan has won 14 straight		
 AT Jackson Ironmen	Oct. 7, 2016 7:00 PM AT Alumni Stadium Jackson, OH SEOAL Loss, 14-46	 AT Jackson Ironmen
94 th Meeting ----- Last Meeting: 2016 (14-46 loss) ----- Logan leads 46-44-4 ----- Jackson has won 3 straight		
 VS Cols. DeSales Stallions	Oct. 14, 2016 7:00 PM AT Logan Chieftain Stadium Logan, OH Loss, 07-54	 VS Cols. DeSales Stallions
10 th Meeting ----- Last Meeting: 2016 (7-54 loss) ----- SFD leads 7-3 ----- SFD has won 4 straight		
 VS Hamilton Ross Rams	Oct. 21, 2016 7:00 PM AT Logan Chieftain Stadium Logan, OH WIN, 23-0	 VS Hamilton Ross Rams
1 st Meeting ----- Last Meeting: 2016 (23-0 win) ----- Logan leads 1-0 ----- Logan won last meeting		
 AT Warren Warriors	Oct. 8, 2016 7:00 PM AT Warren Warriors Stadium Vincent, OH SEOAL	 AT Warren Warriors
31 st Meeting ----- Last Meeting: 2015 (39-0 win) ----- Logan leads 25-5 ----- Logan has won 3 straight		



2016 Logan Chieftains Varsity Football Roster



No.	Name	Class	Height	Weight	Position
2	Aaron Jackson	12	5-10	140	WR/DB
3	Jenson Wallace *	12	6-1	165	WR/DB
4	Kyle Arnett	10	5-10	150	QB/DB
5	Tommy Breining *	12	6-4	155	TE/DB
6	Jeremy Minor *	12	5-11	170	RB/LB
7	Braeden Spatar	9	5-7	160	QB/DB
8	Brady Walsh *	11	6-0	185	QB/DB
10	Trevor Wolfe	10	6-3	140	TE/DB
11	Landon Little	10	5-10	140	WR/DB
12	Tyler Cummin	10	5-9	155	WR/DB
13	Colton Dixon	12	5-9	130	QB/DB Capt.
14	Isaac Baron	11	6-0	180	RB/LB
16	Cymon Rooker	11	5-11	190	TE/DL
17	Charlie Kline	9	6-2	165	WR/DB
19	David Talbott	11	6-0	150	WR/DB
20	Cameron Fields	11	5-11	140	RB/LB
21	Jeromy Weaver	10	5-11	170	RB/LB
22	Aaron Magdich	10	5-10	120	WR/DB
23	Kyle Horner	10	5-10	200	RB/DB
24	Donovan Lecroy	10	5-11	135	TE/LB
25	Weston Stoneburner	10	5-10	195	TE/LB
27	Peter Rosado	12	5-11	160	WR/DB
28	Colton Ruff	9	5-10	165	RB/LB
29	Conner Ruff	9	5-10	160	RB/LB
30	Shane Souders	10	5-10	175	RB/LB
33	Riley Nelson *	12	6-0	170	WR/DB
44	Preston Yates	10	5-10	180	RB/LB
50	Carter Hodson	11	5-11	220	OL/DL
51	Jace Justice	10	5-7	205	OL/DL
52	Garrett Baker	11	5-9	190	OL/LB
54	Tucker Wilson	11	6-3	310	OL/DL
55	Kory Henthorne **	12	6-4	265	OL/DL Capt.
56	Clay Risch	10	5-11	175	OL/DL
57	Josh Horton	10	5-9	185	OL/DL
58	Dakota Dement	11	5-9	195	OL/DL Capt.
60	Cody Wolfe	12	5-10	250	OL/DL
61	Blaise Zagoric	10	5-9	195	OL/DL
62	Nick Baker	11	6-0	210	OL/DL
63	Chris Fitch	11	5-10	190	OL/DL
65	Trevor Wyckoff	9	5-10	280	OL/DL
66	Anderson Wolfe	12	6-1	220	OL/DL
67	Kamryn Carter *	11	5-11	280	OL/DL
68	Sheldon Frasure	10	6-1	210	OL/DL
70	Lance Edwards	10	6-0	245	OL/DL
71	Dakota Stiffarm	11	6-0	220	OL/DL
72	Sam Kisor	9	5-11	205	OL/DL
73	Isaac Lewis	10	5-4	155	OL/DL
76	Clayten Yoder	10	6-0	225	OL/DL

Week Ten AT Warren

77	Brody Wood	10	6-2	150	OL/DL
78	TJ Meyer *	12	6-1	220	OL/DL
79	Carson Miller	9	5-11	215	OL/DL
81	Kaden McQuaide	10	5-8	125	WR/DB
82	Thomas Wodzisz	11	5-3	105	WR/DB
84	Carson Shaben	10	5-10	145	WR/DB
86	Sam Hall	10	6-4	175	TE/DL
88	Casey Heft	11	5-11	140	WR/DB

* = Letters Earned

Capt = Full-time team captain

All-Time School Record: 563-374-37 (344-183-18 in the SEOAL)

Head Coach: Billy Burke (University of Akron, 4th Season, 21-18 overall)

Asst. Coaches: Brian Breining, Jimmer Breining, Jim Huntsberger, Josh Sturgell, Greg Thrapp, Pat Walsh, Tim Woodgeard

2016 Junior Varsity Schedule

Date	Opponent	Location	Time-Result
08/27	Dublin Jerome	Dublin Jerome	Loss, 12-32
09/03	Teays Valley	Logan	WIN, 22-12
09/10	Meigs	Logan	WIN, 26-06
09/17	New Lexington	New Lexington	TIE, 26-26
09/24	Licking Valley	Licking Valley	Loss, 00-14
10/01	Athens	Logan	Loss, 30-36
10/15	Columbus St. Francis DeSales	Columbus SFD	Loss, 00-44
10/22	Zanesville	Logan	WIN, 32-22

2016 Freshman Schedule

Date	Opponent	Location	Time-Result
08/27	Dublin Jerome	Dublin Jerome	Loss, 08-47
09/07	Teays Valley	Teays Valley	Loss, 06-19
09/10	Tri-Valley	Tri-Valley	Loss, 00-20
09/19	Hamilton Township	Hamilton Township	Loss, 14-28
09/24	Licking Valley	Licking Valley	Loss, 12-26
10/01	Springfield	Logan	Loss, 00-63
10/06	Jackson	Jackson	Loss, 18-44
10/15	Columbus St. Francis DeSales	Columbus SFD	Loss, 00-46
10/24	Chillicothe	Logan	5:30 PM

2016 Warren Warriors Varsity Roster

No.	Name	Class	HT	WT	Pos.
1	Michael Smith	12	6-3	190	TE/DE
2	Landon Hanes	10	5-5	125	QB/DB
3	Tyler Schafer	10	5-11	175	RB/LB
7	Tristan Duffey	10	5-11	135	QB/WR/DB
8	Casey Adams	10	6-4	165	QB/FS
9	Alexander Mills	12	5-9	175	RB/DB
11	Landon Wigal	10	5-11	190	RB/DE/K
12	Ashton Pittman	9	5-9	155	TE/DB
14	Adam Kehl	12	5-10	150	RB/FS
15	Brady Oberdler	9	5-10	145	TE/DB
16	Matthew Modesitt	11	6-0	155	WR/DB/K
17	Liam Kellar	10	6-0	150	WR/CB
18	Ronnie Hill	11	6-2	185	QB/DB
19	Ethan Shumar	12	5-5	138	WR/CB
21	Kole Ballard	10	5-5	125	RB/DB
23	Bishop Ford	12	6-2	192	WR/FS
24	Thomas Miller	9	5-5	130	WR/DB
28	Japheth Woodburn	9	5-9	135	QB/DB
30	Tanner Wriston	11	5-10	180	RB/DB
31	John Shoup	9	5-8	155	RB/DB
32	Aaron Edgell	9	5-5	115	QB/DB
34	Cole Riffle	11	5-11	190	RB/LB
35	Zach Adkins	11	5-11	195	RB/LB
36	Austin Francis	10	5-6	130	WR/DB
44	Nicholas Fish	12	5-9	186	RB/DE/LB
50	Michael Lynch	10	5-11	175	OG/DT
51	Aden Offenberger	10	5-6	190	C/DT
52	Cameron Corser	12	5-10	250	OG/DL
54	Bryce Heitman	10	6-0	250	OG/DL
55	Nathaniel Gessel	11	6-1	210	C/DL
56	Brody Weekley	9	5-10	260	OT/DT
60	Nathan Warner	9	5-9	190	OL/LB
61	William Young	12	5-10	205	OG/DT
66	Ian Valentine	9	5-9	210	OT/DT
69	Curtis Vincent	12	5-11	205	OL/DT
71	Bradyn Crousser	10	5-6	220	OG/DT
74	Brayton Pannell	12	6-2	210	OL/DL
75	Ethan Walker	11	6-2	275	OT/DL
77	Kiron Howell	10	5-9	275	OT/DT
79	Braden Heitman	11	5-10	180	OG/DL
80	Quinlyn Davis	9	5-6	125	WR/CB
81	Jaiden Queen	9	5-9	170	WR/DB
82	Kourtney Custer	10	5-5	130	WR/DB
84	Jacob Smith	9	5-11	160	TE/DE
85	Timothy Seevers	10	5-9	190	TE/DE

Head Coach: Tim Carver (1st Season at WHS, 2-7 overall record)

Asst. Coaches: John Nichols, Jim Rhodes, Tyler Schaad, Ryan Curry, Chad Smith, Brian Hutchison

2016 Varsity Football Schedule

Date	Opponent	Location	Time/Result
08/26	Athens	Away	Loss, 00-41
09/02	Marietta	HOME	Loss, 12-50
09/09	Beallsville	HOME	WIN, 65-00
09/16	Parkersburg South (WV)	Away	Loss, 16-39
09/24	Oak Glen (WV)	HOME	WIN, 28-00
09/30	Jackson *	Away	Loss, 13-64
10/07	Union Local	HOME	Loss, 00-28
10/14	Weir (WV)	Away	Loss, 00-47
10/21	Parkersburg (WV)	Away	Loss, 26-55
10/28	Logan *	HOME	7:00 PM

Logan Vs Warren All-Time Series History (Since 1912)**Total Games:** 30**First Game:** 1986**Logan Wins:** 25**Warren Wins:** 5**Total Score:** Logan 1121 (37 per game), Warren 414 (14 per game)**Last Logan Win:** 2016, 39-00 at Logan**Last Warren Win:** 2012, 49-8 at Warren**Current Streak:** Logan has won 3 straight.

Year	Location	Winning Team	Score
1986	Logan	Logan	07-06
1987	Warren	Logan	21-07
1988	Logan	Logan	12-07
1989	Warren	Logan	06-00
1990	Logan	Logan	26-13
1991	Warren	Logan	21-20 (OT)
1992	Logan	Logan	42-09
1993	Warren	Logan	49-15
1994	Logan	Logan	38-14
1995	Warren	Warren	25-34
1996	Logan	Warren	31-32
1997	Warren	Warren	28-31
1998	Logan	Logan	21-14 (OT)
1999	Warren	Logan	35-07
2000	Logan	Logan	56-27
2001	Warren	Logan	42-00
2002	Logan	Logan	53-07
2003	Warren	Logan	42-00
2004	Logan	Logan	62-15
2005	Warren	Logan	48-07
2006	Warren	Logan	65-00
2007	Logan	Logan	60-07
2008	Logan	Logan	42-00
2009	Warren	Logan	31-15
2010	Warren	Logan	15-10
2011	Logan	Warren	34-40 (2OT)
2012	Warren	Warren	08-49
2013	Logan	Logan	49-22
2014	Warren	Logan	13-06
2015	Logan	Logan	39-00

Game Notes:

- **Tonight's Match-up** The 31st meeting between Logan and Warren may not have much on the line – both teams are 2-7 and well out of both league title or playoff contention. But the matchup is 2,177th and final football game of the famed Southeastern Ohio Athletic League. Logan leads the all-time series 25-5 including wins in each of the last three seasons.

The Warriors, under first year head coach Tim Carver, have rebounded despite only having a pair of wins. Warren had lost its last 19 games under Anthony Fish in 2014 and 2015, but have a pair of shut-out wins over Beallsville (65-0) and Oak Glen, WV (28-0). Five of their seven losses have come against teams with a winning record. The Warriors fell at Parkersburg, WV last week 55-26.

Logan picked up just their second win of the season in shutting out Hamilton Ross 23-0 last week during senior night at Logan Chieftain Stadium. Brady Walsh through a pair of touchdowns to Jenson Wallace, Jeremy Minor added a scoring run, and freshman Charlie Kline kicked a 41-yard field goal. Logan's first nine opponents have a record of 52-29.

The two teams have a pair of common opponents; Athens defeated Warren 41-0 in the season opener while Jackson defeated Warren 64-13. Logan beat Athens 31-30 but also lost to Jackson 46-14.

- **Why not?** With the first half clock ticking toward zero and Logan clinging to a small 6-0 lead last week against Hamilton Ross, Logan turned a Rams turnovers into points. A short return on an interception combined with a personal foul penalty gave Logan the ball at the 50 yard line, and just a few plays later the purple and white lined up for a 41-yard field goal try despite kick Charlie Kline missing a first quarter PAT.

Kline's kick sailed through the uprights, giving Logan just their second field goal since 2010. The 41-yard effort was only the 11th field goal of 40+ yards in school history and the 9th longest ever. Josh Jackson's 47-yard kick against Zanesville in 1991 remains the longest ever.

- **This is the End** As previously mentioned, tonight will be the 2,177th – and final – Southeastern Ohio Athletic League football game. After 92 years, the league will cease operation as the Jackson Ironmen move to the newly formed Frontier Athletic Conference after the current school year.

The Ironmen clinched their record tying 25th league title by routing Warren (64-13) and Logan (46-14). Logan, also holders of 25 grid crowns, leads with 354 all-time wins despite playing 13 fewer games than the Ironmen.

With a victory tonight, Logan could avoid their first winless SEOAL campaign since 1930, the only time they failed to chalk up at least one SEOAL victory. In fact, Logan had previously won only a single game 9 times (1927, 1929, 1936, 1953, 1955, 1981, 1984, 1995, and 2011)

- **On this date** This will be the 15th game ever played by Logan on October 28. The Chieftains are 8-5-1 all-time on this date and have won 7 of their last 8. Including tonight, Logan has only played one non-league game on this date, and that came before the birth of the SEOAL in a 7-7 tie against future league foe Wellston.
- **Underclassman at Captain** Junior Dakota Dement was named the first full-time captain as an underclassman since Henry Adcock pulled the trick in 1924. Dement, who features on both the offensive and defensive lines, was chosen via a vote of his teammates alongside senior Colton Dixon and Kory Henthorne. The fourth captain spot will rotate each week.

2016 Logan Football Two-Deep

Offense

QB	8	Brady Walsh	6-0	185lbs	JR
		<i>54-144 passing, 696 yards, 9TDs, 5 INTs; 86 carries, 149 yards, TD</i>			
	7	Braeden Spatar	5-7	160lbs	Frosh
		<i>1-2 passing, 3 yards; 3 carries, -10 yards</i>			
RB	6	Jeremy Minor	5-11	170lbs	SR OR...
		<i>94 carries, 503 yards, 3TDs</i>			
	44	Preston Yates	5-10	180lbs	Soph
		<i>69 carries, 269 yards, TD</i>			
H-Back	29	Conner Ruff	5-10	160lbs	Frosh OR...
		<i>2 carries, 4 yards</i>			
	28	Colton Ruff	5-10	165lbs	Frosh
		<i>4 carries, 6 yards</i>			
R	3	Jenson Wallace	6-1	165lbs	SR
		<i>22 receptions, 241 yards, 5 TDs</i>			
	19	David Talbott	6-0	150lbs	JR
		<i>1 reception, 7 yards</i>			
R	33	Riley Nelson	6-0	170lbs	SR
		<i>15 receptions, 162 yards, 2 TDs</i>			
	88	Casey Heft	5-11	140lbs	JR
		<i>1 reception, 3 yards</i>			
R	11	Landon Little	5-10	140lbs	Soph
		<i>7 receptions, 68 yards; 5 carries, 18 yards</i>			
	12	Tyler Cummin	5-9	155lbs	Soph
		<i>6 carries, 35 yards</i>			
TE	5	Tommy Breining	6-4	155lbs	SR
		<i>9 receptions, 218 yards, 2TDs</i>			
	16	Cymon Rooker	5-11	190lbs	JR
LT	55	Kory Henthorne	6-4	265lbs	SR
	52	Garrett Baker	5-9	190lbs	JR
OG	58	Dakota Dement	5-9	195lbs	JR
	70	Lance Edwards	6-0	245lbs	Soph
C	67	Kamryn Carter	5-11	280lbs	JR
	78	TJ Meyer	6-1	220lbs	SR
OG	71	Dakota Stiffarm	6-0	220lbs	JR
	65	Trevor Wyckoff	5-10	280lbs	Frosh
OT	56	Clay Risch	5-11	175lbs	Soph
	54	Tucker Wilson	6-3	310lbs	JR

2016 Logan Football Two-Deep*Defense*

DE	55	Kory Henthorne	6-4	265lbs	SR	
		<i>40 total tackles (19 solo); 5 for loss, 3 sacks, 3 blocks</i>				
	67	Kamryn Carter	5-11	280lbs	JR	
		<i>10 total tackles (2 solo); 1 for loss, 1 sack</i>				
DT	50	Carter Hodson	5-11	220lbs	JR	
		<i>23 total tackles (5 solo); 1 for loss, 2 sacks, 1 PBU</i>				
	78	TJ Meyer	6-1	220lbs	SR	
		<i>15 total tackles (5 solo); 2 for loss, 2 fumble recoveries</i>				
DT	58	Dakota Dement	5-9	195lbs	JR	
		<i>23 total tackles (5 solo); 1 for loss, 1 sack</i>				
	67	Kamryn Carter	5-11	280lbs	JR	
		<i>10 total tackles (2 solo); 1 for loss, 1 sack</i>				
DE	86	Sam Hall	6-4	175lbs	Soph	
		<i>26 tackles (9 solo); 5 for loss; 5 sacks; 2 caused fumbles</i>				
	16	Cymon Rooker	5-11	190lbs	JR	
		<i>10 total tackles (1 solo); 1 for loss</i>				
OLB	12	Tyler Cummin	5-9	155lbs	Soph	
		<i>61 total tackles (26 solo); 3 for loss, 1 sack, 3 PBUs, 2 caused fumbles</i>				
	5	Tommy Breining	6-4	155lbs	SR	
		<i>13 total tackles (6 solo); 1 for loss</i>				
ILB	6	Jeremy Minor	5-11	170lbs	SR	
		<i>52 total tackles (22 solo); 2 for loss</i>				
	21	Jeromy Weaver	5-11	170lbs	Soph	
		<i>8 total tackles (3 solo)</i>				
ILB	28	Colton Ruff	5-10	165lbs	Frosh	OR...
		<i>27 total tackles (8 solo); 3 for loss; 1 sack; 1 caused fumble</i>				
	29	Conner Ruff	5-10	160lbs	Frosh	
		<i>41 total tackles (12 solo); 3 for loss</i>				
CB	3	Jenson Wallace	6-1	165lbs	SR	OR...
		<i>18 total tackles (13 solo); 1 for loss, 2 PBUSs, 1 caused fumble, 1 block</i>				
	88	Casey Heft	5-11	140lbs	JR	
		<i>13 total tackles (5 solo); 2 for loss, 2 PBUs, 1 fumble recovery</i>				
SS	2	Aaron Jackson	5-10	140lbs	SR	
		<i>71 total tackles (31 solo); 1 fumble recovery</i>				
	8	Brady Walsh	6-0	185lbs	JR	
		<i>3 total tackle (2 solo); 1 for loss</i>				
FS	13	Colton Dixon	5-9	130lbs	SR	
		<i>47 total tackles (19 solo); 2 PBUs, 1 caused fumble, 1 fumble recovery, 2 INTs</i>				
	17	Charlie Kline	6-2	165lbs	Frosh	
		<i>9 total tackles (2 solo)</i>				
CB	33	Riley Nelson	6-0	170lbs	SR	
		<i>18 total tackles (12 solo); 1 PBU, 1 INT</i>				
	11	Landon Little	5-10	140lbs	Soph	
		<i>7 total tackles (5 solo); 1 PBU; 1 INT</i>				

Logan Varsity Football Stats through Week 9

TEAM STATS	LHS	OPP
First Downs	94	152
Plays from Scrimmage	430	466
Rushing (Plays-Yards)	283-947	317-1935
Passing Yards	699	1614
Total Yards	1646	3549
Passes (Comp-Att-Int)	55-147-6	94-149-4
Fumbles (No.-Lost)	11-5	13-6
Penalties (No.-Yards)	39-322	66-673

LOG – 23 – 24 – 21 – 40 – 108

OPP – 91 – 98 – 76 – 52 – 317

Rushing

Player	Attempts	Yards	TDs	Yards/Carry
Jeremy Minor	94	503	3	5.35
Preston Yates	69	269	1	3.90
Brady Walsh	86	149	1	1.73
Tyler Cummin	6	35	0	5.83
Landon Little	5	18	0	3.60
TJ Meyer	1	12	0	12.00
Shane Souders	3	11	0	3.67
Colton Ruff	4	6	0	1.50
Conner Ruff	2	4	0	2.00
Charlie Kline	1	4	0	4.00
Cameron Fields	1	(-1)	0	-1.00
Riley Nelson	3	(-2)	0	-0.67
Braeden Spatar	3	(-10)	0	-3.33
TEAM	4	(-47)	0	-

Passing

Player	Comp.	Attempts	Yards	TDs	INTs
Brady Walsh	54	144	696	9	5
Braeden Spatar	1	2	3	0	0
TJ Meyer	0	1	0	0	1

Receiving

Player	Rec.	Yards	TDs
Jenson Wallace	22	241	5
Riley Nelson	15	162	2
Tommy Breining	9	218	2
Landon Little	7	68	0
David Talbott	1	7	0
Casey Heft	1	3	0

Scoring Stats

Player	TDs	PAT	2P	FG	Total Points
Jenson Wallace	5	0	0	0	30
Riley Nelson	3	0	0	0	18
Charlie Kline	0	12	0	2	18
Jeremy Minor	3	0	0	0	18
Tommy Breining	2	0	0	0	12
Brady Walsh	1	0	0	0	6
Preston Yates	1	0	0	0	6

Warren Varsity Football Stats through Week 9

TEAM STATS	WHS	OPP
First Downs	75	118
Plays from Scrimmage	378	401
Rushing (Plays-Yards)	298-1493	256-1912
Passing Yards	400	1120
Total Yards	1893	3032
Passes (Comp-Att-Int)	29-80-4	75-145-2
Fumbles Lost	11	6
Penalties (No.-Yards)	48-386	60-560

WAR – 47 – 034 – 20 – 60 – 161

OPP – 91 – 100 – 92 – 41 – 324

Rushing

Player	Attempts	Yards	TDs	Yards/Carry
Cole Riffle	150	1121	9	7.47
Ronnie Hill	67	157	3	2.34
Tyler Schafer	15	74	1	4.93
Nick Fish	25	62	1	2.48
Tanner Wriston	10	49	0	4.90
Tristen Duffey	5	35	1	7.00
Will Young	1	24	1	24.00
Bishop Ford	4	18	0	4.50
Casey Adams	12	5	1	0.42
Alex Mills	7	(-2)	0	-0.29
Matt Modesitt	2	(-50)	0	-25.00

Passing

Player	Comp.	Attempts	Yards	TDs	INTs
Ronnie Hill	17	45	209	2	2
Casey Adams	12	34	191	4	2
Nick Fish	0	1	0	0	0

Receiving

Player	Rec.	Yards	TDs
Bishop Ford	8	189	4
Cole Riffle	6	48	0
Ronnie Hill	5	82	2
Nick Fish	3	24	0
Alex Mills	3	17	0
Michael Smith	2	22	0
Tim Seevers	2	18	0

Scoring Stats

Player	TDs	PAT	2P	FG	Total Points
Cole Riffle	9	0	0	0	54
Ronnie Hill	5	0	0	0	30
Bishop Ford	4	0	0	0	24
Matt Modesitt	0	15	0	1	18
Casey Adams	1	0	0	0	6
Tristen Duffey	1	0	0	0	6
Nick Fish	1	0	0	0	6
Tyler Schafer	1	0	0	0	6
Will Young	1	0	0	0	6
Kiron Howell	0	0	1	0	2
Landon Wigal	0	1	0	0	1



Logan Football Individual and Team Records



Individual Records

Passing

Most Attempts, Game

Lane Little, 40, vs Lancaster, 2014

Most Attempts, Season

Patrick Angle, 302, 2009

Most Attempts, Career

Patrick Angle, 596, 2007-2009

Most Completions, Game

Patrick Angle, 27 vs Pick. North, 2009

Most Completions, Season

Patrick Angle, 193, 2009

Most Completions, Career

Patrick Angle, 377, 2007-2009

Most Passing Yards, Game

Patrick Angle, 324 at Pick. North, 2008

Most Passing Yards, Season

Patrick Angle, 2546, 2009

Most Passing Yards, Career

Patrick Angle, 5,112, 2007-2009

Most Passing TDs, Game

Lane Little, 5, vs Cambridge, 2015

Most Passing TDs, Season

Lane Little, 5, at Gallipolis, 2015

Most Passing TDs, Career

Lane Little, 30, 2015

Patrick Angle, 51, 2007-2009

Best Completion %, Game (Atleast 10 att)

Patrick Angle, 1.00 (15-15), at Hamilton Twp, 2009

Best Completion %, Season (Atleast 100 att)

Patrick Angle, .639, 2009

Best Completion %, Career (Atleast 200 att)

Patrick Angle, .632, 2009

Fewest INTs, Season (atleast 70 att)

Nick Kost, 0 INTs, 2013

Fewest INTs, Career (atleast 300 att)

Lane Little, 8, 2015

Consecutive passes w/o an interception

Patrick Angle, 129 passes, 2009

Most Consecutive Completed Passes, Season

Patrick Angle, 17, vs Hamilton Twp (15) & Gallia Academy (2), 2009

Most Consecutive Completed Passes, Game

Patrick Angle, 15, vs Pickerington North, 2009

Patrick Angle, 15, at Hamilton Township, 2009

Chad Zimmerman, 96 yards v. Warren, 1994

Longest Completion (for Touchdown)

Rushing

Most Rushing Yards, Game

Austin Rohr, 398 vs Marietta, 2003

Most Rushing Yards, Season

Derek Harden, 1670, 2000

Most Rushing Yards, Career

Kelly Wolfe, 3837, 1983-1986

Most Rushing Attempts, Game

Justin Frye, 42 vs Marietta, 2006

Most Rushing Attempts, Season

Derek Harden, 280, 2000

Most Rushing Attempts, Career

Kelly Wolfe, 638, 1983-1986

Most Rushing TDs, Game

Derek Harden, 6 vs Athens, 2001

Most Rushing TDs, Season

Isaac Schmeltzer, 6 vs Warren, 2013

Most Rushing TDs, Career

Derek Harden, 28, 2000

Derek Harden, 50, 1999-2001

Yards per carry, Game

John Cosgrove, 21.25 vs New Lex., 1994

Yards per carry, Season

John Cosgrove, 9.58, 1994

Yards per carry, Career

Bryce McBride, 8.43, 2013-2015

Most 100 yard games, Season

Wayne Bateman, 9, 1999

Most 200 yard games, Season

Derek Harden, 9, 2000

Justin Frye, 5, 2006

Most 200 yard games, Career

Austin Rohr, 6, 2001-2003

Longest Run From Scrimmage (for TD)

Justin Frye, 6, 2006-2007

Larry Bainter, 99 yards vs Middleport, 1960

Bryce McBride, 99 yards vs Portsmouth, 2013

Receiving

Most Receptions, Game

Zach McDaniel, 14, vs Pickerington North, 2008

Most Receptions, Season

Mason Mays, 60, 2009

Most Receptions, Career

Mason Mays, 121, 2007- 2009

Most Receiving Yards, Game

DJ Conrad, 260 vs Miami Trace, 1985

Most Receiving Yards, Season

Isaiah Smith, 1,044, 2015

Most Receiving Yards, Career

Mason Mays, 1,779, 2007-2009

Most TD Receptions, Game

Eric Cox, 4 vs River Valley, 1994

Most TD Receptions, Season

Isaiah Smith, 18, 2015

Most TD Receptions, Career

Isaiah Smith, 28, 2013-2015

Longest Reception (for TD)

Eric Cox, 96 yards vs Warren, 1994

Scoring

Most Points, Game

Isaac Schmeltzer, 42 points, vs Warren 2013

Most Points, Season

Derek Harden, 176, 2000

Most Points, Career

Derek Harden, 308, 1999-2001

Most TDs, Game

Isaac Schmeltzer, 7, vs Warren 2013

Most TDs, Season

John Cosgrove, 29, 1994

Derek Harden, 29, 2000

Most TDs, Career

Derek Harden, 51, 1999-2001

Kicking Points, Game

Jordan Jackson, 10 vs Marietta, 1993

Kicking Points, Season

Matt Shaw, 10 at Warren, 1999

Adam Puhl, 68, 2000

Kicking Points, Career

Derek Montgomery, 68, 2009

Matt Shaw, 123, 1997-1999

Kicking

Most PATs, Game

Adam Puhl, 9 vs Jackson, 2000

Most PATs, Season

Adam Puhl, 65, 2000

Most PATs, Career

Adam Puhl, 104, 2000-2001

Most FGs, Game

Eleven Times at 2, Most recent was Derek Montgomery vs Warren, 2010 and Zanesville 2009

Most FGs, Career

Derek Montgomery, 16, 2009-2010

Longest FG Made

Josh Jackson, 47 yds vs Zanesville, 1991

Longest Punt

Johnny Conrad, 63 yds vs Pt. Pleasant, 2000

Joe Karshner, 70 yds at Jackson, 1938

Interceptions

Most INTs, Game

Mutiple Tied at 3, most recent Lucas Wright vs. Portsmouth 2007

Most INTs, Season

Greg Poston, 11, 1967

Chad Zimmerman, 11, 1993

Most INTs, Career

Lucas Wright, 17, 2005-2007

Longest INT Return

Evan DeLong, 101 yards, vs Loudonville 2013

Kick Returns

Longest Kick-Off Return (for TD)

Bill Shaw, 95 yards, vs Glouster 1939

Alex Clutter, 95 yds, at Watkins Mem., 1995

Isaac Schmeltzer, 95 yds, vs Teays Valley, 2013

Nick Maniskas, 87 yards vs Jackson, 1987

Longest Punt Return (for TD)

LoganFootball.com Media Guide/Game Notes 16
Week Ten AT Warren

Miscellaneous

Most Consecutive Games Played

Robbie Johnson, 37 games, 1960-1963

Bob Stewart, 37 games, 1960-1963

Longest fumble return (for TD)

Dean Jordan, 89 yards, vs Lancaster, 2014

Team Records

Passing

Most Attempts, Game

42, vs Lancaster, 2014

Most Attempts, Season

336, 2009

Most Passing Yards, Game

390, at Gallia Academy, 2009

Most Passing Yards, Season

2832, 2009

Most Completions, Game

28 vs Pickerington North, 2009

Most Completions, Season

209, 2009

Most Passing TDs, Game

5, 3X, most recent at Gallipolis, 2015

Most Passing TDs, Season

28, 2009

Rushing

Most Rushing Attempts, Game

74, vs New Lexington, 1980

Most Rushing Attempts, Season

553, 2000

Most Rushing Yards, Game

562, vs Portsmouth, 2013

Most Rushing Yards, Season

3050, 2000

Most Rushing TDs, Game

9, at Warren, 2006

Most Rushing TDs, Season

49, 2000

Total Yardage

Most Total Yardage, Game

649, at Athens, 2015

Most Total Yardage, Season

4974, 2000

Scoring

Most Points, Quarter

42 vs Marietta, 2007

Most Points, Game

81 vs New Lexington, 1920

Most Points, Season

519, 2000

Least Points, Season

21, 1929

Most Points Allowed, Game

62 vs Columbus West, 1930

Most Points Allowed, Season

336, 2011

Least Points Allowed, Season

12, 1933

Victories

Most Wins, Season

12

Most Consecutive Wins

18, 1963-1965

Most Consecutive Wins, Reg. Season

29, 1999-2001

29, 2007-2009

Most Consecutive SEOAL Wins

34, 2004-2009

Largest Winning Margin

72 vs Nelsonville, 1959

Largest Win via Shut-Out

72-0 vs Nelsonville, 1959

Defeats

Most Losses, Season

9, 2011

Most Consecutive Losses

9, 1953-1954

Largest Losing Margin

55 vs Cols. West (62-7), 1930

Largest Loss via Shut-Out

58-0 vs Dublin Jerome, 2016

First Downs

Most 1st Downs, Game

27, vs Athens, 1986

27, at Athens, 2015

Most 1st Downs, Season

262, 2000

Logan Football Starting Line-Up (10/28/2016 AT Warren)*Offense*

QB	8	Brady Walsh	6-0	185lbs	JR	
RB	6	Jeremy Minor	5-11	170lbs	SR	OR...
RB	44	Preston Yates	5-10	180lbs	Soph	
H-B	29	Conner Ruff	5-10	160lbs	Frosh	OR...
H-B	28	Colton Ruff	5-10	165lbs	Frosh	
WR	3	Jenson Wallace	6-1	165lbs	SR	
WR	11	Landon Little	5-10	140lbs	Soph	
WR	33	Riley Nelson	6-0	170lbs	SR	
TE	5	Tommy Breining	6-4	155lbs	SR	
LT	55	Kory Henthorne	6-4	265lbs	SR	
LG	58	Dakota Dement	5-9	195lbs	JR	
C	67	Kamryn Carter	5-11	280lbs	JR	
RG	56	Clay Risch	5-11	175lbs	Soph	
RT	71	Dakota Stiffarm	6-0	220lbs	JR	OR...
RT	70	Lance Edwards	6-0	245lbs	Soph	

Other Offensive Players:

WR	12	Tyler Cummin	5-9	155lbs	Soph	
TE	16	Cymon Rooker	5-11	190lbs	JR	
H-B	21	Jeromy Weaver	5-11	170lbs	JR	
OL	65	Trevor Wyckoff	5-10	280lbs	Frosh	
TE	86	Sam Hall	6-4	175lbs	Soph	
WR	88	Casey Heft	5-11	140lbs	JR	

Defense

DE	55	Kory Henthorne	6-4	265lbs	SR	
DT	50	Carter Hodson	5-11	220lbs	JR	
DT	58	Dakota Dement	5-9	195lbs	JR	
DE	86	Sam Hall	6-4	175lbs	Soph	
OLB	12	Tyler Cummin	5-9	155lbs	Soph	
ILB	6	Jeremy Minor	5-11	170lbs	SR	
ILB	29	Conner Ruff	5-10	160lbs	Frosh	OR...
ILB	28	Colton Ruff	5-10	165lbs	Frosh	
CB	3	Jenson Wallace	6-1	165lbs	SR	OR...
CB	88	Casey Heft	5-11	140lbs	JR	
SS	2	Aaron Jackson	5-10	140lbs	SR	
FS	13	Colton Dixon	5-9	130lbs	SR	
CB	33	Riley Nelson	6-0	170lbs	SR	

Other Defensive Players:

DE	16	Cymon Rooker	5-11	190lbs	JR	
LB	21	Jeromy Weaver	5-11	170lbs	Soph	
DL	67	Kamryn Carter	5-11	280lbs	JR	
DL	78	TJ Meyer	6-1	220lbs	SR	

Specialists:

PK	17	Charlie Kline	6-2	165lbs	Frosh	
HO	13	Colton Dixon	5-9	130lbs	SR	
LS	55	Kory Henthorne	6-4	265lbs	SR	
KO/P	78	TJ Meyer	6-1	220lbs	SR	
KR	3	Jenson Wallace	6-1	165lbs	SR	
KR	33	Riley Nelson	6-0	170lbs	SR	
PR	8	Brady Walsh	6-0	185lbs	JR	

Warren Football Starting Line-Up (10/28/2016 VS Logan)*Offense*

QB	8	Casey Adams	6-4	165lbs	Soph	
RB	34	Cole Riffle	5-11	190lbs	JR	
FB	44	Nick Fish	5-9	186lbs	SR	
SB/R	9	Alex Mills	5-9	175lbs	SR	OR...
WR	18	Ronnie Hill	6-2	185lbs	JR	
WR	23	Bishop Ford	6-2	192lbs	SR	
TE	85	Tim Seevers	5-9	190lbs	Soph	
RT	75	Ethan Walker	6-2	275lbs	JR	
RG	54	Bryce Heitman	6-0	250lbs	Soph	
C	55	Nathan Gessel	6-1	210lbs	JR	
LG	71	Bradyn Crouser	5-6	220lbs	Soph	
LT	77	Kiran Howell	5-9	275lbs	Soph	

Other Offensive Players:

TE	1	Michael Smith	6-2	185lbs	JR	
RB	30	Tanner Wriston	5-10	180lbs	JR	
OL	61	William Young	5-10	205lbs	SR	
OL	69	Curtis Vincent	5-11	205lbs	SR	

Defense

DE	1	Michael Smith	6-3	190lbs	SR	
DT	79	Braden Heitman	5-10	180lbs	JR	
DT	50	Michael Lynch	5-11	175lbs	Soph	OR...
NG	77	Kiron Howell	5-9	275lbs	JR	
DE/LB	44	Nick Fish	5-9	186lbs	SR	
LB	34	Cole Riffle	5-11	190lbs	JR	
LB	30	Tanner Wriston	5-10	180lbs	JR	
LB	3	Tyler Schafer	5-11	175lbs	Soph	
CB	9	Alex Mills	5-9	175lbs	SR	
S	23	Bishop Ford	6-2	192lbs	SR	
S	18	Ronnie Hill	6-2	185lbs	JR	
CB	19	Ethan Shumer	5-5	138lbs	SR	

Other Defensive Players:

DL	54	Bryce Heitman	6-0	250lbs	Soph	
DL	55	Nathan Gessel	6-1	210lbs	JR	
DE	85	Tim Seevers	5-9	190lbs	Soph	

Specialists:

PK	16	Matthew Modesitt	6-0	155lbs	JR	OR...
PK	11	Landon Wigal	5-11	190lbs	JR	
HO						
LS	34	Cole Riffle	5-11	190lbs	JR	
P	11	Landon Wigal	5-11	190lbs	JR	OR...
P	16	Matthew Modesitt	6-0	155lbs	JR	
KR/PR	21	Kole Ballard	5-5	125lbs	Soph	
KR	17	Liam Keller	6-0	150lbs	Soph	