



Logan Chieftains

1-2

VS



Sheridan Generals

1-2 (1-1)

Friday September 15, 2017
Logan Chieftain Stadium, Logan, OH

Table of Contents

Pg. 2	Logan Chieftain Stadium Records
Pg. 3	“The Last Time...”
Pgs. 4-5	LHS Varsity Schedule and Match-up Facts
Pgs. 6-7	Logan Varsity Roster, Coaches, Facts, Varsity/JV/Frosh Schedules
Pgs. 8-9	Sheridan Varsity Roster, Coaches, Varsity Schedule
Pg. 9	Series History
Pg. 10-11	Game Notes
Pgs. 12-13	Logan Two-deep
Pg. 14	Logan Stats
Pg. 15	Sheridan Stats
Pgs. 16-18	Logan HS individual & team records
Pg. 19	Logan projected starting line-up
Pg. 20	Sheridan projected starting line-up

Div. II, Reg. 7 Standings

1. Mifflin	3-0	8.1333
2. Youngstown Boardman	3-0	7.6500
3. Walnut Ridge	3-0	6.9500
4. Canal Winchester	2-1	5.5833
5. Licking Heights	2-1	5.4667
6. Ashland	2-1	5.1000
7. North Canton Hoover	2-1	5.0333
8. Massillon Washington	2-1	4.8232
<hr/>		
9. Briggs	2-1	4.2167
10. Columbus West	2-1	3.8500
11. New Albany	1-2	3.4167
12. Franklin Heights	1-2	3.1000
.....		
15 (t). Logan	1-2	2.1667

Chieftain Opponents:

Dublin Jerome AT Dublin Scioto
 Teays Valley AT Bloom Carroll (Thurs)
 Meigs VS Vinton County
 Chillicothe VS Bishop Hartley
 Athens VS Alexander
 Minford VS McDermott Northwest
 Hamilton Ross AT Harrison
 Warren AT Fort Frye

Logan Chieftain Stadium Records

Chieftains' Overall Record at "The Chief" – 27-22

Individual Records

Rushing

Most Rushing Yards
Most Rushing Attempts
Most Rushing TDs

275, Isaac Schmeltzer vs Warren, 2013
35, Daniel Bangura (Harvest Prep) vs Waterford, 2016
6, Jaylon Brown (St. Clairsville) vs Piketon, 2012
6, Isaac Schmeltzer vs Warren, 2013
99, Bryce McBride vs Portsmouth, 2013

Longest Run from Scrimmage:

Passing

Most Passing Yards
Most Completions
Most Attempts
Most Passing TDs

469, Grant Russell (Newark), 2013
27, Patrick Angle, vs Pickerington North, 2009
43, Joe Burrow (Athens), vs Marion-Franklin, 2013
5, Joe Burrow (Athens), vs St. Francis DeSales, 2014
5, Lane Little, vs Cambridge, 2015
92, Kelly Long to Sean Wotring, vs Jackson, 2011

Longest Completion

Receiving

Most Receptions

14, Zach McDaniel, vs Pickerington North, 2009
14, Darius Shackleford (Newark), 2013
269, Darius Shackleford (Newark), 2013
3, Darius Shackleford (Newark), 2013
3, Chance Cox, vs Lancaster, 2014
3, Isaiah Smith, vs Warren, 2015
92, Kelly Long to Sean Wotring, vs Jackson, 2011

Most Receiving Yards

Most Touchdown Receptions

Longest Reception

Special Teams

Longest Kick-off return for TD
Longest Punt return for TD
Longest Field Goal

97, Johnnie Charles (Portsmouth), 2013
76 yards, Chris McNally (St. Francis DeSales), 2016
52 yards, Domonic DiMaccio (DeSales), 2016

Defensive

Most Interceptions

2, Mason Jordan (Portsmouth) vs Logan, 2011
2, Casey Phillips vs Portsmouth 2013
101, Evan DeLong, vs Loudonville, 2013

Longest Interception Return for TD

Miscellaneous

Longest Play from Scrimmage
Longest fumble return for touchdown
Most Total Touchdowns

99, Bryce McBride run vs Portsmouth 2013
89, Dean Jordan, vs Lancaster, 2014
7, Isaac Schmeltzer vs Warren, 2013

Team Records

Most Rushing Yards
Most Passing Yards
Most Total Yards
Most Combined Rushing Yards
Most Combined Passing Yards
Most Combined Total Yards

562, Logan vs Portsmouth, 2013
469, Newark vs Logan, 2013
589, Logan vs Portsmouth, 2013
715, Logan vs Portsmouth, 2013
617, Logan vs Cambridge, 2015
974, Logan vs Portsmouth, 2013

Scoring

Most Points in a Game
Most Points (Combined)
Most Points in a Quarter (1 team)

59, St Clairsville 59, Piketon 27, 2012
107, Athens 55, Tri-Valley 52 (OT), 2013
30, Logan 30, Chillicothe 7, 2009
30, Dublin Jerome 30, Logan 0 - 2016
37, Logan 30, Chillicothe 7, 2009

Most Points in a Quarter (combined)

Logan Wins

First Win
Largest Winning Margin
Largest Winning Margin (via Shut-Out)
Consecutive Wins

Aug. 22, 2008 vs Lancaster (35-10)
45, vs Marietta 48-3; 2009
42, vs Warren 42-0; 2008
12 (Aug. 22, 2008-Aug. 27, 2010)

Logan Losses

First Loss
Largest Losing Margin
Largest Losing Margin (via Shut-Out)
Consecutive Losses

Aug. 27, 2010 vs Lancaster (37-24)
58, vs Dublin Jerome (58-0), 2016
58, vs Dublin Jerome (58-0), 2016
10, 2010-2011













Logan Football
“The last time”

Last kick-off return for TD: Last opponent kick-off return for TD:	2015, Jenson Wallace, 89-yards, at Nelsonville-York 2017, Cole Adams, 80-yards, vs Meigs
Last punt return for TD: Last opponent punt return for TD:	2015, Brady Walsh, 58-yards, at Gallipolis 2017, Blaze Bean, 39-yards, vs Teays Valley
Last interception return for TD: Last opponent interception return for TD:	2016, Riley Nelson, 89-yards, at Jackson 2012, Rodney Barnes, 43-yards, at Warren
Last fumble return for TD: Last opponent fumble return for TD:	2017, Conner Ruff, 0-yards, vs Meigs 2012, Jacob Blake, 40-yards, vs Nelsonville-York
Last blocked punt return for TD: Last opponent blocked punt return for TD:	2014, Josh Rardain, 0-yards, at Meigs 2014, Kolton Edmondson, 15-yards, at Loudonville
Last time Logan kicked a field goal: Last time an opponent kicked a field goal:	2016, Charlie Kline, 41-yards, vs Hamilton Ross 2016, Domonic DiMaccio, 52-yards, vs St. Francis DeSales
Last time Logan recorded a safety: Last time an opponent recorded a safety:	2010, bad snap kicked out of endzone by QB, at Warren 2016, punt snap out of endzone, vs St. Francis DeSales
Last 200+ yard rushing game: Last opponent 200+ yard rushing game:	2017, Preston Yates, 260 yards, vs Meigs 2014, Anthony Jones, 253 yards, at Teays Valley
Last time 2 players rushed for 100+ yards: Last time opp. had 2 players rush for 100+ yards:	2014, Bryce McBride (227) and Dean Jordan (109), at Meigs 2014, Jerry King (163), Ryan Fitchpatrick (120), and Harrison Taylor (110), vs Lancaster
Last player to rush for 3 or more TDs: Last opposing player to rush for 3 or more TDs:	2015, Bryce McBride (3), at Athens 2017, Robert Cope (3), at Dublin Jerome
Last 250+ yard passing game: Last opponent 250+ yard passing game:	2015, Lane Little (259), at Gallipolis 2016, Bryce Hall (334), at Jackson
Last player to throw for 3+ touchdowns: Last opposing player to throw for 3+ touchdowns:	2016, Brady Walsh (3), vs Athens 2016, Bryce Hall (5), at Jackson
Last time Logan scored 50+ points: Last time an opponent scored 50+ points:	Aug. 28, 2015 – at Athens, 61-49 win Oct. 14, 2016 – vs St. Francis DeSales 7-54 loss
Last time Logan recorded a shut-out: Last time an opponent recorded a shut-out:	Oct. 21, 2016 – vs Hamilton Ross, 23-0 win Sept. 23, 2016 – vs Nelsonville-York, 35-0



2017 Logan Chieftains Varsity Football Schedule

 AT Dublin Jerome	Aug. 25, 2017 7:00 PM AT Jerome HS Stadium Dublin, OH Loss, 07-41	 AT Dublin Jerome
3 rd Meeting ----- Last Meeting: 2017 (7-41 loss) ----- Jerome leads 2-1 ----- Jerome has won two straight		
 VS Teays Valley Vikings	Sept. 1, 2017 7:00 PM AT Logan Chieftain Stadium Logan, OH Loss, 07-35	 VS Teays Valley Vikings
5 th Meeting ----- Last Meeting: 2017 (7-35 loss)----- Teays Valley leads 4-1 ----- TV has won two straight		
 VS Meigs Marauders	Sept. 8, 2017 7:00 PM AT Logan Chieftain Stadium Logan, OH WIN, 26-22	 VS Meigs Marauders
18 th Meeting ----- Last Meeting: 2017 (26-22 loss) ----- Logan leads 10-7-1 ----- Logan won this season		
 VS Sheridan Generals	Sept. 15, 2017 7:00 PM AT Logan Chieftain Stadium Logan, OH	 VS Sheridan Generals
1 st Meeting ----- Last Meeting: none. ----- Tied 0-0 ----- First ever meeting		
 AT Chillicothe Cavaliers	Sept. 22, 2017 7:00 PM AT Herrnstein Field Chillicothe, OH	 AT Chillicothe Cavaliers
15 th Meeting ----- Last Meeting: 2012 (28-7 win) ----- Series tied 7-7 ----- Logan won the last meeting		

 AT Athens Bulldogs	<p>Sept. 29, 2017 7:30 PM AT R. Basil Rutter Field The Plains, OH</p>	 AT Athens Bulldogs
<p>91st Meeting ----- Last Meeting: 2016 (31-30 win) ----- Logan leads 51-34-5 ----- Logan has won 14 straight</p>		
 AT Minford Falcons	<p>Oct. 6, 2017 7:00 PM AT Falcon Field Minford, OH</p>	 AT Minford Falcons
<p>1st Meeting ----- Last Meeting: none. ----- Tied 0-0 ----- First ever meeting</p>		
 VS Dublin Scioto	<p>Oct. 13 2017 7:00 PM AT Logan Chieftain Stadium Logan, OH</p>	 VS Dublin Scioto
<p>1st Meeting ----- Last Meeting: none. ----- Tied 0-0 ----- First ever meeting</p>		
 AT Hamilton Ross Rams	<p>Oct. 20, 2017 7:00 PM AT Ross Ram Stadium Hamilton, OH</p>	 AT Hamilton Ross Rams
<p>2nd Meeting ----- Last Meeting: 2016 (23-0 win) ----- Logan leads 1-0 ----- Logan won last season</p>		
 VS Warren Warriors	<p>Oct. 27, 2017 7:00 PM AT Logan Chieftain Stadium Logan, OH</p>	 VS Warren Warriors
<p>32nd Meeting ----- Last Meeting: 2016 (26-14 win) ----- Logan leads 26-5 ----- Logan has won 4 straight</p>		



2017 Logan Chieftains Varsity Football Roster



No.	Name	Class	Height	Weight	Position
2	Austin Thrapp	10	5-10	155	WR/DB
3	Garrett Mace	10	5-9	150	WR/DB
4	Kyle Arnett	11	6-0	150	WR/DB
5	Israel Bookman	10	5-9	140	PK
7	Braeden Spatar	10	5-9	170	QB/DB
8	Brady Walsh **	12	6-0	185	QB/DB Capt.
9	Colten Castle	10	5-9	125	WR/DB
10	Trevor Wolfe	11	6-3	175	WR/DB
11	Landon Little *	11	5-11	160	WR/DB
12	Tyler Cummin *	11	5-11	165	RB/DB
13	Wes Brooks	11	6-0	185	WR/DB
14	Isaac Baron	12	6-0	185	WR/DB
16	Cymon Rooker *	12	6-0	195	TE/DL
17	Isaac Debina	11	5-10	155	WR/DB
19	David Talbott *	12	6-1	165	RB/DB
20	Cameron Fields	12	5-11	150	RB/LB
21	Jeromy Weaver *	11	5-11	165	TE/LB
22	Aaron Magdich	11	5-11	130	WR/DB
23	Kyle Horner	11	6-0	155	TE/LB
24	Donovan Lecroy	11	6-0	140	WR/LB
28	Colton Ruff *	10	5-10	155	RB/LB
29	Conner Ruff *	10	5-10	155	RB/LB
30	Jacob Hackworth	12	5-10	145	WR/DB
31	Tyler Eshelman	10	5-9	140	RB/LB
32	Jacob DeWitt	10	5-7	135	RB/LB
33	Thomas Wodzisz	12	5-4	105	WR/DB
34	Jacob Black	11	5-10	145	WR/DB
36	Trevor Horner	10	5-11	205	RB/LB
38	Joshua Blazer	10	5-10	155	WR/DB
44	Preston Yates *	11	5-11	175	RB/LB
50	Carter Hodson *	12	6-1	225	OL/DL Capt.
51	Josh Chapin	10	5-10	195	OL/DL
52	Garrett Baker	12	5-11	185	OL/LB
53	Blaine Miller	11	6-0	185	OL/DL
54	Tucker Wilson	12	6-3	305	OL/DL
55	Sam Kisor	10	6-0	185	OL/DL
56	Clay Risch *	11	6-0	185	OL/DL
57	Josh Horton	11	5-11	190	OL/DL
58	Dakota Dement *	12	5-10	175	OL/DL Capt.
59	Aaron Wolfe	11	5-9	215	OL/DL
61	Blaise Zagoric	11	5-10	165	OL/DL
62	Nick Baker	12	6-1	215	OL/DL
63	Chris Fitch	12	5-11	190	OL/DL
65	Trevor Wyckoff *	10	6-0	265	OL/DL
66	Logan Vincent	10	6-2	235	OL/DL
67	Kamryn Carter **	12	6-1	275	OL/DL
68	Zach Abrahm	11	6-0	180	OL/DL
70	Lance Edwards	11	6-0	225	OL/DL
71	Dakota Stiffarm *	12	6-1	235	OL/DL

73	Isaac Lewis	11	5-10	175	OL/DL
77	Brody Wood	11	6-2	180	OL/DL
79	Carson Miller	10	6-0	205	OL/DL
81	Sheldon Frasure	11	6-0	215	TE/DL
82	Nick Anderson	10	6-1	180	TE/DB
83	Justin Wolfe	10	6-3	170	TE/LB
86	Sam Hall *	11	6-6	215	TE/DL
88	Casey Heft *	12	6-0	165	WR/DB

* = Letters Earned

Capt = Full-time team captain

All-Time School Record: 565-376-37

Head Coach: Billy Burke (University of Akron, 4th Season, 23-20 overall)

Asst. Coaches: Brian Breining (LHS '97), Jimmer Breining (LHS '89, Jim Huntsberger, Josh Sturgell (LHS '04), Greg Thrapp, Pat Walsh (LHS '89), Tim Woodgeard (LHS '95)

2017 Varsity Schedule

Date	Opponent	Location	Time-Result
08/25	Dublin Jerome	Dublin	Loss, 07-41
09/01	Teays Valley	Logan	Loss, 07-35
09/08	Meigs	Logan	WIN, 26-22
09/15	Sheridan	Logan	7:00 PM
09/22	Chillicothe	Chillicothe	7:00 PM
09/29	Athens	Athens	7:30 PM
10/06	Minford	Minford	7:00 PM
10/13	Dublin Scioto	Logan	7:00 PM
10/20	Hamilton Ross	Hamilton	7:00 PM
10/27	Warren	Logan	7:00 PM

2017 Junior Varsity Schedule

Date	Opponent	Location	Time-Result
08/26	Dublin Jerome	Logan	Loss, 12-40
09/02	Teays Valley	Teays Valley	Loss, 06-24
09/09	Meigs	Meigs	WIN, 20-12
09/16	Sheridan	Sheridan	10:00 AM
09/23	Trimble	Logan	10:00 AM
09/30	Athens	Logan	10:00 AM
10/14	Dublin Scioto	Dublin Scioto	9:00 AM
10/21	Tri-Valley	Logan	10:00 AM

2017 Freshman Schedule

Date	Opponent	Location	Time-Result
08/26	Dublin Jerome	Logan	Loss, 08-26
09/02	Teays Valley	Teays Valley	WIN, 24-08
09/16	Sheridan	Sheridan	12:00 PM
09/25	Wellston	Wellston	6:00 PM
10/02	Athens	Logan	5:30 PM
10/14	Dublin Scioto	Dublin Scioto	11:00 AM
10/21	Watkins Memorial	Logan	12:00 PM

2017 Meigs Marauders Varsity Roster

No.	Name	Class	HT	WT	Pos.
2	Cole Casto	11	5-11	170	WR/DB
4	Connor Robertson	10	5-7	145	WR/DB
5	Dylan Emmert	12	6-1	175	WR/DB
6	Ethan Heller	11	6-0	170	QB/DB
7	Will Hamilton	10	5-10	185	RB/LB
8	Grey Bennett	12	5-8	165	QB/DB
9	Tanner Wollenberg	12	5-9	165	WR/DB
10	Kyle Gentil	11	5-8	175	WR/DB
11	Dylan Grant	12	5-8	170	WR/DB
12	Charlie Edwards	12	6-1	170	WR/DB
13	Brynn Hass	10	5-7	130	WR/DB
14	Luken Hill	10	6-2	175	WR/DB
15	Alec Ogle	10	5-9	160	QB/DB
16	Andrew Slatzer	10	5-8	160	WR/DB
17	Kyler Altier	10	5-9	165	WR/DB
18	Deven Factor	10	5-8	155	WR/DB
20	Jarrett Munyan	12	5-8	165	RB/DB
21	Ethan Tabor	12	6-2	175	WR/DB
22	Jordan Austin	12	5-9	180	RB/DB
23	Nick Ranalli	11	5-8	160	RB/DB
25	Lucas Hanson	12	6-4	215	TE/DL
26	Ty Taylor	11	5-10	185	RB/LB
27	Jacob Rhodes	11	5-10	160	WR/DB
29	Jacob Morgan	11	5-9	170	RB/LB
30	Jacob Eversole	12	5-9	170	HB/LB
31	Dakota Sode	10	5-9	160	WR/DB
34	Cameron Oldfield	10	5-9	175	HB/LB
35	Daniel Miller	10	5-7	140	WR/DB
38	Isaiah Austin	11	5-9	160	WR/DB
39	Trevan Wright	11	5-9	190	WR/LB
40	Caydon Bowen	10	5-8	150	WR/DB
42	Wyatt Shriner	10	5-8	150	WR/LB
44	Grant Heileman	11	6-5	205	WR/DB
45	Chance King	11	5-10	175	RB/LB
48	Owen Gordon	10	5-7	145	WR/DB
53	Hunter Helber	12	5-9	265	OL/DL
54	Collin Hill	11	6-1	225	OL/DL
60	Jes Studer	10	5-10	200	OL/DL
61	Nevada Smith	11	5-8	180	OL/DL
65	Grant Graham	10	5-9	180	OL/DL
66	Taylor Deem	11	6-2	245	OL/DL
67	Colton Talbot	10	5-10	240	OL/DL
68	Daniel Sheets	11	6-1	260	OL/DL
69	Owen Loughman	11	6-3	210	OL/DL
70	Cameron Young	12	5-9	175	OL/LB
73	Will Tracy	11	6-0	285	OL/DL
75	Devin Hogan	12	5-9	230	OL/DL
76	Quintin Bowen	10	5-9	225	OL/DL
80	Adam Boyle	11	6-4	235	TE/DL

Week Four VS Sheridan

81	Tyson Carpenter	12	5-8	145	WR/DB
83	Dakota Scheuvront	11	6-4	175	WR/DE
86	Zach Richardson	10	5-8	155	TE/DL
87	Parker Snider	11	5-8	155	WR/DB
88	Aden Smith	10	5-10	195	TE/DL

Head Coach: Paul Culver III (2nd year; 9-5 overall)

Asst. Coaches: John Coleman, Gregg Forsythe, Nick Bendle, Chad Culver, Kirk Washburn, Adam Foltz, Caleb Bennett, Jay Hickman, Matt Gutridge, Max Hickman

2017 Varsity Football Schedule

Date	Opponent	Location	Time/Result
08/25	Licking Valley	Sheridan	Loss, 26-29
09/01	Maysville *	Sheridan	WIN, 33-18
09/08	John Glenn *	John Glenn	Loss, 26-30
09/15	Logan	Logan	7:00 PM
09/22	West Muskingum *	Sheridan	7:00 PM
09/29	Philo *	Philo	7:00 PM
10/06	Tri-Valley *	Sheridan	7:00 PM
10/13	New Lexington *	New Lexington	7:00 PM
10/20	Crooksville *	Sheridan	7:00 PM
10/27	Morgan *	Morgan	7:00 PM

Logan Vs Sheridan All-Time Series History (Since 1912)

Total Games: 0

First Game: 2017

Logan Wins: 0

Sheridan Wins: 0

Ties: 0

Total Score: Logan 0, Sheridan 0

Last Logan Win: n/a

Last Sheridan Win: n'a

Current Streak: n/a

Year By Year Results:

Year	Location	Winning Team	Score
2017	Logan		

Notes:

- **Tonight's Match-up** Tonight marks the first regular season meeting between Sheridan and Logan, however, the two teams are no strangers after playing their final warm-up scrimmage against each other for nearly 20 years. Sheridan, of the Muskingum Valley League, is 1-2 defeating league foe Maysville 33-18 in between close losses to Licking Valley (26-29) and John Glenn (26-30). Last season the Generals beat Tri-Valley, snapping the Scotties 47-game league winning streak, to earn a share of the MVL crown before falling to St. Francis DeSales in the first round of the playoffs.

Logan won their first game of the season last week, defeating former Southeastern Ohio Athletic League foe Meigs 26-22 behind Preston Yates' 260 rushing yards and two touchdowns. The Chieftains opened with losses to Dublin Jerome (41-7) and Teays Valley (35-7). Logan is in its first season as an independent following the SEOAL suspended operations following the 2016-17 school year.

- **Strangers from an unstrange land** While tonight does mark the first official meeting between the Chieftains and Generals, Logan isn't a stranger to opponents from the rugged Muskingum Valley League. The Chieftains have played teams from the MVL 41 times since the league was founded in 1930, including 34 games against New Lexington. The Chieftains and Panthers opened the season against each other 28 times between 1972 and 2002.

Logan holds a 22-16-3 record against teams from the MVL and have faced off against the Crooksville Ceramics (1931), Glouster Tomcats (1939), Maysville Panthers (1964, '73), Morgan Raiders (1968-'69), New Lexington Panthers (34 times, 1931-2002), and Tri-Valley Scotties (2007). This is Logan's first game against an MVL opponent since losing to Tri-Valley (26-31) in a Division II playoff game in 2007 and first regular season meeting since losing to New Lexington in 2002 (6-33).

- **Hitting the hole** Junior running back Preston Yates nearly joined elite company with his breakout 260 yard, two touchdown performance in the Chieftains victory over Meigs. His 260 rushing yards were just eight short of the LHS top ten list and only 15 short of tying the Logan Chieftain Stadium record held by Isaac Schmeltzer.
- **On this date** Tonight is the Chieftains' twelfth game ever played on September 15th and first since 2006. Logan is 7-4 on September 15 including their last two attempts, high scoring wins over Athens in 2006 (55-0) and Warren in 2000 (56-27). The Chiefs' last loss on this date came in a 33-0 loss to Zanesville in 1995.
- **Billy's back** Head coach Billy Burke is back for his fifth season in charge of the purple and white. Only four (of 32) LHS coaches' have coached more than five seasons at the school. Burke is 23-20 so far at LHS and won Logan's 26th Southeastern Ohio Athletic League championship in his first season (2013). Burke's staff includes five former Chieftains.

- **A Decade at “Home”** Logan is enjoying their tenth season at their new home, Logan Chieftain Stadium located south of Logan on St. Rt. 328 just off US 33. The state of the art facility holds 5,800+ people and hosts LHS football, soccer, and track & field, as well as OHSAA post-season events.

The Chieftains opened the facility with a 35-10 victory over Lancaster on August 22, 2008 and went on to win their first twelve games at the stadium, including a pair of first round playoff wins in 2008 and 2009. Entering the 2017 season, the Chieftains have a 26-21 record at “The Chief.”

Prior to opening Logan Chieftain Stadium, the purple and white called Bill Sauer Field, located between Spring and Market Streets by the old Logan High School, home from 1925-2007.

- **Youth movement** After seeing only four freshmen earn varsity letters in *fifty years*, the purple and white saw four freshmen earn letters in 2016 alone. Three of those letter winners are back in addition to six juniors who were starters as sophomores last season. Rounding out the youth movement, Dakota Dement was the first underclassman to serve as captain since 1920. Logan hopes that last year’s growing pains become this season’s success stories.
- **Noteworthy captains** Speaking of captains, a trio of seniors – Dakota Dement, Carter Hodson, and Brady Walsh – have been named full time captains for the 2017 season. Dement is the first multi-year captain since Anthony Schrader was captain in 1920-1921 and just the third all-time. Walsh, a quarterback and safety, is the son of LHS assistant coach Pat Walsh.
- **Into the wilderness** Logan High School is without an athletic league or conference for the first time since the 1924-25 school year. The Southeastern Ohio Athletic League – which once was home to schools such as Athens, Gallipolis, Ironton, Jackson, Marietta, and Portsmouth - indefinitely suspended operations in the spring. Prior to that, the league had been the longest continually operation non-city league in the state of Ohio. Logan was one of only two founding members to compete in every school year of the league’s existence.



2017 Logan Football Two-Deep



Offense

QB	8	Brady Walsh	6-0	185lbs	SR	
		<i>21-55 passing, 143 yards, 2 INTs; 14 carries, 39 yards, TD</i>				
	7	Braeden Spatar	5-9	170lbs	Soph	
A-Back	44	Preston Yates	5-11	175lbs	JR	
		<i>63 carries, 370 yards, 2 TDs; 1 reception, 0 yards</i>				
	12	Tyler Cummin	5-11	165lbs	JR	OR...
		<i>7 carries, 31 yards; 1 reception, 12 yards</i>				
	36	Trevor Horner	5-11	205lbs	Soph	
		<i>6 carries, 27 yards, 2 TDs</i>				
B-Back	29	Conner Ruff	5-10	155lbs	Soph	
	28	Colton Ruff	5-10	155lbs	Soph	
		<i>2 carries, 19 yards</i>				
H-Back	21	Jeromy Weaver	5-11	165lbs	JR	
		<i>1 reception, (-2) yards</i>				
	16	Cymon Rooker	6-0	195lbs	SR	
Receiver	11	Landon Little	5-11	160lbs	JR	
		<i>14 receptions, 120 yards</i>				
	12	Tyler Cummin	5-11	165lbs	JR	
		<i>7 carries, 31 yards; 1 reception, 12 yards</i>				
Receiver	88	Casey Heft	6-0	165lbs	SR	
		<i>2 reception, 4 yards</i>				
	7	Braeden Spatar	5-9	170lbs	Soph	
Receiver	13	Wes Brooks	6-0	185lbs	JR	
		<i>2 receptions, 9 yards</i>				
	10	Trevor Wolfe	6-3	175lbs	JR	
TE	86	Sam Hall	6-6	215lbs	JR	
	16	Cymon Rooker	6-0	195lbs	SR	
RT	56	Clay Risch	6-0	185lbs	JR	
	54	Tucker Wilson	6-3	305lbs	SR	
RG	55	Sam Kisor	6-0	185lbs	Soph	
	58	Dakota Dement	5-10	175lbs	SR	
C	67	Kamryn Carter	6-1	275lbs	SR	
	66	Logan Vincent	6-2	235lbs	Soph	
LG	71	Dakota Stiffarm	6-1	235lbs	SR	
	58	Dakota Dement	5-10	175lbs	SR	
LT	70	Lance Edwards	6-0	225lbs	JR	OR...
	54	Tucker Wilson	6-3	305lbs	SR	



2017 Logan Football Two-Deep



Defense

DE	86	Sam Hall	6-6	215lbs	JR
		<i>9 total tackles (3 solo); 1 for loss, 1 caused fumble</i>			
	77	Brody Wood	6-2	180lbs	JR
NG	50	Carter Hodson	6-1	225lbs	SR
		<i>11 total tackles (2 solo); 1 for loss, 1 caused fumble</i>			
	67	Kamryn Carter	6-1	275lbs	SR
		<i>2 total tackles</i>			
DT	51	Josh Chapin	5-10	195lbs	Soph
		<i>12 total tackles (3 solo); 1 for loss, 1 caused fumble</i>			
	58	Dakota Dement	5-10	175lbs	SR
DE	16	Cymon Rooker	6-0	196lbs	SR
		<i>11 total tackles (8 solo); 3 for loss, 1 fumble recovery</i>			
	82	Nick Anderson	6-1	180lbs	Soph
		<i>3 total tackles</i>			
LB	28	Colton Ruff	5-10	155lbs	Soph
		<i>19 total tackles (5 solo); 1 fumble recovery</i>			
	44	Preston Yates	5-11	175lbs	JR
MLB	21	Jeromy Weaver	5-11	165lbs	JR
		<i>26 total tackles (10 solo); 2 for loss, 2 sacks</i>			
	36	Trevor Horner	5-11	205lbs	Soph
		<i>10 total tackles (1 solo); 1 for loss</i>			
SAM	29	Conner Ruff	5-10	155lbs	Soph
		<i>13 total tackles (3 solo); 1 fumble recovery</i>			
	36	Trevor Horner	5-11	205lbs	Soph
		<i>10 total tackles (1 solo); 1 for loss</i>			
CB	11	Landon Little	5-11	160lbs	JR
		<i>5 total tackles (1 solo); 1 PBU, 1 INT, 1 fumble recovery</i>			
	13	Wes Brooks	6-0	185lbs	JR
		<i>2 total tackles</i>			
FS	8	Brady Walsh	6-0	185lbs	SR
		<i>13 total tackles (10 solo)</i>			
	19	David Talbott	6-1	165lbs	SR
		<i>22 total tackles (8 solo); 4 for loss, 1 caused fumble</i>			
SS	12	Tyler Cummin	5-11	165lbs	JR
		<i>24 total tackles (9 solo); 2 for loss</i>			
	22	Aaron Magdich	5-11	130lbs	JR
		<i>5 total tackles (1 solo); 1 for loss</i>			
CB	88	Casey Heft	6'0	165lbs	SR
		<i>8 total tackles (3 solo); 3 PBUs, 1 INT</i>			
	22	Aaron Magdich	5-11	130lbs	JR
		<i>5 total tackles (1 solo); 1 for loss</i>			

2017 Logan Chieftains Varsity Football Stats

TEAM STATS	LHS	OPP
First Downs	29	28
Plays from Scrimmage	152	137
Rushing (Plays-Yards)	97-460	90-312
Passing Yards	143	429
Total Yards	603	741
Passes (Comp-Att-Yards)	21-55-2	27-47-2
Fumbles (No.-Lost)	3-1	5-4
Penalties (No.-Yards)	18-139	22-186

LOG – 00 – 20 – 00 – 20 – 40

OPP – 41 – 21 – 21 – 15 – 98

Rushing Leaders

Player	Attempts	Yards	TDs	Yards/Carry
Preston Yates	63	370	2	5.87
Brady Walsh	14	39	1	2.79
Tyler Cummin	7	31	0	4.43
Trevor Horner	6	27	2	4.50
Colton Ruff	2	19	0	9.50
Casey Heft	1	(-5)	0	-5.00
(TEAM)	4	(-21)	-	-

Passing Leaders

Player	Comp.	Attempts	Yards	TDs	INTs
Brady Walsh	21	55	143	0	2

Receiving Leaders

Player	Rec.	Yards	TDs
Landon Little	14	120	0
Wes Brooks	2	9	0
Casey Heft	2	4	0
Tyler Cummin	1	12	0
Preston Yates	1	0	0
Jeromy Weaver	1	(-2)	0

Scoring Stats

Player	TDs	PAT	2P	FG	Total Points
Preston Yates	2	0	0	0	12
Trevor Horner	2	0	0	0	12
Brady Walsh	1	0	0	0	6
Conner Ruff	1	0	0	0	6
Israel Bookman	0	4	0	0	4

2017 Sheridan Generals Varsity Football Stats

TEAM STATS	SHS	OPP
First Downs	45	53
Plays from Scrimmage	141	197
Rushing (Plays-Yards)	93-566	114-470
Passing Yards	354	578
Total Yards	930	1046
Passes (Comp-Att-Yards)	25-48-2	47-83-5
Fumbles (No.-Lost)	4-3	3-1
Penalties (No.-Yards)	26-181	22-143

SHE – 33 – 21 – 12 – 19 – 85

OPP – 00 – 27 – 27 – 23 – 77

Rushing Leaders

Player	Attempts	Yards	TDs	Yards/Carry
Jarrett Munyan	57	438	8	7.68
Ethan Heller	31	116	0	3.74
Ethan Tabor	3	25	0	8.33
Jacob Rhodes	1	(-2)	0	-2.00
Tanner Wollenberg	1	(-11)	0	-11.00

Passing Leaders

Player	Comp.	Attempts	Yards	TDs	INTs
Ethan Heller	25	48	364	3	2

Receiving Leaders

Player	Rec.	Yards	TDs
Grey Bennett	13	154	1
Ethan Tabor	5	83	0
Tanner Wollenberg	4	29	1
Jarrett Munyan	2	91	0
Jacob Rhodes	1	21	0
Adam Boyle	1	5	1

Scoring Stats

Player	TDs	PAT	2P	FG	Total Points
Jarrett Munyan	8	0	0	0	48
Cole Casto	0	7	0	0	7
Jacob Rhodes	1	0	0	0	6
Ethan Tabor	1	0	0	0	6
Grey Bennett	1	0	0	0	6
Tanner Wollenberg	1	0	0	0	6
Adam Boyle	1	0	0	0	6



Logan Football Individual and Team Records



Individual Records

Passing

Most Attempts, Game

Lane Little, 40, vs Lancaster, 2014

Most Attempts, Season

Patrick Angle, 302, 2009

Most Attempts, Career

Patrick Angle, 596, 2007-2009

Most Completions, Game

Patrick Angle, 27 vs Pick. North, 2009

Most Completions, Season

Patrick Angle, 193, 2009

Most Completions, Career

Patrick Angle, 377, 2007-2009

Most Passing Yards, Game

Patrick Angle, 324 at Pick. North, 2008

Most Passing Yards, Season

Patrick Angle, 2546, 2009

Most Passing Yards, Career

Patrick Angle, 5,112, 2007-2009

Most Passing TDs, Game

Lane Little, 5, vs Cambridge, 2015

Most Passing TDs, Season

Lane Little, 5, at Gallipolis, 2015

Most Passing TDs, Career

Lane Little, 30, 2015

Patrick Angle, 51, 2007-2009

**Best Completion %, Game (Atleast 10 att)
2009**

Patrick Angle, 1.00 (15-15), at Hamilton Twp,

Best Completion %, Season (Atleast 100 att)

Patrick Angle, .639, 2009

Best Completion %, Career (Atleast 200 att)

Patrick Angle, .632, 2009

Fewest INTs, Season (atleast 70 att)

Nick Kost, 0 INTs, 2013

Fewest INTs, Career (atleast 300 att)

Lane Little, 8, 2015

Consecutive passes w/o an interception

Patrick Angle, 129 passes, 2009

Most Consecutive Completed Passes, Season

Patrick Angle, 17, vs Hamilton Twp (15) &
Gallia Academy (2), 2009

Most Consecutive Completed Passes, Game

Patrick Angle, 15, vs Pickerington North, 2009

Patrick Angle, 15, at Hamilton Township, 2009

Longest Completion (for Touchdown)

Chad Zimmerman, 96 yards v. Warren, 1994

Rushing

Most Rushing Yards, Game

Austin Rohr, 398 vs Marietta, 2003

Most Rushing Yards, Season

Derek Harden, 1670, 2000

Most Rushing Yards, Career

Kelly Wolfe, 3837, 1983-1986

Most Rushing Attempts, Game

Justin Frye, 42 vs Marietta, 2006

Most Rushing Attempts, Season

Derek Harden, 280, 2000

Most Rushing Attempts, Career

Kelly Wolfe, 638, 1983-1986

Most Rushing TDs, Game

Derek Harden, 6 vs Athens, 2001

Most Rushing TDs, Season

Isaac Schmeltzer, 6 vs Warren, 2013

Most Rushing TDs, Career

Derek Harden, 28, 2000

Derek Harden, 50, 1999-2001

Yards per carry, Game

John Cosgrove, 21.25 vs New Lex., 1994

Yards per carry, Season

John Cosgrove, 9.58, 1994

Yards per carry, Career

Bryce McBride, 8.43, 2013-2015

Most 100 yard games, Season

Wayne Bateman, 9, 1999

Most 200 yard games, Season

Derek Harden, 9, 2000

Justin Frye, 5, 2006

LoganFootball.com Media Guide/Game Notes 17
Week Four VS Sheridan

Most 200 yard games, Career

Austin Rohr, 6, 2001-2003

Longest Run From Scrimmage (for TD)

Justin Frye, 6, 2006-2007

Larry Bainter, 99 yards vs Middleport, 1960

Bryce McBride, 99 yards vs Portsmouth, 2013

Receiving

Most Receptions, Game

Zach McDaniel, 14, vs Pickerington North, 2008

Most Receptions, Season

Mason Mays, 60, 2009

Most Receptions, Career

Mason Mays, 121, 2007- 2009

Most Receiving Yards, Game

DJ Conrad, 260 vs Miami Trace, 1985

Most Receiving Yards, Season

Isaiah Smith, 1,044, 2015

Most Receiving Yards, Career

Mason Mays, 1,779, 2007-2009

Most TD Receptions, Game

Eric Cox, 4 vs River Valley, 1994

Most TD Receptions, Season

Isaiah Smith, 18, 2015

Most TD Receptions, Career

Isaiah Smith, 28, 2013-2015

Longest Reception (for TD)

Eric Cox, 96 yards vs Warren, 1994

Scoring

Most Points, Game

Isaac Schmeltzer, 42 points, vs Warren 2013

Most Points, Season

Derek Harden, 176, 2000

Most Points, Career

Derek Harden, 308, 1999-2001

Most TDs, Game

Isaac Schmeltzer, 7, vs Warren 2013

Most TDs, Season

John Cosgrove, 29, 1994

Derek Harden, 29, 2000

Most TDs, Career

Derek Harden, 51, 1999-2001

Kicking Points, Game

Jordan Jackson, 10 vs Marietta, 1993

Kicking Points, Season

Matt Shaw, 10 at Warren, 1999

Adam Puhl, 68, 2000

Kicking Points, Career

Derek Montgomery, 68, 2009

Matt Shaw, 123, 1997-1999

Kicking

Most PATs, Game

Adam Puhl, 9 vs Jackson, 2000

Most PATs, Season

Adam Puhl, 65, 2000

Most PATs, Career

Adam Puhl, 104, 2000-2001

Most FGs, Game

Eleven Times at 2, Most recent was Derek Montgomery vs Warren, 2010 and Zanesville 2009

Most FGs, Career

Derek Montgomery, 16, 2009-2010

Longest FG Made

Josh Jackson, 47 yds vs Zanesville, 1991

Longest Punt

Johnny Conrad, 63 yds vs Pt. Pleasant, 2000

Joe Karshner, 70 yds at Jackson, 1938

Interceptions

Most INTs, Game

Mutiple Tied at 3, most recent Lucas Wright vs. Portsmouth 2007

Most INTs, Season

Greg Poston, 11, 1967

Chad Zimmerman, 11, 1993

Most INTs, Career

Lucas Wright, 17, 2005-2007

Longest INT Return

Evan DeLong, 101 yards, vs Loudonville 2013

Kick Returns

Longest Kick-Off Return (for TD)

Bill Shaw, 95 yards, vs Glouster 1939

Alex Clutter, 95 yds, at Watkins Mem., 1995

Isaac Schmeltzer, 95 yds, vs Teays Valley, 2013

Nick Maniskas, 87 yards vs Jackson, 1987

Longest Punt Return (for TD)

LoganFootball.com Media Guide/Game Notes 18
Week Four VS Sheridan

Miscellaneous

Most Consecutive Games Played

Robbie Johnson, 37 games, 1960-1963

Bob Stewart, 37 games, 1960-1963

Longest fumble return (for TD)

Dean Jordan, 89 yards, vs Lancaster, 2014

Team Records

Passing

Most Attempts, Game

42, vs Lancaster, 2014

Most Attempts, Season

336, 2009

Most Passing Yards, Game

390, at Gallia Academy, 2009

Most Passing Yards, Season

2832, 2009

Most Completions, Game

28 vs Pickerington North, 2009

Most Completions, Season

209, 2009

Most Passing TDs, Game

5, 3X, most recent at Gallipolis, 2015

Most Passing TDs, Season

28, 2009

Rushing

Most Rushing Attempts, Game

74, vs New Lexington, 1980

Most Rushing Attempts, Season

553, 2000

Most Rushing Yards, Game

562, vs Portsmouth, 2013

Most Rushing Yards, Season

3050, 2000

Most Rushing TDs, Game

9, at Warren, 2006

Most Rushing TDs, Season

49, 2000

Total Yardage

Most Total Yardage, Game

649, at Athens, 2015

Most Total Yardage, Season

4974, 2000

Scoring

Most Points, Quarter

42 vs Marietta, 2007

Most Points, Game

81 vs New Lexington, 1920

Most Points, Season

519, 2000

Least Points, Season

21, 1929

Most Points Allowed, Game

62 vs Columbus West, 1930

Most Points Allowed, Season

336, 2011

Least Points Allowed, Season

12, 1933

Victories

Most Wins, Season

12

Most Consecutive Wins

18, 1963-1965

Most Consecutive Wins, Reg. Season

29, 1999-2001

29, 2007-2009

Most Consecutive SEOAL Wins

34, 2004-2009

Largest Winning Margin

72 vs Nelsonville, 1959

Largest Win via Shut-Out

72-0 vs Nelsonville, 1959

Defeats

Most Losses, Season

9, 2011

Most Consecutive Losses

9, 1953-1954

Largest Losing Margin

55 vs Cols. West (62-7), 1930

Largest Loss via Shut-Out

58-0 vs Dublin Jerome, 2016

First Downs

Most 1st Downs, Game

27, vs Athens, 1986

Most 1st Downs, Season

27, at Athens, 2015

262, 2000

Logan Football Starting Line-Up (09/15/2017 VS Sheridan)*Offense*

QB	8	Brady Walsh	6-0	185lbs	SR	
RB	44	Preston Yates	5-11	175lbs	JR	
FB	29	Conner Ruff	5-10	155lbs	Soph	
H-B	21	Jeromy Weaver	5-11	165lbs	JR	OR...
R	13	Wes Brooks	6-0	185lbs	JR	
R	11	Landon Little	5-11	160lbs	JR	
R	88	Casey Heft	6-0	165lbs	SR	
TE	86	Sam Hall	6-6	215lbs	JR	
RT	56	Clay Risch	6-0	185lbs	JR	
RG	55	Sam Kisor	6-0	185lbs	Soph	
C	67	Kamryn Carter	6-1	275lbs	SR	
LG	71	Dakota Stiffarm	6-1	235lbs	SR	
LT	70	Lance Edwards	6-0	225lbs	JR	OR...
LT	54	Tucker Wilson	6-3	305lbs	SR	

Other Offensive Players:

R	7	Braeden Spatar	5-9	170lbs	Soph
RB/R	12	Tyler Cummin	5-11	165lbs	JR
TE/H	16	Cymon Rooker	6-0	195lbs	SR
RB	36	Trevor Horner	5-11	205lbs	Soph
G	58	Dakota Dement	5-10	175lbs	SR

Defense

DE	86	Sam Hall	6-6	215lbs	JR
NG	50	Carter Hodson	6-1	225lbs	SR
DT	51	Josh Chapin	5-10	195lbs	Soph
DE	16	Cymon Rooker	6-0	195lbs	SR
LB	29	Conner Ruff	5-10	155lbs	Soph
MLB	21	Jeromy Weaver	5-11	165lbs	JR
LB	28	Colton Ruff	5-10	155lbs	Soph
CB	11	Landon Little	5-11	160lbs	JR
SAF	8	Brady Walsh	6-0	185lbs	SR
SAF	12	Tyler Cummin	5-11	165lbs	JR
CB	88	Casey Heft	6-0	165lbs	SR

Other Defensive Players:

CB	13	Wes Brooks	6-0	185lbs	JR
FS	19	David Talbott	6-1	165lbs	SR
LB	36	Trevor Horner	5-11	205lbs	Soph
LB	44	Preston Yates	5-11	175lbs	JR
DT	58	Dakota Dement	5-10	175lbs	SR
NG	67	Kamryn Carter	6-1	275lbs	SR

Specialists:

PK	5	Israel Bookman	5-9	140lbs	Soph
HO	9	Colten Castle	5-9	125lbs	Soph
LS	67	Kamryn Carter	6-1	275lbs	SR
P	12	Tyler Cummin	5-11	165lbs	JR
KR/PR	12	Tyler Cummin	5-11	165lbs	JR
KR	88	Casey Heft	6-0	165lbs	SR
KR	11	Landon Little	5-11	160lbs	JR

Sheridan Football Starting Line-Up (09/15/2017 AT Logan)*Offense*

QB	6	Ethan Heller	6-0	170lbs	JR
RB	20	Jarrett Munyan	5-8	165lbs	SR
R	8	Grey Bennett	5-8	165lbs	SR
R	9	Tanner Wollenberg	5-9	165lbs	SR
R	21	Ethan Tabor	6-2	175lbs	SR
R	5	Dylan Emmert	6-1	175lbs	SR
TE	80	Adam Boyle	6-4	235lbs	JR
LT	66	Taylor Deem	6-2	245lbs	JR
LG	54	Collin Hill	6-1	225lbs	JR
C	61	Nevada Smith	5-8	180lbs	JR
RG	70	Cameron Young	5-9	175lbs	SR
RT	69	Owen Loughman	6-3	210lbs	JR

OR...**Other Offensive Players:**

H-B	10	Kyle Gentil	5-8	175lbs	JR
OL	73	Will Tracy	6-0	245lbs	JR

Defense

DL	80	Adam Boyle	6-4	235lbs	JR
NG	54	Collin Hill	6-1	225lbs	JR
DL	69	Owen Loughman	6-3	210lbs	JR
LB	10	Kyle Gentil	5-8	175lbs	JR
LB	45	Chance King	5-10	175lbs	JR
LB	29	Jacob Morgan	5-9	170lbs	JR
CB	27	Jacob Rhodes	5-10	160lbs	JR
SS	9	Tanner Wollenberg	5-9	165lbs	SR
FS	2	Cole Casto	5-11	170lbs	JR
SS	23	Nick Renalli	5-8	160lbs	JR
CB	21	Ethan Tabor	6-2	175lbs	SR

Other Defensive Players:

DB	6	Ethan Heller	6-0	170lbs	JR
DB	8	Grey Bennett	5-8	165lbs	SR
NG	66	Taylor Deem	6-2	245lbs	JR
NG	73	Will Tracy	6-0	245lbs	JR

Specialists:

PK	2	Cole Casto	5-11	170lbs	JR
HO	23	Nick Renalli	5-8	160lbs	JR
LS	10	Kyle Gentil	5-8	175lbs	JR
P	20	Jarrett Munyan	5-8	165lbs	SR
PR/KR	21	Ethan Tabor	6-2	175lbs	SR
KR	20	Jarrett Munyan	5-8	165lbs	SR