



Logan Chieftains 1-6

VS



Garfield Heights Bulldogs 7-0

Friday October 12, 2018

Logan Chieftain Stadium – Logan, OH

Table of Contents

Pg. 2	Logan Chieftain Stadium Records
Pg. 3	“The Last Time...”
Pgs. 4-5	LHS Varsity Schedule and Match-up Facts
Pgs. 6-7	Logan Varsity Roster, Coaches, Facts, Varsity/JV/Frosh Schedules
Pgs. 8-9	Garfield Hts Varsity Roster, Coaches, Varsity Schedule, Series History
Pg. 10	Game Notes
Pgs. 11-12	Logan two-deep
Pg. 13	Logan Stats
Pg. 14	Garfield Hts Stats
Pgs. 15-17	Logan HS individual & team records
Pg. 18	Logan projected starting line-up
Pg. 19	Garfield Hts projected starting line-up

Div. II, Reg. 7 Standings

1. Massillon Washington	7-0	20.486
2. Barberton	7-0	18.735
3. Wadsworth	7-0	17.192
4. Tri-Valley	7-0	16.692
5. Canal Winchester	6-1	14.514
6. Dover	5-2	14.178
7. North Canton Hoover	5-2	14.135
8. Medina Highland	6-1	13.921

9. Whitehall-Yearling	6-1	13.907
10. Wooster	5-2	12.757
11. Massillon Perry	6-1	12.000
12. Northland	5-2	11.100
...		
24. Logan	1-6	1.664

Chieftain Opponents:

- Tri-Valley AT John Glenn
- Teays Valley AT Hamilton Twp
- Meigs VS Point Pleasant (WV)
- Sheridan VS New Lexington
- Chillicothe VS Miami Trace
- Athens VS Wellston
- Zanesville AT Dover
- Bishop Watterson VS St. Charles
- Waverly VS Portsmouth West

Logan Chieftain Stadium Records

Chieftains' Overall Record at "The Chief" – 28-27

Individual Records

Rushing

Most Rushing Yards
Most Rushing Attempts
Most Rushing TDs

275, Isaac Schmeltzer vs Warren, 2013
35, Daniel Bangura (Harvest Prep) vs Waterford, 2016
6, Jaylon Brown (St. Clairsville) vs Piketon, 2012
6, Isaac Schmeltzer vs Warren, 2013
99, Bryce McBride vs Portsmouth, 2013

Longest Run from Scrimmage:

Passing

Most Passing Yards
Most Completions
Most Attempts
Most Passing TDs

469, Grant Russell (Newark), 2013
27, Patrick Angle, vs Pickerington North, 2009
43, Joe Burrow (Athens), vs Marion-Franklin, 2013
5, Joe Burrow (Athens), vs St. Francis DeSales, 2014
5, Lane Little, vs Cambridge, 2015
92, Kelly Long to Sean Wotring, vs Jackson, 2011

Longest Completion

Receiving

Most Receptions

Most Receiving Yards
Most Touchdown Receptions

14, Zach McDaniel, vs Pickerington North, 2009
14, Darius Shackleford (Newark), 2013
269, Darius Shackleford (Newark), 2013
**3, Four times, most recent:
Blayze Taylor, vs Tri-Valley, 2018**
92, Kelly Long to Sean Wotring, vs Jackson, 2011

Longest Reception

Special Teams

Longest Kick-off return for TD
Longest Punt return for TD
Longest Field Goal

97, Johnnie Charles (Portsmouth), 2013
76 yards, Chris McNally (St. Francis DeSales), 2016
52 yards, Domonic DiMaccio (DeSales), 2016

Defensive

Most Interceptions

Longest Interception Return for TD

**2, three times, most recent:
Cameron Cook (Chillicothe) vs Chillicothe 2018**
101, Evan DeLong, vs Loudonville, 2013

Miscellaneous

Longest Play from Scrimmage
Longest fumble return for touchdown
Most Total Touchdowns

99, Bryce McBride run vs Portsmouth 2013
89, Dean Jordan, vs Lancaster, 2014
7, Isaac Schmeltzer vs Warren, 2013

Team Records

Most Rushing Yards
Most Passing Yards
Most Total Yards
Most Combined Rushing Yards
Most Combined Passing Yards
Most Combined Total Yards

562, Logan vs Portsmouth, 2013
469, Newark vs Logan, 2013
589, Logan vs Portsmouth, 2013
715, Logan vs Portsmouth, 2013
617, Logan vs Cambridge, 2015
974, Logan vs Portsmouth, 2013

Scoring

Most Points in a Game
Most Points (Combined)
Most Points in a Quarter (1 team)

Most Points in a Quarter (combined)

59, St Clairsville 59, Piketon 27, 2012
107, Athens 55, Tri-Valley 52 (OT), 2013
30, Logan 30, Chillicothe 7, 2009
30, Dublin Jerome 30, Logan 0 - 2016
37, Logan 30, Chillicothe 7, 2009

Logan Wins

First Win
Largest Winning Margin
Largest Winning Margin (via Shut-Out)
Consecutive Wins

Aug. 22, 2008 vs Lancaster (35-10)
45, vs Marietta 48-3; 2009
42, vs Warren 42-0; 2008
12 (Aug. 22, 2008-Aug. 27, 2010)

Logan Losses

First Loss
Largest Losing Margin
Largest Losing Margin (via Shut-Out)
Consecutive Losses

Aug. 27, 2010 vs Lancaster (37-24)
58, vs Dublin Jerome (58-0), 2016
58, vs Dublin Jerome (58-0), 2016
10, 2010-2011










Logan Football
“The last time”

Last kick-off return for TD:	2015, Jenson Wallace, 89-yards, at Nelsonville-York
Last opponent kick-off return for TD:	2018, Carson Simpkins, 84-yards, vs Tri-Valley
Last punt return for TD:	2015, Brady Walsh, 58-yards, at Gallipolis
Last opponent punt return for TD:	2017, Blaze Bean, 39-yards, vs Teays Valley
Last interception return for TD:	2018, Preston Yates, 43-yards, at Meigs
Last opponent interception return for TD:	2018, Brian James, 46-yards, at Teays Valley
Last fumble return for TD:	2017, Conner Ruff, 0-yards, vs Meigs
Last opponent fumble return for TD:	2012, Jacob Blake, 40-yards, vs Nelsonville-York
Last blocked punt return for TD:	2014, Josh Rardain, 0-yards, at Meigs
Last opponent blocked punt return for TD:	2018, Logan Ranft, 13-yards, at Sheridan
Last time Logan kicked a field goal:	2017, Israel Bookman, 23-yards, vs Warren
Last time an opponent kicked a field goal:	2017, Cole Casto, 42-yards, vs Sheridan
Last time Logan recorded a safety:	2010, bad snap kicked out of endzone by QB, at Warren
Last time an opponent recorded a safety:	2017, punter tackled in endzone, at Chillicothe
Last 200+ yard rushing game:	2017, Preston Yares, 241 yards, at Hamilton Ross
Last opponent 200+ yard rushing game:	2017, Dylan Caldwell, 202 yards, at Hamilton Ross
Last time 2 players rushed for 100+ yards:	2014, Bryce McBride (227) and Dean Jordan (109), at Meigs
Last time opp. had 2 players rush for 100+ yards:	2014, Jerry King (163), Ryan Fitchpatrick (120), and Harrison Taylor (110), vs Lancaster
Last player to rush for 3 or more TDs:	2017, Preston Yates (3), at Hamilton Ross
Last opposing player to rush for 3 or more TDs:	2017, Brandon Maughmer (4), at Chillicothe
Last 250+ yard passing game:	2015, Lane Little (259), at Gallipolis
Last opponent 250+ yard passing game:	2017, Kyron Rogers (259), vs Dublin Scioto
Last player to throw for 3+ touchdowns:	2018, Braeden Spatar (3), at Meigs
Last opposing player to throw for 3+ touchdowns:	2018, Ben Everson (3), at Zanesville
Last time Logan scored 50+ points:	Aug. 28, 2015 – at Athens, 61-49 win
Last time an opponent scored 50+ points:	Oct. 14, 2016 – vs St. Francis DeSales 7-54 loss
Last time Logan recorded a shut-out:	Oct. 21, 2016 – vs Hamilton Ross, 23-0 win
Last time an opponent recorded a shut-out:	Aug. 31, 2018 – at Teays Valley, 35-0



2018 Logan Chieftains Varsity Football Schedule

 VS Tri-Valley	<p>Aug. 24, 2018 7:00 PM AT Logan Chieftain Stadium Logan, OH</p>	 VS Tri-Valley
<p>2nd Meeting ----- Last Meeting: 2018 (07-48 loss) ----- Tri-Valley leads 2-0 ----- TV has won two straight</p>		
 AT Teays Valley Vikings	<p>Aug. 31, 2018 7:00 PM AT Viking Stadium Ashville, OH</p>	 AT Teays Valley Vikings
<p>6th Meeting ----- Last Meeting: 2018 (0-35 loss)----- Teays Valley leads 5-1 ----- TV has won three straight</p>		
 AT Meigs Marauders	<p>Sept. 7, 2018 7:30 PM AT Farmers Bank Stadium Rock Springs, OH</p>	 AT Meigs Marauders
<p>18th Meeting ----- Last Meeting: 2018 (45-35 win) ----- Logan leads 10-7-1 ----- Logan has won two straight</p>		
 AT Sheridan Generals	<p>Sept. 14, 2018 7:00 PM AT Paul Culver Jr Stadium Thornville, OH</p>	 AT Sheridan Generals
<p>2nd Meeting ----- Last Meeting: 2018 (7-42 loss) ----- Sheridan leads 2-0 ----- Sheridan has won two straight</p>		
 VS Chillicothe Cavaliers	<p>Sept. 21, 2018 7:00 PM AT Logan Chieftain Stadium Logan, OH</p>	 VS Chillicothe Cavaliers
<p>16th Meeting ----- Last Meeting: 2018 (6-7 loss) ----- Chillicothe leads 9-7 ----- Chillicothe has won two straight</p>		

 VS Athens Bulldogs	Sept. 28, 2017 7:00 PM AT Logan Chieftain Stadium Logan, OH	 VS Athens Bulldogs
92nd Meeting ----- Last Meeting: 2018 (14-21 loss) ----- Logan leads 51-36-5 ----- Athens has won two straight		
 AT Zanesville Blue Devils	Oct. 5, 2017 7:00 PM AT Sulsberger Memorial Stadium Zanesville, OH	 AT Zanesville Blue Devils
23rd Meeting ----- Last Meeting: 2018 (13-27 loss) ----- Zanesville leads 13-10 ----- Zanesville has won two straight		
 VS Garfield Heights	Oct. 12 2017 6:00 PM AT Logan Chieftain Stadium Logan, OH	 VS Garfield Heights
1st Meeting ----- Last Meeting: none. ----- Tied 0-0 ----- First ever meeting		
 VS Bishop Watterson	Oct. 19, 2017 7:00 PM AT Logan Chieftain Stadium Logan, OH	 VS Bishop Watterson
1st Meeting ----- Last Meeting: none. ----- Tied 0-0 ----- First ever meeting		
 AT Waverly Tigers	Oct. 26, 2017 7:00 PM AT Raidiger Field Waverly, OH	 AT Waverly Tigers
13th Meeting ----- Last Meeting: 1982 (10-7 win) ----- Logan leads 11-1 ----- Logan won the last meeting		



2018 Logan Chieftains Varsity Football Roster

No.	Name	Class	Height	Weight	Position
1	Preston Yates **	12	5-8	180	RB/LB
2	Johnny McClelland	10	5-10	150	WR/DB
3	Garrett Mace *	11	5-9	155	WR/DB
4	Kyle Arnett *	12	5-11	160	WR/DB
5	Israel Bookman *	11	5-10	130	PK
6	Seven Fick	10	5-10	170	RB/LB
7	Braeden Spatar *	11	5-10	175	QB/DB
8	Nick Hazelwood	10	5-11	150	WR/DB
9	Colten Castle	11	5-9	130	WR/DB
10	Trevor Wolfe *	12	6-6	165	TE/DB
11	Landon Little **	12	6-0	155	WR/DB
12	Tyler Cummin **	12	5-10	180	RB/DB Capt.
13	Brandon Heft	10	6-2	150	WR/DB
14	Traten Poling	9	5-10	163	QB/DB
16	Ian Frasure	10	5-8	140	QB/DB
20	Caden McCarty	10	5-10	160	RB/LB
21	Jeromy Weaver **	12	5-11	195	TE/LB Capt.
22	Aaron Magdich *	12	5-11	140	WR/DB
23	Jared Justice	9	5-11	177	RB/DB
24	Donovan LeCroy	12	5-11	160	WR/DB
25	Wyatt Jordan	9	5-9	203	RB/LB
28	Colton Ruff **	11	5-10	195	RB/LB
29	Conner Ruff **	11	5-10	190	RB/LB
31	Tyler Eshelman	11	5-9	155	RB/LB
32	Cody Carrell	10	5-8	150	RB/LB
34	Jakob Black *	12	5-8	155	WR/DB
36	Trevor Horner *	11	5-7	240	RB/DL
50	Quinn Walsh	10	5-9	195	OL/LB
51	Jace Justice	12	5-8	215	OL/DL
52	Jacob DeWitt	11	5-10	205	OL/LB
54	Tyler Kost	10	5-10	185	OL/DL
55	Sam Kisor *	11	5-11	220	OL/DL
56	Clay Risch **	12	6-0	190	OL/DL Capt.
57	Josh Horton	12	6-0	200	OL/DL
58	Sam Hall **	12	6-6	240	OL/DL
59	Christopher Wolfe	12	5-9	255	OL/DL
60	Josh Chapin *	11	5-11	210	OL/DL
61	Blaise Zagoric	12	5-8	185	OL/DL
62	Lane Welker	10	6-2	275	OL/DL
65	Trevor Wyckoff *	11	6-1	285	OL/DL
66	Logan Vincent	11	6-2	245	OL/DL
68	Zach Abram	12	6-2	180	OL/DL
71	Hunter Mowery	10	6-2	195	OL/DL
72	Sheldon Frasure	12	6-2	230	OL/DL

Week Eight VS Garfield Heights

73	Nick Anderson	11	6-0	200	OL/DL
74	Ryan Eshelman	10	5-11	220	OL/DL
75	Wyat Ellinger	12	6-0	170	OL/DL
76	Mason Linton	9	5-9	255	OL/DL
77	Brody Wood	12	6-4	195	OL/DL
78	Keiton Arledge	9	6-0	270	OL/DL
80	Henry Pierce	10	6-1	170	TE/DL
82	Steven Lewis	12	5-7	140	OL/DL

* = Letters Earned

Capt = Full-time team captain

All-Time School Record: 568-387-37**Head Coach:** Billy Burke (University of Akron, 4th Season, 26-31 overall)**Asst. Coaches:** Jim Huntsberger, Josh Sturgell (LHS '04), Greg Thrapp, Pat Walsh (LHS '89), Tim Woodgeard (LHS '95), Justin Pack (LHS '05)**2018 Varsity Schedule**

Date	Opponent	Location	Time-Result
08/24	VS Tri-Valley	Logan	Loss, 07-48
08/31	AT Teays Valley	Teays Valley	Loss, 00-35
09/07	AT Meigs	Meigs	WIN, 45-35
09/14	AT Sheridan	Sheridan	Loss, 07-42
09/21	VS Chillicothe	Logan	Loss, 06-07 (OT)
09/28	VS Athens	Logan	Loss, 14-21
10/05	AT Zanesville	Zanesville	Loss, 13-27
10/12	VS Garfield Heights	Logan	6:00 PM
10/19	VS Bishop Watterson	Logan	7:00 PM
10/26	AT Waverly	Waverly	7:00 PM

2018 Junior Varsity Schedule

Date	Opponent	Location	Time-Result
08/25	Tri-Valley	Tri-Valley	Loss, 32-34
09/01	Teays Valley	Logan	Loss, 12-34
09/08	Gallipolis	Logan	WIN, 32-26
09/13	Wellston	Logan	WIN, 28-14
09/15	Sheridan	Logan	Loss, 00-41
09/22	Chillicothe	Chillicothe	Loss, 22-28
09/29	Athens	Athens	WIN, 30-00
10/06	Zanesville	Logan	WIN, 36-34
10/13	Bishop Watterson	Bishop Watterson	10:00 AM

2018 Freshman Schedule

Date	Opponent	Location	Time-Result
10/08	Licking Heights	Licking Hts	WIN, 20-14
10/15	Licking Valley	Licking Valley	5:00PM
10/22	Trimble	Trimble	6:00 PM

2018 Garfield Heights Bulldogs Varsity Roster

No.	Name	Class	HT	WT	Pos.
1	Isaiah Jackson	12	5-10	185	RB/FS
2	Adrian Thompson	12	5-9	185	WR/ILB
3	Tahshun Allen	11	5-7	160	RB/CB
4	Ty'Riek Smith	12	5-6	145	SB/CB
5	Leon Webb	12	6-0	210	FB/MLB
6	Demar Williams	12	5-10	160	WR/FS
7	Dimarco Williams	12	5-10	230	RB/DE
8	Javion Binns	12	5-10	185	WR/FS
9	Elijah Muhammad	12	5-10	185	WR/FS
10	Dartanyan Fitch	12	6-0	175	WR/CB
11	Ethan Boufford	12	6-1	200	TE/DE
12	Jairo Colon	12	5-9	145	WR/CB
13	Marlon Jordan	12	6-1	200	QB/FS
14	Antoine Wilcox	12	5-6	145	SB/CB
15	Donald Willis	12	6-2	185	WR/OLB
16	Marcus Carothers	10	5-10	165	QB/FS
17	Dye'Shawn Fleetwood	11	5-11	190	TE/OLB
18	Jasper Winchester	11	5-11	153	QB/FS
19	Ronald Davis	11	5-9	158	RB/FS
20	Gabriel Mayes	10	5-6	165	RB/ILB
21	Christian Davis	12	5-11	175	WR/OLB
22	Zach McCain	12	5-10	168	WR/CB
23	Evin Vartorella	11	5-9	160	WR/FS
24	Yousef Jebrin	12	5-8	155	K
25	Jovante Wimbley	12	5-8	165	RB/SB/CB
26	Adonis Brown	11	5-6	140	RB/FS
27	James Gaines	10	5-3	144	RB/OLB
28	Nate Morrison	11	5-6	130	WR/CB
29	Mehkael Sanders	10	5-9	141	WR/CB
30	Darius Eberhardt	11	5-9	140	WR/FS
32	Damien Peterson	12	6-0	235	FB/DE/MLB
34	Marquis Roberson	10	5-10	180	RB/DE
35	James Rankin	10	5-6	155	FB/MLB
40	Shaaker Maddox	11	5-10	180	H/OLB
48	Jay'lren Hathman	11	5-11	160	TE/DE
50	Tyrease Hudson	11	5-10	220	G/DT
51	Adrian Bolling	11	5-9	165	RB/MLB
52	Edmund Bonda	10	5-9	218	C/DT
54	Chris Croson	10	6-2	190	DE
54	Kasey Truett	12	5-11	198	OG/DE
55	Ronnie Scott	12	6-3	215	C/T
56	KavonTae Carter	10	6-1	210	OG/N
57	LeeShawn Williams	10	6-0	196	OT/DE
60	Christopher Curry	11	5-8	230	OG/DT
62	Chris Pate	10	5-8	230	OG/DE
64	Donavan Garner	10	5-9	230	OT/DT
65	Bennie Williams	12	5-7	243	OG/DT
66	Gregory Kunka	12	6-3	290	OT/DT
68/69	Jordan Sims	12	6-2	280	OT/DT

Week Eight VS Garfield Heights

70	Demetrius Sims	10	6-0	285	OG/DE
75	Eric Lyle	12	6-4	285	OT/DT
83	Jamil Abdullah	10	5-10	146	WR/CB
84	Tyrus Wilkins	10	5-7	110	WR/CB
85	Terrance O'Neal	10	6-1	170	WR/OLB
89	Marcus Woods	10	6-1	214	TE/DE

Head Coach: Lance Reiland (4th year at GHHS, 16-21 overall record)

Asst. Coaches: Mike Ruggiero, Jeff Papesh, Jason Osborne, Jamison Hultine, Cody McConaha, Curtis Wourms, Mike McQueen, Chris Cole, Romie Graham, Dave Schillero, Dennis Markiewicz, Zach Noernberg

2018 Varsity Football Schedule

Date	Opponent	Location	Time/Result
08/24	Lakewood	Away	WIN, 42-00
08/31	Brecksville	Away	WIN, 35-06
09/07	Bedford	HOME	WIN, 27-20
09/14	Cleveland Rhodes	HOME	WIN, 53-14
09/21	Padua Franciscan	HOME	WIN, 19-00
09/27	Valley Forge	Away	WIN, 20-00
10/05	South Range	Away	WIN, 29-09
10/12	Logan	Away	6:00 PM
10/20	University School	Away	7:00 PM
10/26	Normandy	HOME	7:00 PM

Logan Vs Garfield Heights All-Time Series History (Since 1912)

Total Games: 0

First Game: 2018

Logan Wins: 0

Garfield Heights Wins: 0

Total Score: Logan 0, Garfield Heights 0

Current Streak: n/a.

Year By Year Results:

Year	Location	Winning Team	Score
2018	Logan		

Game Notes:

- **Tonight's Match-up** Tonight marks the first ever meeting between the Garfield Heights Bulldogs and the Logan Chieftains. The meeting, a result of both teams finding themselves without a league to play in, represents the farthest ever distance (approx. 382 miles round trip) between Logan and a football foe. It is Logan's first ever game against a school from Cuyahoga County.

Garfield Heights are experiencing a renaissance under 4th year head coach Lance Reiland. Reiland replaced his father, Chuck, who coached 19 seasons and won 119 games at GHHS. Reiland is 16-21 overall but his Bulldogs are 7-0 so far in 2018. The Heights is looking for its first playoff appearance since 2014. The blue and gold were first round playoff losers in 2000, 2004, and 2014 their only three playoff appearances.

Logan enters tonight's game 1-6. Their lone victory came in week three when the Chiefs defeated Meigs 45-35. The last three games, however, have been near misses for the purple white as the Chiefs fell to Chillicothe (6-7 in overtime), Athens (14-21), and Zanesville (13-27).

- **Traditional Homecoming** Logan High School will celebrate it's Homecoming tonight, a tradition which dates back to the early 1930s. At the first homecoming, football players signed in reporting to have played for a school team as far back as 1898 even though the first official season of Logan football is believe to have been played in 1912.

Five seniors will vie for the crown and the title of Homecoming Queen. Those five seniors are Emma Gabriel, Deven Harden, Sidni Harris, Grace Mckee, and Kaymbre Zimmerman.

- **Who to watch: Logan** On offense, Logan will look to the backfield duo of quarterback Braeden Spatar and running back Preston Yates to drive the offense. The Chiefs will be looking for some new answers in the passing game due to injuries to Colten Castle and Landon Little. Castle was injured in the opening kickoff at Zanesville while Little was involved in a serious car accident last week Little. Both are hopeful to return this season.

Outside linebacker Jakob Black led the Chiefs with 10 tackles last week and has the overall team lead with 71. Preston Yates made a season high seven stops after receiving a higher than average workload against the Blue Devils.

- **Who to watch: Garfield Heights** The Bulldogs offense is led by dual threat quarterback Marlon Jordan and slot backs Ty'Riek Smith and Javon Binns. Jovante Wimbley is an outstanding runner behind the blue and gold's stellar offensive line.

But defense is where the Bulldogs excel led by University of Minnesota-commit Donald Willis, and outside linebacker. Willis and Jordan control the edges in the Bulldogs' 3-4 defense which also features outstanding athletes in the secondary.

- **On this date** This will be the thirteenth Chieftain football game played on October 12. The Chieftains are 5-7 in games played on this date. Eleven of the 12 games were Southeastern Ohio Athletic League matchups, meaning that tonight will be the first since 1934 to be played as a non-league affair on Oct. 12.

Oct. 12 Games:

1934: Logan 35, Murray City 0
1945: Logan 30, Gallipolis 0
1951: Logan 7, Wellston 13
1956: Logan 7, Jackson 13
1962: Logan 0, Athens 20
1973: Logan 6, Gallipolis 7

1979: Logan 0, Wellston 27
1984: Logan 8, Athens 28
1990: Logan 7, Marietta 10
2001: Logan 10, Marietta 6
2007: Logan 60, Warren 7
2012: Logan 28, Chillicothe 7

2018 Logan Football Two-Deep

Offense

QB	7	Braeden Spatar	5-10	175lbs	JR
		<i>45-87 passing, 550 yards, 6 TDs, 8 INTs; 106 carries, 509 yards, 3TDs</i>			
	12	Tyler Cummin	5-10	180lbs	SR
		<i>1-3 passing, 21 yards; 63 carries, 184 yards, TD</i>			
RB	12	Tyler Cummin	5-10	180lbs	SR
		<i>63 carries, 184 yards, TD</i>			
	36	Trevor Horner	5-7	240lbs	JR
		<i>16 carries, 43 yards, TD</i>			
RB	1	Preston Yates	5-8	180lbs	SR
		<i>110 carries, 463 yards, 2TDs; 2 receptions, 10 yards</i>			
	31	Tyler Eshelman	5-9	155lbs	JR
Wing	29	Conner Ruff	5-10	190lbs	JR
		<i>7 carries, 22 yards; 2 receptions, 2 yards</i>			
	23	Jared Justice	5-11	177lbs	Frosh
		<i>3 carries, 3 yards</i>			
Receiver	22	Aaron Magdich	5-11	140lbs	SR
		<i>1 reception, 12 yards; 3 carries, 7 yards</i>			
	2	Jonny McClelland	5-10	150lbs	Soph
Receiver	3	Garrett Mace	5-9	155lbs	JR
		<i>8 receptions, 102 yards, TD; 1 carry, 2 yards</i>			
	13	Brandon Heft	6-2	150lbs	Soph
TE	28	Colton Ruff	5-10	195lbs	JR
		<i>1 reception, 8 yards</i>			
	80	Henry Pierce	6-1	170lbs	Soph
RT	71	Hunter Mowery	6-2	195lbs	Soph
	77	Brody Wood	6-4	195lbs	SR
RG	65	Trevor Wyckoff	6-1	285lbs	JR
	57	Josh Horton	6-0	200lbs	SR
C	56	Clay Risch	6-0	190lbs	SR
	54	Tyler Kost	5-10	185lbs	Soph
LG	55	Sam Kisor	5-11	220lbs	JR
	66	Logan Vincent	6-2	245lbs	SR
LT	58	Sam Hall	6-6	240lbs	SR
	66	Logan Vincent	6-2	245lbs	SR

2018 Logan Football Two-Deep

Defense

DE	58	Sam Hall	6-6	240lbs	SR
		<i>16 total tackles (3 solo); 3 for loss, 1 sack</i>			
	73	Nick Anderson	6-0	200lbs	JR
		<i>8 total tackles (1 solo); 1 sack</i>			
DT	56	Clay Risch	6-0	190lbs	SR
		<i>18 total tackles(1 solo); 1 sack</i>			
	55	Sam Kisor	5-11	220lbs	JR
		<i>2 total tackles (1 solo)</i>			
NG	36	Trevor Horner	5-7	240lbs	JR
		<i>27 total tackles (7 solo); 2 for loss, 2 sacks, 2 PBUs, 1 FR</i>			
	65	Trevor Wyckoff	6-1	285lbs	JR
		<i>2 total tackles (1 solo)</i>			
DE	80	Henry Pierce	6-1	170lbs	Soph
		<i>20 total tackles (6 solo); 1 for loss, 2 sacks</i>			
	56	Clay Risch	6-0	190lbs	SR
		<i>18 total tackles(1 solo); 1 sack</i>			
LB	28	Colton Ruff	5-10	195lbs	JR
		<i>51 total tackles (8 solo); 1 for loss, 3 sacks, 1 CF</i>			
	31	Tyler Eshelman	5-9	155lbs	JR
		<i>4 total tackles</i>			
MLB	29	Conner Ruff	5-10	190lbs	JR
		<i>38 total tackles (5 solo); 3 for loss, 1 CF; 1 FR</i>			
	1	Preston Yates	5-8	180lbs	SR
		<i>16 total tackles (5 solo); 1 INT</i>			
SAM	34	Jakob Black	5-8	155lbs	SR
		<i>71 total tackles (12 solo); 5 for loss, 1 sack, 1 PBU, 1 CF, 2 FRs</i>			
	1	Preston Yates	5-8	180lbs	SR
		<i>16 total tackles (5 solo); 1 INT</i>			
CB	22	Aaron Magdich	5-11	140lbs	SR
		<i>32 total tackles (11 solo); 3 PBUs, 1 FR</i>			
	2	Jonny McClelland	5-10	150lbs	Soph
		<i>9 total tackles (2 solo), 1 FR</i>			
FS	2	Jonny McClelland	5-10	150lbs	Soph
		<i>9 total tackles (2 solo), 1 FR</i>			
	22	Aaron Magdich	5-11	140lbs	SR
		<i>32 total tackles (11 solo); 3 PBUs, 1 FR</i>			
SS	12	Tyler Cummin	5-10	180lbs	SR
		<i>50 total tackles (20 solo); 2 for loss, 1 sack, 2 PBUs, 1 INT</i>			
	2	Jonny McClelland	5-10	150lbs	Soph
		<i>9 total tackles (2 solo), 1 FR</i>			
CB	3	Garrett Mace	5-9	155lbs	JR
		<i>18 total tackles (4 solo); 4 PBUs, 1 FR</i>			
	2	Jonny McClelland	5-10	150lbs	Soph
		<i>9 total tackles (2 solo), 1 FR</i>			

2018 Logan Varsity Football Stats

TEAM STATS	LHS	OPP
First Downs	96	104
Plays from Scrimmage	414	343
Rushing (Plays-Yards)	323-1242	212-890
Passing Yards	571	1194
Total Yards	1813	2084
Passes (Comp-Att-Yards)	46-91-9	79-131-3
Fumbles (No.-Lost)	12-7	14-8
Penalties (No.-Yards)	53-430	35-246

LOG – 06 – 13 – 28 – 39 – 06 – 092
 OPP – 41 – 97 – 42 – 28 – 07 – 215

Rushing Leaders

Player	Attempts	Yards	TDs	Yards/Carry
Braeden Spatar	106	509	3	4.80
Preston Yates	110	463	2	4.21
Tyler Cummin	63	184	1	2.92
Caden McCarty	3	39	0	13.0
Trevor Horner	16	43	1	2.69
Conner Ruff	7	22	0	3.14
Aaron Magdich	3	7	0	2.33
Jared Justice	3	3	0	1.00

Passing Leaders

Player	Comp.	Attempts	Yards	TDs	INTs
Braeden Spatar	45	87	550	6	8
Tyler Cummin	1	3	21	0	0

Receiving Leaders

Player	Rec.	Yards	TDs
Landon Little	20	345	4
Garrett Mace	8	102	1
Colten Castle	8	48	1
Jeromy Weaver	2	15	0
Preston Yates	2	10	0
Conner Ruff	2	2	0
Braeden Spatar	1	21	0
Aaron Magdich	1	12	0
Colton Ruff	1	8	0

Scoring Stats

Player	TDs	PAT	2P	FG	Total Points
Landon Little	4	0	0	0	24
Braeden Spatar	3	0	1	0	20
Preston Yates	3	0	0	0	18
Tyler Cummin	1	0	0	0	6
Garrett Mace	1	0	0	0	6
Colten Castle	1	0	0	0	6
Trevor Horner	1	0	0	0	6
Israel Bookman	0	6	0	0	6

2018 Garfield Heights Bulldogs Football Stats

TEAM STATS	GHHS	OPP
First Downs		
Plays from Scrimmage		
Rushing (Plays-Yards)		
Passing Yards		
Total Yards		
Passes (Comp-Att-Yards)		
Fumbles (No.-Lost)		
Penalties (No.-Yards)		

GAR – 00 – 00 – 00 – 00 – 225
 OPP – 00 – 00 – 00 – 00 – 049

Rushing Leaders

Player	Attempts	Yards	TDs	Yards/Carry
--------	----------	-------	-----	-------------

Passing Leaders

Player	Comp.	Attempts	Yards	TDs	INTs
--------	-------	----------	-------	-----	------

Receiving Leaders

Player	Rec.	Yards	TDs
--------	------	-------	-----

Scoring Stats

Player	TDs	PAT	2P	FG	Total Points
--------	-----	-----	----	----	--------------



Logan Football Individual and Team Records



Individual Records

Passing

Most Attempts, Game

Lane Little, 40, vs Lancaster, 2014

Most Attempts, Season

Patrick Angle, 302, 2009

Most Attempts, Career

Patrick Angle, 596, 2007-2009

Most Completions, Game

Patrick Angle, 27 vs Pick. North, 2009

Most Completions, Season

Patrick Angle, 193, 2009

Most Completions, Career

Patrick Angle, 377, 2007-2009

Most Passing Yards, Game

Patrick Angle, 324 at Pick. North, 2008

Most Passing Yards, Season

Patrick Angle, 2546, 2009

Most Passing Yards, Career

Patrick Angle, 5,112, 2007-2009

Most Passing TDs, Game

Lane Little, 5, vs Cambridge, 2015

Most Passing TDs, Season

Lane Little, 5, at Gallipolis, 2015

Most Passing TDs, Career

Lane Little, 30, 2015

Patrick Angle, 51, 2007-2009

Best Completion %, Game (Atleast 10 att)

Patrick Angle, 1.00 (15-15), at Hamilton Twp, 2009

Best Completion %, Season (Atleast 100 att)

Patrick Angle, .639, 2009

Best Completion %, Career (Atleast 200 att)

Patrick Angle, .632, 2009

Fewest INTs, Season (atleast 70 att)

Nick Kost, 0 INTs, 2013

Fewest INTs, Career (atleast 300 att)

Lane Little, 8, 2015

Consecutive passes w/o an interception

Patrick Angle, 129 passes, 2009

Most Consecutive Completed Passes, Season

Patrick Angle, 17, vs Hamilton Twp (15) & Gallia Academy (2), 2009

Most Consecutive Completed Passes, Game

Patrick Angle, 15, vs Pickerington North, 2009

Longest Completion (for Touchdown)

Patrick Angle, 15, at Hamilton Township, 2009
Chad Zimmerman, 96 yards v. Warren, 1994

Rushing

Most Rushing Yards, Game

Austin Rohr, 398 vs Marietta, 2003

Most Rushing Yards, Season

Derek Harden, 1670, 2000

Most Rushing Yards, Career

Kelly Wolfe, 3837, 1983-1986

Most Rushing Attempts, Game

Justin Frye, 42 vs Marietta, 2006

Most Rushing Attempts, Season

Derek Harden, 280, 2000

Most Rushing Attempts, Career

Kelly Wolfe, 638, 1983-1986

Most Rushing TDs, Game

Derek Harden, 6 vs Athens, 2001

Most Rushing TDs, Season

Isaac Schmeltzer, 6 vs Warren, 2013

Most Rushing TDs, Career

Derek Harden, 28, 2000

Derek Harden, 50, 1999-2001

Yards per carry, Game

John Cosgrove, 21.25 vs New Lex., 1994

Yards per carry, Season

John Cosgrove, 9.58, 1994

Yards per carry, Career

Bryce McBride, 8.43, 2013-2015

Most 100 yard games, Season

Wayne Bateman, 9, 1999

Most 200 yard games, Season

Derek Harden, 9, 2000

Most 200 yard games, Career

Justin Frye, 5, 2006

Austin Rohr, 6, 2001-2003

Justin Frye, 6, 2006-2007

LoganFootball.com Media Guide/Game Notes 16
Week Eight VS Garfield Heights

Longest Run From Scrimmage (for TD)

Larry Bainter, 99 yards vs Middleport, 1960
Bryce McBride, 99 yards vs Portsmouth, 2013

Receiving

Most Receptions, Game
Most Receptions, Season
Most Receptions, Career

Zach McDaniel, 14, vs Pickerington North, 2008
Mason Mays, 60, 2009
Mason Mays, 121, 2007- 2009

Most Receiving Yards, Game
Most Receiving Yards, Season
Most Receiving Yards, Career

DJ Conrad, 260 vs Miami Trace, 1985
Isaiah Smith, 1,044, 2015
Mason Mays, 1,779, 2007-2009

Most TD Receptions, Game
Most TD Receptions, Season
Most TD Receptions, Career
Longest Reception (for TD)

Eric Cox, 4 vs River Valley, 1994
Isaiah Smith, 18, 2015
Isaiah Smith, 28, 2013-2015
Eric Cox, 96 yards vs Warren, 1994

Scoring

Most Points, Game
Most Points, Season
Most Points, Career

Isaac Schmeltzer, 42 points, vs Warren 2013
Derek Harden, 176, 2000
Derek Harden, 308, 1999-2001

Most TDs, Game
Most TDs, Season

Isaac Schmeltzer, 7, vs Warren 2013
John Cosgrove, 29, 1994
Derek Harden, 29, 2000
Derek Harden, 51, 1999-2001

Most TDs, Career

Kicking Points, Game

Jordan Jackson, 10 vs Marietta, 1993

Kicking Points, Season

Matt Shaw, 10 at Warren, 1999

Kicking Points, Career

Adam Puhl, 68, 2000
Derek Montgomery, 68, 2009
Matt Shaw, 123, 1997-1999

Kicking

Most PATs, Game
Most PATs, Season
Most PATs, Career

Adam Puhl, 9 vs Jackson, 2000
Adam Puhl, 65, 2000
Adam Puhl, 104, 2000-2001

Most FGs, Game

Eleven Times at 2, Most recent was Derek Montgomery vs Warren, 2010 and Zanesville 2009

Most FGs, Season

Josh Jackson, 11, 1991

Most FGs, Career

Derek Montgomery, 16, 2009-2010

Longest FG Made

Josh Jackson, 47 yds vs Zanesville, 1991

Longest Punt

Johnny Conrad, 63 yds vs Pt. Pleasant, 2000

Joe Karshner, 70 yds at Jackson, 1938

Interceptions

Most INTs, Game

Mutiple Tied at 3, most recent Lucas Wright vs. Portsmouth 2007

Most INTs, Season

Greg Poston, 11, 1967

Most INTs, Career

Chad Zimmerman, 11, 1993

Longest INT Return

Lucas Wright, 17, 2005-2007

Evan DeLong, 101 yards, vs Loudonville 2013

Kick Returns

Longest Kick-Off Return (for TD)

Bill Shaw, 95 yards, vs Glouster 1939

Alex Clutter, 95 yds, at Watkins Mem., 1995

Isaac Schmeltzer, 95 yds, vs Teays Valley, 2013

Nick Maniskas, 87 yards vs Jackson, 1987

Longest Punt Return (for TD)

LoganFootball.com Media Guide/Game Notes 17
Week Eight VS Garfield Heights

Miscellaneous

Most Consecutive Games Played

Robbie Johnson, 37 games, 1960-1963

Bob Stewart, 37 games, 1960-1963

Dean Jordan, 89 yards, vs Lancaster, 2014

Longest fumble return (for TD)

Team Records

Passing

Most Attempts, Game

42, vs Lancaster, 2014

Most Attempts, Season

336, 2009

Most Passing Yards, Game

390, at Gallia Academy, 2009

Most Passing Yards, Season

2832, 2009

Most Completions, Game

28 vs Pickerington North, 2009

Most Completions, Season

209, 2009

Most Passing TDs, Game

5, 3X, most recent at Gallipolis, 2015

Most Passing TDs, Season

28, 2009

Rushing

Most Rushing Attempts, Game

74, vs New Lexington, 1980

Most Rushing Attempts, Season

553, 2000

Most Rushing Yards, Game

562, vs Portsmouth, 2013

Most Rushing Yards, Season

3050, 2000

Most Rushing TDs, Game

9, at Warren, 2006

Most Rushing TDs, Season

49, 2000

Total Yardage

Most Total Yardage, Game

649, at Athens, 2015

Most Total Yardage, Season

4974, 2000

Scoring

Most Points, Quarter

42 vs Marietta, 2007

Most Points, Game

81 vs New Lexington, 1920

Most Points, Season

519, 2000

Least Points, Season

21, 1929

Most Points Allowed, Game

62 vs Columbus West, 1930

Most Points Allowed, Season

337, 2017

Least Points Allowed, Season

12, 1933

Victories

Most Wins, Season

12

Most Consecutive Wins

18, 1963-1965

Most Consecutive Wins, Reg. Season

29, 1999-2001

29, 2007-2009

Most Consecutive SEOAL Wins

34, 2004-2009

Largest Winning Margin

81 vs New Lexington, 1920

Largest Win via Shut-Out

81-0 vs New Lexington, 1920

Defeats

Most Losses, Season

9, 2011

Most Consecutive Losses

9, 1953-1954

Largest Losing Margin

58, vs Dublin Jerome (58-0), 2016

Largest Loss via Shut-Out

58-0 vs Dublin Jerome, 2016

First Downs

Most 1st Downs, Game

27, vs Athens, 1986

27, at Athens, 2015

Most 1st Downs, Season

262, 2000

Logan Football Starting Line-Up (10/12/2018 VS Garfield Heights)

Offense

QB	7	Braeden Spatar	5-10	175lbs	JR
FB	12	Tyler Cummin	5-10	180lbs	SR
RB	1	Preston Yates	5-8	180lbs	SR
WB	29	Conner Ruff	5-10	190lbs	JR
R	22	Aaron Magdich	5-11	140lbs	SR
R	3	Garrett Mace	5-9	155lbs	JR
TE	28	Colton Ruff	5-10	195lbs	JR
RT	71	Hunter Mowery	6-2	195lbs	Soph
RG	65	Trevor Wyckoff	6-1	285lbs	JR
C	56	Clay Risch	6-0	190lbs	SR
LG	55	Sam Kisor	5-11	220lbs	JR
LT	58	Sam Hall	6-6	240lbs	SR

Other Offensive Players:

R	2	Jonny McClelland	5-10	150lbs	Soph
RB	36	Trevor Horner	5-7	240lbs	JR
OL	57	Josh Horton	6-0	200lbs	SR
TE	80	Henry Pierce	6-1	170lbs	Soph

Defense

DE	58	Sam Hall	6-6	240lbs	SR
DT	56	Clay Risch	6-0	190lbs	SR
NG	36	Trevor Horner	5-7	240lbs	JR
DE	80	Henry Pierce	6-1	170lbs	Soph
LB	28	Colton Ruff	5-10	195lbs	JR
LB	29	Conner Ruff	5-10	190lbs	JR
SAM	34	Jakob Black	5-8	155lbs	SR
CB	3	Garrett Mace	5-9	155lbs	JR
FS	2	Jonny McClelland	5-10	150lbs	Soph
SS	12	Tyler Cummin	5-10	180lbs	SR
CB	22	Aaron Magdich	5-11	140lbs	SR

Other Defensive Players:

LB	1	Preston Yates	5-8	180lbs	SR
DL	55	Sam Kisor	5-11	220lbs	JR
DL	73	Nick Anderson	6-0	200lbs	JR

Specialists:

PK	5	Israel Bookman	5-10	130lbs	JR
HO					
LS	77	Brody Wood	6-4	195lbs	SR
P	4	Kyle Arnett	5-11	160lbs	SR
P	12	Tyler Cummin	5-10	180lbs	SR
PR	12	Tyler Cummin	5-10	180lbs	SR
KR	3	Garrett Mace	5-9	155lbs	SR
KR	1	Preston Yates	5-8	180lbs	SR

OR...

Garfield Heights Football Starting Line-Up (10/12/2018 AT Logan)

Offense

QB	13	Marlon Jordan	6-1	200lbs	SR
RB	25	Jovante Wimbley	5-8	165lbs	SR
SB	4	Ty'Riek Smith	5-6	145lbs	SR
SB	8	Javion Binns	5-10	185lbs	SR
R	9	Elijah Muhammad	6-2	170lbs	SR
R	10	Dartanyan Fitch	6-0	175lbs	SR
RT	66	Gregory Kunka	6-3	290lbs	SR
RG	50	Tyreese Hudson	5-10	220lbs	JR
C	55	Ronnie Scott	6-3	215lbs	SR
LG	68/69	Jordan Sims	6-2	280lbs	SR
LT	75	Eric Lyle	6-4	285lbs	SR

Other Offensive Players:

RB	1	Isaiah Jackson	5-10	185lbs	SR
R	19	Ronald Davis	5-9	158lbs	JR
OL	54	Kasey Truett	5-11	198lbs	SR

Defense

DL	7	Dimarco Williams	5-10	230lbs	SR
NG	32	Damien Peterson	6-0	235lbs	SR
DL	11	Ethan Boufford	6-1	200lbs	SR
OLB	13	Marlon Jordan	6-1	200lbs	SR
ILB	2	Adrien Thompson	5-9	185lbs	SR
ILB	5	Leon Webb	6-0	210lbs	SR
OLB	15	Donald Willis	6-2	185lbs	SR
CB	4	Ty'Riek Smith	5-6	145lbs	SR
SS	8	Javion Binns	5-10	185lbs	SR
FS	1	Isaiah Jackson	5-10	185lbs	SR
CB	25	Jovante Wimbley	5-8	165lbs	SR

Other Defensive Players:

OLB	17	Dye'Shawn Fleetwood	5-11	190lbs	JR
-----	----	---------------------	------	--------	----

Specialists:

PK	24	Yousef Jebron	5-8	155lbs	SR
HO	5	Leon Webb	6-0	210lbs	SR
LS	11	Ethan Boufford	6-1	200lbs	SR
P	7	Dimarco Williams	5-10	230lbs	SR
PR/KR	1	Isaiah Jackson	5-10	185lbs	SR
PR/KR	8	Javion Binns	5-10	185lbs	SR
KR	25	Jovante Wimbley	5-8	165lbs	SR