



Logan Chieftains 1-3

VS



Chillicothe Cavaliers 3-1 (0-0)

Friday September 21, 2018
Logan Chieftain Stadium – Logan, OH

Table of Contents

Pg. 2	Logan Chieftain Stadium Records
Pg. 3	“The Last Time...”
Pgs. 4-5	LHS Varsity Schedule and Match-up Facts
Pgs. 6-7	Logan Varsity Roster, Coaches, Facts, Varsity/JV/Frosh Schedules
Pgs. 8-9	Chillicothe Varsity Roster, Coaches, Varsity Schedule
Pg. 9	Series History
Pg. 10	Game Notes
Pgs. 11-12	Logan two-deep
Pg. 13	Logan Stats
Pg. 14	Chillicothe Stats
Pgs. 15-17	Logan HS individual & team records
Pg. 18	Logan projected starting line-up
Pg. 19	Chillicothe projected starting line-up

Div. II, Reg. 7 Standings

1. Massillon Washington	4-0	10.165
2. Wadsworth	4-0	10.075
3. Barberton	4-0	9.150
4. Walnut Ridge	4-0	7.975
5. Dover	3-1	7.600
6. Uniontown Lake	3-1	7.400
7. Canal Winchester	3-1	7.375
8. Tri-Valley	4-0	7.225

9. North Canton Hoover	3-1	7.200
10. Massillon Perry	4-0	7.070
11. Medina Highland	3-1	6.975
12. Licking Heights	3-1	6.500
13. Ashland	3-1	6.275
...		
23. Logan	1-3	1.750

Chieftain Opponents:

- Tri-Valley AT Philo
- Teays Valley AT Logan Elm
- Meigs VS River Valley
- Sheridan AT West Muskingum
- Athens VS Vinton County
- Zanesville AT Miami Trace
- Garfield Heights VS Padua Franciscan
- Waverly VS Nelsonville-York

Logan Chieftain Stadium Records

Chieftains' Overall Record at "The Chief" – 28-25

Individual Records

Rushing

Most Rushing Yards
Most Rushing Attempts
Most Rushing TDs

275, Isaac Schmeltzer vs Warren, 2013
35, Daniel Bangura (Harvest Prep) vs Waterford, 2016
6, Jaylon Brown (St. Clairsville) vs Piketon, 2012
6, Isaac Schmeltzer vs Warren, 2013
99, Bryce McBride vs Portsmouth, 2013

Longest Run from Scrimmage:

Passing

Most Passing Yards
Most Completions
Most Attempts
Most Passing TDs

469, Grant Russell (Newark), 2013
27, Patrick Angle, vs Pickerington North, 2009
43, Joe Burrow (Athens), vs Marion-Franklin, 2013
5, Joe Burrow (Athens), vs St. Francis DeSales, 2014
5, Lane Little, vs Cambridge, 2015
92, Kelly Long to Sean Wotring, vs Jackson, 2011

Longest Completion

Receiving

Most Receptions

14, Zach McDaniel, vs Pickerington North, 2009
14, Darius Shackleford (Newark), 2013
269, Darius Shackleford (Newark), 2013

Most Receiving Yards
Most Touchdown Receptions

**3, Four times, most recent:
Blayze Taylor, vs Tri-Valley, 2018**
92, Kelly Long to Sean Wotring, vs Jackson, 2011

Longest Reception

Special Teams

Longest Kick-off return for TD
Longest Punt return for TD
Longest Field Goal

97, Johnnie Charles (Portsmouth), 2013
76 yards, Chris McNally (St. Francis DeSales), 2016
52 yards, Domonic DiMaccio (DeSales), 2016

Defensive

Most Interceptions

2, Mason Jordan (Portsmouth) vs Logan, 2011
2, Casey Phillips vs Portsmouth 2013
101, Evan DeLong, vs Loudonville, 2013

Longest Interception Return for TD

Miscellaneous

Longest Play from Scrimmage
Longest fumble return for touchdown
Most Total Touchdowns

99, Bryce McBride run vs Portsmouth 2013
89, Dean Jordan, vs Lancaster, 2014
7, Isaac Schmeltzer vs Warren, 2013

Team Records

Most Rushing Yards
Most Passing Yards
Most Total Yards
Most Combined Rushing Yards
Most Combined Passing Yards
Most Combined Total Yards

562, Logan vs Portsmouth, 2013
469, Newark vs Logan, 2013
589, Logan vs Portsmouth, 2013
715, Logan vs Portsmouth, 2013
617, Logan vs Cambridge, 2015
974, Logan vs Portsmouth, 2013

Scoring

Most Points in a Game
Most Points (Combined)
Most Points in a Quarter (1 team)

59, St Clairsville 59, Piketon 27, 2012
107, Athens 55, Tri-Valley 52 (OT), 2013
30, Logan 30, Chillicothe 7, 2009
30, Dublin Jerome 30, Logan 0 - 2016
37, Logan 30, Chillicothe 7, 2009

Most Points in a Quarter (combined)

Logan Wins

First Win
Largest Winning Margin
Largest Winning Margin (via Shut-Out)
Consecutive Wins

Aug. 22, 2008 vs Lancaster (35-10)
45, vs Marietta 48-3; 2009
42, vs Warren 42-0; 2008
12 (Aug. 22, 2008-Aug. 27, 2010)

Logan Losses

First Loss
Largest Losing Margin
Largest Losing Margin (via Shut-Out)
Consecutive Losses

Aug. 27, 2010 vs Lancaster (37-24)
58, vs Dublin Jerome (58-0), 2016
58, vs Dublin Jerome (58-0), 2016
10, 2010-2011








Logan Football
“The last time”

Last kick-off return for TD: Last opponent kick-off return for TD:	2015, Jenson Wallace, 89-yards, at Nelsonville-York 2018, Carson Simpkins, 84-yards, vs Tri-Valley
Last punt return for TD: Last opponent punt return for TD:	2015, Brady Walsh, 58-yards, at Gallipolis 2017, Blaze Bean, 39-yards, vs Teays Valley
Last interception return for TD: Last opponent interception return for TD:	2018, Preston Yates, 43-yards, at Meigs 2018, Brian James, 46-yards, at Teays Valley
Last fumble return for TD: Last opponent fumble return for TD:	2017, Conner Ruff, 0-yards, vs Meigs 2012, Jacob Blake, 40-yards, vs Nelsonville-York
Last blocked punt return for TD: Last opponent blocked punt return for TD:	2014, Josh Rardain, 0-yards, at Meigs 2018, Logan Ranft, 13-yards, at Sheridan
Last time Logan kicked a field goal: Last time an opponent kicked a field goal:	2017, Israel Bookman, 23-yards, vs Warren 2017, Cole Casto, 42-yards, vs Sheridan
Last time Logan recorded a safety: Last time an opponent recorded a safety:	2010, bad snap kicked out of endzone by QB, at Warren 2017, punter tackled in endzone, at Chillicothe
Last 200+ yard rushing game: Last opponent 200+ yard rushing game:	2017, Preston Yares, 241 yards, at Hamilton Ross 2017, Dylan Caldwell, 202 yards, at Hamilton Ross
Last time 2 players rushed for 100+ yards: Last time opp. had 2 players rush for 100+ yards:	2014, Bryce McBride (227) and Dean Jordan (109), at Meigs 2014, Jerry King (163), Ryan Fitchpatrick (120), and Harrison Taylor (110), vs Lancaster
Last player to rush for 3 or more TDs: Last opposing player to rush for 3 or more TDs:	2017, Preston Yates (3), at Hamilton Ross 2017, Brandon Maughmer (4), at Chillicothe
Last 250+ yard passing game: Last opponent 250+ yard passing game:	2015, Lane Little (259), at Gallipolis 2017, Kyron Rogers (259), vs Dublin Scioto
Last player to throw for 3+ touchdowns: Last opposing player to throw for 3+ touchdowns:	2018, Braeden Spatar (3), at Meigs 2018, Coulter Cleland (3), at Meigs
Last time Logan scored 50+ points: Last time an opponent scored 50+ points:	Aug. 28, 2015 – at Athens, 61-49 win Oct. 14, 2016 – vs St. Francis DeSales 7-54 loss
Last time Logan recorded a shut-out: Last time an opponent recorded a shut-out:	Oct. 21, 2016 – vs Hamilton Ross, 23-0 win Aug. 31, 2018 – at Teays Valley, 35-0



2018 Logan Chieftains Varsity Football Schedule

 VS Tri-Valley	<p>Aug. 24, 2018 7:00 PM AT Logan Chieftain Stadium Logan, OH</p>	 VS Tri-Valley
<p>2nd Meeting ----- Last Meeting: 2018 (07-48 loss) ----- Tri-Valley leads 2-0 ----- TV has won two straight</p>		
 AT Teays Valley Vikings	<p>Aug. 31, 2018 7:00 PM AT Viking Stadium Ashville, OH</p>	 AT Teays Valley Vikings
<p>6th Meeting ----- Last Meeting: 2018 (0-35 loss)----- Teays Valley leads 5-1 ----- TV has won three straight</p>		
 AT Meigs Marauders	<p>Sept. 7, 2018 7:30 PM AT Farmers Bank Stadium Rock Springs, OH</p>	 AT Meigs Marauders
<p>18th Meeting ----- Last Meeting: 2018 (45-35 win) ----- Logan leads 10-7-1 ----- Logan has won two straight</p>		
 AT Sheridan Generals	<p>Sept. 14, 2018 7:00 PM AT Paul Culver Jr Stadium Thornville, OH</p>	 AT Sheridan Generals
<p>2nd Meeting ----- Last Meeting: 2018 (7-42 loss) ----- Sheridan leads 2-0 ----- Sheridan has won two straight</p>		
 VS Chillicothe Cavaliers	<p>Sept. 21, 2018 7:00 PM AT Logan Chieftain Stadium Logan, OH</p>	 VS Chillicothe Cavaliers
<p>16th Meeting ----- Last Meeting: 2017 (21-43 loss) ----- Chillicothe leads 8-7 ----- Chillicothe won last season</p>		

 VS Athens Bulldogs	Sept. 28, 2017 7:00 PM AT Logan Chieftain Stadium Logan, OH	 VS Athens Bulldogs
92nd Meeting ----- Last Meeting: 2017 (3-21 loss) ----- Logan leads 51-35-5 ----- Athens won last season		
 AT Zanesville Blue Devils	Oct. 5, 2017 7:00 PM AT Sulsberger Memorial Stadium Zanesville, OH	 AT Zanesville Blue Devils
23rd Meeting ----- Last Meeting: 2014 (14-24 loss) ----- Zanesville leads 12-10 ----- Zanesville won the last meeting		
 VS Garfield Heights	Oct. 12 2017 6:00 PM AT Logan Chieftain Stadium Logan, OH	 VS Garfield Heights
1st Meeting ----- Last Meeting: none. ----- Tied 0-0 ----- First ever meeting		
 VS Bishop Watterson	Oct. 19, 2017 7:00 PM AT Logan Chieftain Stadium Logan, OH	 VS Bishop Watterson
1st Meeting ----- Last Meeting: none. ----- Tied 0-0 ----- First ever meeting		
 AT Waverly Tigers	Oct. 26, 2017 7:00 PM AT Raidiger Field Waverly, OH	 AT Waverly Tigers
13th Meeting ----- Last Meeting: 1982 (10-7 win) ----- Logan leads 11-1 ----- Logan won the last meeting		



2018 Logan Chieftains Varsity Football Roster



No.	Name	Class	Height	Weight	Position
1	Preston Yates **	12	5-8	180	RB/LB
2	Johnny McClelland	10	5-10	150	WR/DB
3	Garrett Mace *	11	5-9	155	WR/DB
4	Kyle Arnett *	12	5-11	160	WR/DB
5	Israel Bookman *	11	5-10	130	PK
6	Seven Fick	10	5-10	170	RB/LB
7	Braeden Spatar *	11	5-10	175	QB/DB
8	Nick Hazelwood	10	5-11	150	WR/DB
9	Colten Castle	11	5-9	130	WR/DB
10	Trevor Wolfe *	12	6-6	165	TE/DB
11	Landon Little **	12	6-0	155	WR/DB
12	Tyler Cummin **	12	5-10	180	RB/DB Capt.
13	Brandon Heft	10	6-2	150	WR/DB
16	Ian Frasure	10	5-8	140	QB/DB
20	Caden McCarty	10	5-10	160	RB/LB
21	Jeromy Weaver **	12	5-11	195	TE/LB Capt.
22	Aaron Magdich *	12	5-11	140	WR/DB
24	Donovan LeCroy	12	5-11	160	WR/DB
28	Colton Ruff **	11	5-10	195	RB/LB
29	Conner Ruff **	11	5-10	190	RB/LB
31	Tyler Eshelman	11	5-9	155	RB/LB
32	Cody Carrell	10	5-8	150	RB/LB
34	Jakob Black *	12	5-8	155	WR/DB
36	Trevor Horner *	11	5-7	240	RB/DL
50	Quinn Walsh	10	5-9	195	OL/LB
51	Jace Justice	12	5-8	215	OL/DL
52	Jacob DeWitt	11	5-10	205	OL/LB
54	Tyler Kost	10	5-10	185	OL/DL
55	Sam Kisor *	11	5-11	220	OL/DL
56	Clay Risch **	12	6-0	190	OL/DL Capt.
57	Josh Horton	12	6-0	200	OL/DL
58	Sam Hall **	12	6-6	240	OL/DL
59	Christopher Wolfe	12	5-9	255	OL/DL
60	Josh Chapin *	11	5-11	210	OL/DL
61	Blaise Zagoric	12	5-8	185	OL/DL
62	Lane Welker	10	6-2	275	OL/DL
65	Trevor Wyckoff *	11	6-1	285	OL/DL
66	Logan Vincent	11	6-2	245	OL/DL
68	Zach Abram	12	6-2	180	OL/DL
71	Hunter Mowery	10	6-2	195	OL/DL
72	Sheldon Frasure	12	6-2	230	OL/DL
73	Nick Anderson	11	6-0	200	OL/DL
74	Ryan Eshelman	10	5-11	220	OL/DL
75	Wyat Ellinger	12	6-0	170	OL/DL

Week Five VS Chillicothe

77	Brody Wood	12	6-4	195	OL/DL
80	Henry Pierce	10	6-1	170	TE/DL
82	Steven Lewis	12	5-7	140	OL/DL

* = Letters Earned

Capt = Full-time team captain

All-Time School Record: 568-384-37

Head Coach: Billy Burke (University of Akron, 4th Season, 26-28 overall)

Asst. Coaches: Jimmer Breining (LHS '89), Jim Huntsberger, Josh Sturgell (LHS '04), Greg Thrapp, Pat Walsh (LHS '89), Tim Woodgeard (LHS '95), Justin Pack (LHS '05)

2018 Varsity Schedule

Date	Opponent	Location	Time-Result
08/24	VS Tri-Valley	Logan	Loss, 07-48
08/31	AT Teays Valley	Teays Valley	Loss, 00-35
09/07	AT Meigs	Meigs	WIN, 45-35
09/14	AT Sheridan	Sheridan	Loss, 07-42
09/21	VS Chillicothe	Logan	7:00 PM
09/28	VS Athens	Logan	7:00 PM
10/05	AT Zanesville	Zanesville	7:00 PM
10/12	VS Garfield Heights	Logan	6:00 PM
10/19	VS Bishop Watterson	Logan	7:00 PM
10/26	AT Waverly	Waverly	7:00 PM

2018 Junior Varsity Schedule

Date	Opponent	Location	Time-Result
08/25	Tri-Valley	Tri-Valley	Loss, 32-34
09/01	Teays Valley	Logan	Loss, 12-34
09/08	Gallipolis	Logan	WIN, 32-26
09/13	Wellston	Logan	WIN, 28-14
09/15	Sheridan	Logan	Loss, 00-41
09/22	Chillicothe	Chillicothe	10:00 AM
09/29	Athens	Athens	10:00 AM
10/13	Bishop Watterson	Bishop Watterson	10:00 AM

2018 Freshman Schedule

Date	Opponent	Location	Time-Result
10/01	Licking Heights	Licking Hts	5:30 PM
10/06	Zanesville	Logan	10:00 AM
10/15	Licking Valley	Licking Valley	5:00PM
10/22	Trimble	Trimble	6:00 PM

2018 Chillicothe Cavaliers Varsity Roster

No.	Name	Class	HT	WT	Pos.
1	Tylin Scales	9	5-7	142	WR/DB
2	Adrian Beverly	12	5-11	142	QB/DB
3	J'Quan Harris	12	6-0	176	WR/RB/DB
4	Cameron Cook	12	6-2	165	WR/DB
5	Trevor Lee	10	5-9	160	QB/DB
6	Logan Snowden	10	5-11	142	WR/DB
7	Kamron Smith	10	5-8	146	QB/DB
8	Derek Lewis	12	5-10	165	WR/DB
9	Zach Coats	12	5-11	165	WR/DB
10	Jaiden Cain	9	5-10	145	QB/DB
11	Dijon Brooks	12	5-10	144	WR/DB
12	Joel Barnes	10	6-1	160	WR/DB
13	Tristan Wingo	9	5-9	145	WR/DB
14	Braeden Jones	10	5-8	145	WR/OLB
15	Madison Coey	10	5-5	138	WR/DB
16	Tyce Netter	11	5-10	155	RB/DB
17	Desmon Lewis	12	5-10	163	WR/DB
18	Christian Benson	11	6-2	183	QB/OLB
19	Jaden McNish	11	6-1	199	WR/OLB
20	McKellan Lee	11	5-10	160	RB/DB
21	Hayden Cutrigh	10	6-6	220	TE/OLB
22	Joey Wright	12	5-11	158	RB/WR/DB
23	Keyon Williams	10	5-8	142	WR/DB
24	Chris Postage	12	6-1	162	WR/LB
25	Cashius Coppel	9	5-7	126	WR/DB
26	Isaac Crawford	9	5-7	126	K
27	Xzavier Doss	9	5-9	128	WR/DB
29	Tanner Sever	10	5-9	166	WR/LB
30	Hunter Thomas	9	5-7	143	RB/LB
32	Brandon Williams	9	5-11	173	RB/DB
33	Connor Russell	10	6-2	167	WR/OLB
36	Cade Williams	11	5-7	168	WR/LB
40	Isaac McCory	9	5-8	169	WR/OLB
41	Gabe Corcoran	9	6-4	170	WR/OLB
50	Collin Lindsey	12	5-11	185	OL/DL
51	Bryce Valentine	12	5-10	230	OL/DL
52	Terry Speakman	9	5-7	144	OL/DL
53	Patrick Rourke	11	5-9	233	OL/LB
54	Bradley Rinehart	12	6-3	260	OL/DL
55	Nick Erslan	12	5-11	198	OL/LB
56	Casey Crawford	12	5-10	190	OL/LB
57	Gabriel Minney	10	5-7	155	OL/LB
58	Connor McCloy	11	5-10	296	OL/DL
59	Dalton Foraker	10	6-0	215	OL/DL
61	Caleb Workman	12	5-10	226	OL/DL
62	Drew Seymour	10	6-1	209	OL/DL
63	Brennan Mankin	9	6-0	168	OL/OLB
64	Dominic Nunziato	11	5-10	170	OL/LB
65	Ashton Ross	9	5-10	166	OL/DL
66	DeAndrew Haubeil	12	5-10	162	OL/LB
67	Jacob Workman	9	5-5	162	OL/DL
69	Jackson Bolen	9	5-6	160	OL/DL
70	Keyshawn Shepherd	9	5-7	196	OL/LB
78	Ray Byers	10	6-3	210	OL/DL

Week Five VS Chillicothe

80	Jacob Coffland	10	6-3	181	K
88	Courtland Duncan	11	6-3	175	WR/LB
90	Matt Detty	12	6-2	179	K

Head Coach: Ron Hinton (9th year at CHS, 53-36 at CHS; 42nd year overall, 337-126-3 overall record)

Asst. Coaches: n/a

2018 Varsity Football Schedule

Date	Opponent	Location	Time/Result
08/24	Teays Valley	HOME	WIN, 14-13
08/31	Mifflin	Away	WIN, 56-14
09/07	Watkins Memorial	HOME	WIN, 27-06
09/14	Bishop Hartley	Away	Loss, 10-49
09/21	Logan	Away	7:00 PM
09/28	Hillsboro *	Away	7:00 PM
10/05	Greenfield McClain *	Away	7:00 PM
10/12	Miami Trace *	HOME	7:00 PM
10/19	Washington Courthouse *	HOME	7:00 PM
10/26	Jackson *	HOME	7:00 PM

Logan Vs Chillicothe All-Time Series History (Since 1912)

Total Games: 15

First Game: 1990

Logan Wins: 7

Chillicothe Wins: 8

Total Score: Logan 362 (24 per game), Chillicothe 345 (23 per game)

Last Logan Win: 2012; 28-7 at Logan

Last Chillicothe Win: 2017; 43-21 at Chillicothe

Current Streak: Chillicothe won the last meeting

Year By Year Results:

Year	Location	Winning Team	Score
1990	Logan	Chillicothe	06-17
1991	Chillicothe	Logan	13-00
1993	Logan	Chillicothe	28-60
1994	Chillicothe	Chillicothe	21-40
2003	Logan	Logan	09-00
2004	Chillicothe	Chillicothe	28-29
2005	Logan	Logan	29-23
2006	Chillicothe	Chillicothe	21-31
2007	Logan	Logan	47-18
2008	Chillicothe	Logan	23-13
2009	Logan	Logan	51-14
2010	Logan	Chillicothe	18-21
2011	Chillicothe	Chillicothe	19-29
2012	Logan	Logan	28-07
2017	Chillicothe	Chillicothe	21-43
2018	Logan		

Game Notes:

- **Tonight's Match-up** Welcome back to Logan Chieftain Stadium for the sixteenth meeting between Chillicothe and Logan High Schools. The series has been incredibly tight since the team's first met in 1990; the Cavaliers hold an 8-7 lead in the win-loss column while Logan holds a slim 362-345 lead in the all-time score. Cavs' coach Ron Hinton is 3-1 against the Chieftains since taking over the Ross Countians in 2010.

Chillicothe won the inaugural Frontier Athletic Conference (FAC) championship last fall and qualified for the DII playoffs and are off to a solid 3-1 start this season with wins over Teays Valley (14-13), Mifflin (56-14), and Watkins Memorial (27-6) with their lone loss coming to perennial power Bishop Hartley (10-49).

Logan fell to Sheridan (7-42) last week, a week after winning their first game at Meigs (45-35) in come from behind fashion. Logan lost the first two weeks against Tri-Valley (7-48) and Teays Valley (0-35).

- **State rankings** Four Chieftain opponents made an appearance in the second statewide Associate Press poll released this week. Sheridan is 7th in the Division III poll, Waverly comes in at number 10 in the Division IV poll, and Tri-Valley is 12th in the Division II poll.

Six of Logan's ten opponents are currently in line for a playoff appearance based on the first official set of Harbin rating released by the OHSAA. Tri-Valley (8th in Region 7), Chillicothe (6th in Region 8), and Garfield Heights (4th in Region 5) are all fellow division two opponents while Sheridan (2nd in Region 11) and Athens (tied for 8th in Region 11) are in Division III. Waverly (2nd in Region 16) is in Division IV.

- **Who to watch: Logan** Running back Preston Yates, a 1,000+ yard rusher a season ago broke the century mark for the first time last week, gaining 128 yards on 20 carries. The senior joined his dad Chris as the only father/son duo to rush for over 1,000 yards in a season. On defense, Tyler Cummin had a break out game from his strong safety post recording eight tackles – four of those solo.
- **Who to watch: Chillicothe** While the Cavaliers may not have a single player as dominant as Brandon Maughmer, the Cavs senior quarterback from a year ago rushed for 244 yards and four touchdowns while throwing for 110 yards and another score against Logan, they don't lack dynamism or speed on either side of the football.

Senior J'Quan Harris will hardly leave the field for the blue and white. Lining up in the slot or at running back, Harris averages nearly 8 yards per rush with two touchdowns and has caught eight passes for 76 yards. Harris has returned two kick offs for touchdowns and will do the punting and kickoffs for CHS. Zach Coats has 182 yards and three touchdowns on only 11 receptions and also has two return touchdowns. The Cavs have blocked a pair of punts that resulted in safeties.

- **On this date** This will be the thirteenth Chieftain football game played on September 21. The purple and white are 7-5- on this date. Logan opened the 1928 and '34 seasons on 9/21. The last five LHS games played on September 21 have seen at least one team being shut out.

Sept. 21 Games:

1928: Logan 47, Crooksville 0
1934: Logan 12, Buchtel 9
1951: Logan 7, Marietta 14
1956: Logan 12, Bexley 28
1962: Logan 22, Middleport 0
1973: Logan 34, Maysville 7

1979: Logan 10, Nelsonville-York 9
1984: Logan 0, Ironton 42
1990: Logan 0, Ironton 35
2001: Logan 42, Warren 0
2007: Logan 40, Gallipolis 0
2012: Logan 0, Nelsonville-York 50

2018 Logan Football Two-Deep*Offense*

QB	7	Braeden Spatar	5-10	175lbs	JR
		<i>31-63 passing, 292 yards, 4 TDs, 5 INTs; 45 carries, 236 yards, 2TDs</i>			
	12	Tyler Cummin	5-10	180lbs	SR
		<i>35 carries, 92 yards, TD</i>			
A-Back	1	Preston Yates	5-8	180lbs	SR
		<i>68 carries, 278 yards, TD; 1 reception, 7 yards</i>			
	12	Tyler Cummin	5-10	180lbs	SR
		<i>35 carries, 92 yards, TD</i>			
B-Back	12	Tyler Cummin	5-10	180lbs	SR
		<i>35 carries, 92 yards, TD</i>			
	36	Trevor Horner	5-7	240lbs	JR
		<i>1 carry, 2 yards</i>			
H-Back	29	Conner Ruff	5-10	190lbs	JR
		<i>2 carries, (-2) yards; 2 receptions, 2 yards</i>			
	28	Colton Ruff	5-10	195lbs	JR
Receiver	11	Landon Little	6-0	155lbs	SR
		<i>10 receptions, 130 yards, 2TDs</i>			
	2	Jonny McClelland	5-10	150lbs	Soph
Receiver	9	Colten Castle	5-9	130lbs	JR
		<i>8 receptions, 48 yards, TD</i>			
	3	Garrett Mace	5-9	155lbs	JR
		<i>7 receptions, 82 yards, TD</i>			
TE	21	Jeromy Weaver	5-11	195lbs	SR
		<i>2 receptions, 15 yards</i>			
	28	Colton Ruff	5-10	195lbs	JR
RT	71	Hunter Mowery	6-2	195lbs	Soph
	66	Logan Vincent	6-2	245lbs	SR
RG	65	Trevor Wyckoff	6-1	285lbs	JR
	57	Josh Horton	6-0	200lbs	SR
C	56	Clay Risch	6-0	190lbs	SR
	54	Tyler Kost	5-10	185lbs	Soph
LG	55	Sam Kisor	5-11	220lbs	JR
	66	Logan Vincent	6-2	245lbs	SR
LT	58	Sam Hall	6-6	240lbs	SR
	71	Hunter Mowery	6-2	195lbs	Soph

2018 Logan Football Two-Deep

Defense

DE	58	Sam Hall	6-6	240lbs	SR	or...
		<i>9 total tackles; 1 for loss, 1 sack</i>				
	80	Henry Pierce	6-1	170lbs	Soph	
		<i>4 total tackles (1 solo)</i>				
DT	55	Sam Kisor	5-11	220lbs	JR	
		<i>2 total tackles (1 solo)</i>				
	57	Josh Horton	6-0	200lbs	SR	
NG	36	Trevor Horner	5-7	240lbs	JR	
		<i>15 total tackles (3 solo); 1 for loss, 2 sacks, 2 PBUs, 1 FR</i>				
	65	Trevor Wyckoff	6-1	285lbs	JR	
		<i>2 total tackles (1 solo)</i>				
DE	56	Clay Risch	6-0	190lbs	SR	or...
		<i>13 total tackles; 1 sack</i>				
	73	Nick Anderson	6-0	200lbs	JR	
		<i>3 total tackles (1 solo)</i>				
LB	28	Colton Ruff	5-10	195lbs	JR	
		<i>26 total tackles (6 solo)</i>				
	29	Conner Ruff	5-10	190lbs	JR	
		<i>16 total tackles (2 solo); 2 for loss, 1 CF; 1 FR</i>				
MLB	21	Jeromy Weaver	5-11	195lbs	SR	
		<i>23 total tackles (6 solo); 1 for loss, 1 PBU, 1 CF</i>				
	29	Conner Ruff	5-10	190lbs	JR	
		<i>16 total tackles (2 solo); 2 for loss, 1 CF; 1 FR</i>				
SAM	34	Jakob Black	5-8	155lbs	SR	
		<i>39 total tackles (5 solo); 1 PBU, 1CF, 2 FRs</i>				
	1	Preston Yates	5-8	180lbs	SR	
		<i>6 total tackles (3 solo); 1 INT</i>				
CB	11	Landon Little	6-0	155lbs	SR	or...
		<i>11 total tackles (4 solo); 2 PBUs</i>				
	22	Aaron Magdich	5-11	140lbs	SR	
		<i>25 total tackles (9 solo); 1 PBU, 1 FR</i>				
FS	22	Aaron Magdich	5-11	140lbs	SR	or...
		<i>25 total tackles (9 solo); 1 PBU, 1 FR</i>				
	11	Landon Little	6-0	155lbs	SR	
		<i>11 total tackles (4 solo); 2 PBUs</i>				
SS	12	Tyler Cummin	5-10	180lbs	SR	
		<i>28 total tackles (11 solo); 1 for loss</i>				
	22	Aaron Magdich	5-11	140lbs	SR	
		<i>25 total tackles (9 solo); 1 PBU, 1 FR</i>				
CB	3	Garrett Mace	5-9	155lbs	JR	or...
		<i>5 total tackles; 2 PBUs, 1 FR</i>				
	2	Jonny McClelland	5-10	150lbs	Soph	
		<i>8 total tackles (1 solo), 1 FR</i>				

2018 Logan Varsity Football Stats

TEAM STATS	LHS	OPP
First Downs	52	74
Plays from Scrimmage	1219	203
Rushing (Plays-Yards)	156-618	127-654
Passing Yards	292	758
Total Yards	910	1412
Passes (Comp-Att-Yards)	31-63-5	48-76-1
Fumbles (No.-Lost)	3-1	11-7
Penalties (No.-Yards)	32-248	23-142

LOG – 06 – 06 – 15 – 32 – 059
 OPP – 27 – 76 – 36 – 21 – 160

Rushing Leaders

Player	Attempts	Yards	TDs	Yards/Carry
Preston Yates	68	278	1	4.09
Braeden Spatar	45	236	2	5.24
Tyler Cummin	35	92	1	2.63
Caden McCarty	3	39	0	13.0
Trevor Horner	1	2	0	2.00
Conner Ruff	2	(-2)	0	-1.00
TEAM	2	(-27)	-	-

Passing Leaders

Player	Comp.	Attempts	Yards	TDs	INTs
Braeden Spatar	31	63	292	4	5

Receiving Leaders

Player	Rec.	Yards	TDs
Landon Little	10	130	2
Colten Castle	8	48	1
Garrett Mace	7	82	1
Jeromy Weaver	2	15	0
Conner Ruff	2	2	0
Caden McCarty	1	8	0
Preston Yates	1	7	0

Scoring Stats

Player	TDs	PAT	2P	FG	Total Points
Braeden Spatar	2	0	1	0	14
Preston Yates	2	0	0	0	12
Landon Little	2	0	0	0	12
Tyler Cummin	1	0	0	0	6
Garrett Mace	1	0	0	0	6
Colten Castle	1	0	0	0	6
Israel Bookman	0	3	0	0	3

2018 Chillicothe Cavaliers Football Stats

TEAM STATS	CHS	OPP
First Downs	57	48
Plays from Scrimmage	200	209
Rushing (Plays-Yards)	153-496	158-803
Passing Yards	325	271
Total Yards	821	1074
Passes (Comp-Att-Yards)	30-57-2	19-61-3
Fumbles (No.-Lost)	8-2	6-5
Penalties (No.-Yards)	24-160	39-295

CHI – 20 – 46 – 22 – 19 – 107
 OPP – 13 – 21 – 34 – 14 – 082

Rushing Leaders

Player	Attempts	Yards	TDs	Yards/Carry
Adrian Beverly	67	159	1	2.37
J'Quan Harris	15	117	2	7.80
Joey Wright	13	65	0	5.00
McKellan Lee	15	58	3	3.87
Tyce Netter	18	56	0	3.11
Joel Barnes	3	24	0	8.00
Jaiden Cain	4	8	0	2.00
Cade Williams	4	11	1	2.75
Christian Benson	3	6	0	2.00
Courtland Duncan	1	(-8)	0	-8.00

Passing Leaders

Player	Comp.	Attempts	Yards	TDs	INTs
Adrian Beverly	30	56	325	3	2
J'Quan Harris	0	1	0	0	0

Receiving Leaders

Player	Rec.	Yards	TDs
Zach Coats	11	182	3
J'Quan Harris	8	76	0
Courtland Duncan	8	51	0
Chris Portage	1	9	0
Desmon Lewis	1	10	0
Joey Wright	1	(-3)	0

Scoring Stats

Player	TDs	PAT	2P	FG	Total Points
Zach Coats	5	0	0	0	30
J'Quan Harris	4	0	0	0	24
McKellan Lee	3	0	0	0	18
Matt Detty	0	5	0	1	8
Adrian Beverly	1	0	0	0	6
Cade Williams	1	0	0	0	6
Chris Portage	1	0	0	0	6
Defense (Safety)	0	0	2	0	4
Jacob Coffland	0	3	0	0	3
Christian Benson	0	0	1	0	2



Logan Football Individual and Team Records



Individual Records

Passing

Most Attempts, Game

Lane Little, 40, vs Lancaster, 2014

Most Attempts, Season

Patrick Angle, 302, 2009

Most Attempts, Career

Patrick Angle, 596, 2007-2009

Most Completions, Game

Patrick Angle, 27 vs Pick. North, 2009

Most Completions, Season

Patrick Angle, 193, 2009

Most Completions, Career

Patrick Angle, 377, 2007-2009

Most Passing Yards, Game

Patrick Angle, 324 at Pick. North, 2008

Most Passing Yards, Season

Patrick Angle, 2546, 2009

Most Passing Yards, Career

Patrick Angle, 5,112, 2007-2009

Most Passing TDs, Game

Lane Little, 5, vs Cambridge, 2015

Most Passing TDs, Season

Lane Little, 5, at Gallipolis, 2015

Most Passing TDs, Career

Lane Little, 30, 2015

Patrick Angle, 51, 2007-2009

Best Completion %, Game (Atleast 10 att)

Patrick Angle, 1.00 (15-15), at Hamilton Twp, 2009

Best Completion %, Season (Atleast 100 att)

Patrick Angle, .639, 2009

Best Completion %, Career (Atleast 200 att)

Patrick Angle, .632, 2009

Fewest INTs, Season (atleast 70 att)

Nick Kost, 0 INTs, 2013

Fewest INTs, Career (atleast 300 att)

Lane Little, 8, 2015

Consecutive passes w/o an interception

Patrick Angle, 129 passes, 2009

Most Consecutive Completed Passes, Season

Patrick Angle, 17, vs Hamilton Twp (15) &

Gallia Academy (2), 2009

Most Consecutive Completed Passes, Game

Patrick Angle, 15, vs Pickerington North, 2009

Patrick Angle, 15, at Hamilton Township, 2009

Chad Zimmerman, 96 yards v. Warren, 1994

Longest Completion (for Touchdown)

Rushing

Most Rushing Yards, Game

Austin Rohr, 398 vs Marietta, 2003

Most Rushing Yards, Season

Derek Harden, 1670, 2000

Most Rushing Yards, Career

Kelly Wolfe, 3837, 1983-1986

Most Rushing Attempts, Game

Justin Frye, 42 vs Marietta, 2006

Most Rushing Attempts, Season

Derek Harden, 280, 2000

Most Rushing Attempts, Career

Kelly Wolfe, 638, 1983-1986

Most Rushing TDs, Game

Derek Harden, 6 vs Athens, 2001

Most Rushing TDs, Season

Isaac Schmeltzer, 6 vs Warren, 2013

Most Rushing TDs, Career

Derek Harden, 28, 2000

Derek Harden, 50, 1999-2001

Yards per carry, Game

John Cosgrove, 21.25 vs New Lex., 1994

Yards per carry, Season

John Cosgrove, 9.58, 1994

Yards per carry, Career

Bryce McBride, 8.43, 2013-2015

Most 100 yard games, Season

Wayne Bateman, 9, 1999

Derek Harden, 9, 2000

Most 200 yard games, Season

Justin Frye, 5, 2006

Most 200 yard games, Career

Austin Rohr, 6, 2001-2003

Justin Frye, 6, 2006-2007

LoganFootball.com Media Guide/Game Notes 16
Week Five VS Chillicothe

Longest Run From Scrimmage (for TD)

Larry Bainter, 99 yards vs Middleport, 1960
Bryce McBride, 99 yards vs Portsmouth, 2013

Receiving

Most Receptions, Game

Zach McDaniel, 14, vs Pickerington North, 2008

Most Receptions, Season

Mason Mays, 60, 2009

Most Receptions, Career

Mason Mays, 121, 2007- 2009

Most Receiving Yards, Game

DJ Conrad, 260 vs Miami Trace, 1985

Most Receiving Yards, Season

Isaiah Smith, 1,044, 2015

Most Receiving Yards, Career

Mason Mays, 1,779, 2007-2009

Most TD Receptions, Game

Eric Cox, 4 vs River Valley, 1994

Most TD Receptions, Season

Isaiah Smith, 18, 2015

Most TD Receptions, Career

Isaiah Smith, 28, 2013-2015

Longest Reception (for TD)

Eric Cox, 96 yards vs Warren, 1994

Scoring

Most Points, Game

Isaac Schmeltzer, 42 points, vs Warren 2013

Most Points, Season

Derek Harden, 176, 2000

Most Points, Career

Derek Harden, 308, 1999-2001

Most TDs, Game

Isaac Schmeltzer, 7, vs Warren 2013

Most TDs, Season

John Cosgrove, 29, 1994

Most TDs, Career

Derek Harden, 29, 2000

Derek Harden, 51, 1999-2001

Kicking Points, Game

Jordan Jackson, 10 vs Marietta, 1993

Kicking Points, Season

Matt Shaw, 10 at Warren, 1999

Adam Puhl, 68, 2000

Kicking Points, Career

Derek Montgomery, 68, 2009

Matt Shaw, 123, 1997-1999

Kicking

Most PATs, Game

Adam Puhl, 9 vs Jackson, 2000

Most PATs, Season

Adam Puhl, 65, 2000

Most PATs, Career

Adam Puhl, 104, 2000-2001

Most FGs, Game

Eleven Times at 2, Most recent was Derek Montgomery vs Warren, 2010 and Zanesville 2009

Most FGs, Season

Josh Jackson, 11, 1991

Most FGs, Career

Derek Montgomery, 16, 2009-2010

Longest FG Made

Josh Jackson, 47 yds vs Zanesville, 1991

Longest Punt

Johnny Conrad, 63 yds vs Pt. Pleasant, 2000

Joe Karshner, 70 yds at Jackson, 1938

Interceptions

Most INTs, Game

Mutiple Tied at 3, most recent Lucas Wright vs. Portsmouth 2007

Most INTs, Season

Greg Poston, 11, 1967

Most INTs, Career

Chad Zimmerman, 11, 1993

Longest INT Return

Lucas Wright, 17, 2005-2007

Evan DeLong, 101 yards, vs Loudonville 2013

Kick Returns

Longest Kick-Off Return (for TD)

Bill Shaw, 95 yards, vs Glouster 1939

Alex Clutter, 95 yds, at Watkins Mem., 1995

Longest Punt Return (for TD)

Isaac Schmeltzer, 95 yds, vs Teays Valley, 2013

Nick Maniskas, 87 yards vs Jackson, 1987

LoganFootball.com Media Guide/Game Notes 17
Week Five VS Chillicothe

Miscellaneous

Most Consecutive Games Played

Robbie Johnson, 37 games, 1960-1963

Bob Stewart, 37 games, 1960-1963

Longest fumble return (for TD)

Dean Jordan, 89 yards, vs Lancaster, 2014

Team Records

Passing

Most Attempts, Game

42, vs Lancaster, 2014

Most Attempts, Season

336, 2009

Most Passing Yards, Game

390, at Gallia Academy, 2009

Most Passing Yards, Season

2832, 2009

Most Completions, Game

28 vs Pickerington North, 2009

Most Completions, Season

209, 2009

Most Passing TDs, Game

5, 3X, most recent at Gallipolis, 2015

Most Passing TDs, Season

28, 2009

Rushing

Most Rushing Attempts, Game

74, vs New Lexington, 1980

Most Rushing Attempts, Season

553, 2000

Most Rushing Yards, Game

562, vs Portsmouth, 2013

Most Rushing Yards, Season

3050, 2000

Most Rushing TDs, Game

9, at Warren, 2006

Most Rushing TDs, Season

49, 2000

Total Yardage

Most Total Yardage, Game

649, at Athens, 2015

Most Total Yardage, Season

4974, 2000

Scoring

Most Points, Quarter

42 vs Marietta, 2007

Most Points, Game

81 vs New Lexington, 1920

Most Points, Season

519, 2000

Least Points, Season

21, 1929

Most Points Allowed, Game

62 vs Columbus West, 1930

Most Points Allowed, Season

337, 2017

Least Points Allowed, Season

12, 1933

Victories

Most Wins, Season

12

Most Consecutive Wins

18, 1963-1965

Most Consecutive Wins, Reg. Season

29, 1999-2001

29, 2007-2009

Most Consecutive SEOAL Wins

34, 2004-2009

Largest Winning Margin

81 vs New Lexington, 1920

Largest Win via Shut-Out

81-0 vs New Lexington, 1920

Defeats

Most Losses, Season

9, 2011

Most Consecutive Losses

9, 1953-1954

Largest Losing Margin

58, vs Dublin Jerome (58-0), 2016

Largest Loss via Shut-Out

58-0 vs Dublin Jerome, 2016

First Downs

Most 1st Downs, Game

27, vs Athens, 1986

27, at Athens, 2015

Most 1st Downs, Season

262, 2000

Logan Football Starting Line-Up (09/21/2018 VS Chillicothe)*Offense*

QB	7	Braeden Spatar	5-10	175lbs	JR
RB	1	Preston Yates	5-8	180lbs	SR
RB	12	Tyler Cummin	5-10	180lbs	SR
R	11	Landon Little	6-0	155lbs	SR
R	9	Colten Castle	5-9	130lbs	JR
TE	28	Colton Ruff	5-10	195lbs	JR
RT	71	Hunter Mowery	6-2	195lbs	Soph
RG	65	Trevor Wyckoff	6-1	285lbs	JR
C	56	Clay Risch	6-0	190lbs	SR
LG	55	Sam Kisor	5-11	220lbs	JR
LT	58	Sam Hall	6-6	240lbs	SR

Other Offensive Players:

R	2	Jonny McClelland	5-10	150lbs	Soph
R	3	Garrett Mace	5-9	155lbs	JR
TE	21	Jeromy Weaver	5-11	195lbs	SR
TE/RB	29	Connor Ruff	5-10	190lbs	JR
OL	57	Josh Horton	6-0	200lbs	SR
OL	66	Logan Vincent	6-2	245lbs	SR

Defense

DE	58	Sam Hall	6-6	240lbs	SR	or...
DE	80	Henry Pierce	6-1	170lbs	Soph	
DT	55	Sam Kisor	5-11	220lbs	JR	
NG	36	Trevor Horner	5-7	240lbs	JR	
DE	56	Clay Risch	6-0	190lbs	SR	or...
DE	73	Nick Anderson	6-0	200lbs	JR	
LB	28	Colton Ruff	5-10	195lbs	JR	
LB	21	Jeromy Weaver	5-11	195lbs	SR	
LB	29	Conner Ruff	5-10	190lbs	JR	
SAM	34	Jakob Black	5-8	155lbs	SR	
CB	3	Garrett Mace	5-9	155lbs	JR	or...
CB	2	Jonny McClelland	5-10	150lbs	Soph	
SS	12	Tyler Cummin	5-10	180lbs	SR	
FS/CB	22	Aaron Magdich	5-11	140lbs	SR	
CB/FS	11	Landon Little	6-0	155lbs	SR	

Other Defensive Players:

LB	1	Preston Yates	5-8	180lbs	SR
DB	9	Colten Castle	5-9	130lbs	JR
LB	29	Conner Ruff	5-10	190lbs	JR
DL	65	Trevor Wyckoff	6-1	285lbs	JR
DL	71	Hunter Mowery	6-2	195lbs	Soph

Specialists:

PK	5	Israel Bookman	5-10	130lbs	JR
HO	9	Colten Castle	5-9	130lbs	JR
LS	77	Brody Wood	6-4	195lbs	SR
P	4	Kyle Arnett	5-11	160lbs	SR
KR/PR	11	Landon Little	6-0	155lbs	SR
KR	1	Preston Yates	5-8	180lbs	SR

Chillicothe Football Starting Line-Up (09/21/2018 AT Logan)*Offense*

QB	2	Adrian Beverly	5-11	142lbs	SR	
RB	22	Joey Wright	5-11	158lbs	SR	
H-B	3	J'Quan Harris	6-0	176lbs	SR	
R	9	Zach Coats	5-11	165lbs	SR	
R	24	Chris Postage	6-1	165lbs	SR	
TE/R	88	Courtland Duncan	6-3	175lbs	JR	
RT	56	Casey Crawford	5-10	190lbs	SR	
RG	54	Bradley Rinehart	6-3	260lbs	SR	
C	61	Caleb Workman	5-10	226lbs	SR	
LG	51	Bryce Valentine	5-10	230lbs	SR	
LT	55	Nick Erslan	5-11	198lbs	SR	or...
LT	78	Ray Byers	6-3	210lbs	Soph	

Other Offensive Players:

R	8	Derek Lewis	5-11	165lbs	SR
RB	16	Tyce Netter	5-10	155lbs	JR
R	17	Desmon Lewis	5-10	163lbs	SR
RB	20	McKellan Lee	5-10	160lbs	JR

Defense

DE	18	Christian Benson	6-2	183lbs	JR	
DT	66	DeAndre Haubeil	5-10	162lbs	SR	
DT	53	Patrick Rourke	5-9	233lbs	JR	
DE	50	Collin Lindsey	5-11	185lbs	SR	
LB	24	Chris Portage	6-1	162lbs	SR	
LB	55	Nick Erslan	5-11	198lbs	SR	
OLB	88	Courtland Duncan	6-3	175lbs	JR	
CB	9	Zach Coats	5-11	163lbs	SR	
FS	3	J'Quan Harris	6-0	176lbs	SR	
SS	20	McKellan Lee	5-10	160lbs	JR	
CB	22	Joey Wright	5-11	158lbs	SR	or...
CB	16	Tyce Netter	5-10	155lbs	JR	

Other Defensive Players:

DE	19	Jaden McNish	6-1	199lbs	JR
DE	56	Casey Crawford	5-10	190lbs	SR

Specialists:

PK	90	Matt Detty	6-2	179lbs	SR
HO	2	Adrian Beverly	5-11	142lbs	SR
LS	62	Drew Seymour	6-1	209lbs	Soph
KO	3	J'Quan Harris	6-0	176lbs	SR
P	3	J'Quan Harris	6-0	176lbs	SR
PR/KR	3	J'Quan Harris	6-0	176lbs	SR
KR	9	Zach Coats	5-11	163lbs	SR
KR	22	Joey Wright	5-11	158lbs	SR