



Logan Chieftains 0-0

VS



Tri-Valley Scotties 0-0 (0-0)

Friday August 24, 2017
Logan Chieftain Stadium – Logan, OH

Table of Contents

Pg. 2	Logan Chieftain Stadium Records
Pg. 3	“The Last Time...”
Pgs. 4-5	LHS Varsity Schedule and Match-up Facts
Pgs. 6-7	Logan Varsity Roster, Coaches, Facts, Varsity/JV/Frosh Schedules
Pgs. 8-9	Tri-Valley Varsity Roster, Coaches, Varsity Schedule
Pg. 9	Series History
Pg. 10	Game Notes
Pgs. 11-12	Logan two-deep
Pg. 13	Logan Stats
Pgs. 14-16	Logan HS individual & team records
Pg. 17	Logan projected starting line-up
Pg. 18	Tri-Valley projected starting line-up

Div. II, Reg. 7 Standings

1. Walnut Ridge	1-0	6.000
2. Dover	1-0	5.500
3. Ashland	0-0	0.000
3. Barberton	0-0	0.000
3. Canal Winchester	0-0	0.000
3. Green	0-0	0.000
3. Medina Highland	0-0	0.000
3. North Canton Hoover	0-0	0.000
3. Uniontown Lake	0-0	0.000
3. Licking Heights	0-0	0.000
...		
3. Logan	0-0	0.000

Chieftain Opponents:

Teays Valley AT Chillicothe
 Meigs AT Gallipolis
 Sheridan AT Licking Valley
 Athens VS Warren
 Zanesville AT Newark
 Garfield Hts AT Lakewood
 Bishop Watterson VS Dublin Jerome
 Waverly AT Piketon

Logan Chieftain Stadium Records

Chieftains' Overall Record at "The Chief" – 28-24

Individual Records

Rushing

Most Rushing Yards
Most Rushing Attempts
Most Rushing TDs

275, Isaac Schmeltzer vs Warren, 2013
 35, Daniel Bangura (Harvest Prep) vs Waterford, 2016
 6, Jaylon Brown (St. Clairsville) vs Piketon, 2012
 6, Isaac Schmeltzer vs Warren, 2013
 99, Bryce McBride vs Portsmouth, 2013

Longest Run from Scrimmage:

Passing

Most Passing Yards
Most Completions
Most Attempts
Most Passing TDs

469, Grant Russell (Newark), 2013
 27, Patrick Angle, vs Pickerington North, 2009
 43, Joe Burrow (Athens), vs Marion-Franklin, 2013
 5, Joe Burrow (Athens), vs St. Francis DeSales, 2014
 5, Lane Little, vs Cambridge, 2015
 92, Kelly Long to Sean Wotring, vs Jackson, 2011

Longest Completion

Receiving

Most Receptions

Most Receiving Yards
Most Touchdown Receptions

14, Zach McDaniel, vs Pickerington North, 2009
 14, Darius Shackleford (Newark), 2013
 269, Darius Shackleford (Newark), 2013
 3, Darius Shackleford (Newark), 2013
 3, Chance Cox, vs Lancaster, 2014
 3, Isaiah Smith, vs Warren, 2015
 92, Kelly Long to Sean Wotring, vs Jackson, 2011

Longest Reception

Special Teams

Longest Kick-off return for TD
Longest Punt return for TD
Longest Field Goal

97, Johnnie Charles (Portsmouth), 2013
 76 yards, Chris McNally (St. Francis DeSales), 2016
 52 yards, Domic DiMaccio (DeSales), 2016

Defensive

Most Interceptions

2, Mason Jordan (Portsmouth) vs Logan, 2011
 2, Casey Phillips vs Portsmouth 2013
 101, Evan DeLong, vs Loudonville, 2013

Longest Interception Return for TD

Miscellaneous

Longest Play from Scrimmage
Longest fumble return for touchdown
Most Total Touchdowns

99, Bryce McBride run vs Portsmouth 2013
 89, Dean Jordan, vs Lancaster, 2014
 7, Isaac Schmeltzer vs Warren, 2013

Team Records

Most Rushing Yards
Most Passing Yards
Most Total Yards
Most Combined Rushing Yards
Most Combined Passing Yards
Most Combined Total Yards

562, Logan vs Portsmouth, 2013
 469, Newark vs Logan, 2013
 589, Logan vs Portsmouth, 2013
 715, Logan vs Portsmouth, 2013
 617, Logan vs Cambridge, 2015
 974, Logan vs Portsmouth, 2013

Scoring

Most Points in a Game
Most Points (Combined)
Most Points in a Quarter (1 team)

59, St Clairsville 59, Piketon 27, 2012
 107, Athens 55, Tri-Valley 52 (OT), 2013
 30, Logan 30, Chillicothe 7, 2009
 30, Dublin Jerome 30, Logan 0 - 2016
 37, Logan 30, Chillicothe 7, 2009

Most Points in a Quarter (combined)

Logan Wins

First Win
Largest Winning Margin
Largest Winning Margin (via Shut-Out)
Consecutive Wins

Aug. 22, 2008 vs Lancaster (35-10)
 45, vs Marietta 48-3; 2009
 42, vs Warren 42-0; 2008
 12 (Aug, 22, 2008-Aug. 27, 2010)

Logan Losses

First Loss
Largest Losing Margin
Largest Losing Margin (via Shut-Out)
Consecutive Losses

Aug. 27, 2010 vs Lancaster (37-24)
 58, vs Dublin Jerome (58-0), 2016
 58, vs Dublin Jerome (58-0), 2016
 10, 2010-2011






Logan Football
“The last time”

Last kick-off return for TD:	2015, Jenson Wallace, 89-yards, at Nelsonville-York
Last opponent kick-off return for TD:	2017, JJ Harris, 64-yards, at Chillicothe
Last punt return for TD:	2015, Brady Walsh, 58-yards, at Gallipolis
Last opponent punt return for TD:	2017, Blaze Bean, 39-yards, vs Teays Valley
Last interception return for TD:	2017, Sam Hall, 36-yards, vs Warren
Last opponent interception return for TD:	2017, Luken Hill, 80-yards, vs Sheridan
Last fumble return for TD:	2017, Conner Ruff, 0-yards, vs Meigs
Last opponent fumble return for TD:	2012, Jacob Blake, 40-yards, vs Nelsonville-York
Last blocked punt return for TD:	2014, Josh Rardain, 0-yards, at Meigs
Last opponent blocked punt return for TD:	2014, Kolton Edmondson, 15-yards, at Loudonville
Last time Logan kicked a field goal:	2017, Israel Bookman, 23-yards, vs Warren
Last time an opponent kicked a field goal:	2017, Cole Casto, 42-yards, vs Sheridan
Last time Logan recorded a safety:	2010, bad snap kicked out of endzone by QB, at Warren
Last time an opponent recorded a safety:	2017, punter tackled in endzone, at Chillicothe
Last 200+ yard rushing game:	2017, Preston Yares, 241 yards, at Hamilton Ross
Last opponent 200+ yard rushing game:	2017, Dylan Caldwell, 202 yards, at Hamilton Ross
Last time 2 players rushed for 100+ yards:	2014, Bryce McBride (227) and Dean Jordan (109), at Meigs
Last time opp. had 2 players rush for 100+ yards:	2014, Jerry King (163), Ryan Fitchpatrick (120), and Harrison Taylor (110), vs Lancaster
Last player to rush for 3 or more TDs:	2017, Preston Yates (3), at Hamilton Ross
Last opposing player to rush for 3 or more TDs:	2017, Brandon Maughmer (4), at Chillicothe
Last 250+ yard passing game:	2015, Lane Little (259), at Gallipolis
Last opponent 250+ yard passing game:	2017, Kyron Rogers (259), vs Dublin Scioto
Last player to throw for 3+ touchdowns:	2016, Brady Walsh (3), vs Athens
Last opposing player to throw for 3+ touchdowns:	2017, Kyron Rogers (3), vs Dublin Scioto
Last time Logan scored 50+ points:	Aug. 28, 2015 – at Athens, 61-49 win
Last time an opponent scored 50+ points:	Oct. 14, 2016 – vs St. Francis DeSales 7-54 loss
Last time Logan recorded a shut-out:	Oct. 21, 2016 – vs Hamilton Ross, 23-0 win
Last time an opponent recorded a shut-out:	Sept. 23, 2016 – vs Nelsonville-York, 35-0



2018 Logan Chieftains Varsity Football Schedule

 VS Tri-Valley	<p>Aug. 24, 2018 7:00 PM AT Logan Chieftain Stadium Logan, OH</p>	 VS Tri-Valley
<p>2nd Meeting ----- Last Meeting: 2007 (26-31 loss) ----- Tri-Valley leads 1-0 ----- TV won the last meeting</p>		
 AT Teays Valley Vikings	<p>Aug. 31, 2018 7:00 PM AT Viking Stadium Ashville, OH</p>	 AT Teays Valley Vikings
<p>6th Meeting ----- Last Meeting: 2017 (7-35 loss)----- Teays Valley leads 4-1 ----- TV has won two straight</p>		
 AT Meigs Marauders	<p>Sept. 7, 2018 7:30 PM AT Farmers Bank Stadium Rock Springs, OH</p>	 AT Meigs Marauders
<p>18th Meeting ----- Last Meeting: 2016 (19-25 loss) ----- Logan leads 9-7-1 ----- Meigs won last season</p>		
 AT Sheridan Generals	<p>Sept. 14, 2018 7:00 PM AT Paul Culver Jr Stadium Thornville, OH</p>	 AT Sheridan Generals
<p>2nd Meeting ----- Last Meeting: 2017 (7-44 loss) ----- Sheridan leads 1-0 ----- Sheridan won last season</p>		
 VS Chillicothe Cavaliers	<p>Sept. 21, 2018 7:00 PM AT Logan Chieftain Stadium Logan, OH</p>	 VS Chillicothe Cavaliers
<p>16th Meeting ----- Last Meeting: 2017 (21-43 loss) ----- Chillicothe leads 8-7 ----- Chillicothe won last season</p>		

 VS Athens Bulldogs	Sept. 28, 2017 7:00 PM AT Logan Chieftain Stadium Logan, OH	 VS Athens Bulldogs
92nd Meeting ----- Last Meeting: 2017 (3-21 loss) ----- Logan leads 51-35-5 ----- Athens won last season		
 AT Zanesville Blue Devils	Oct. 5, 2017 7:00 PM AT Sulsberger Memorial Stadium Zanesville, OH	 AT Zanesville Blue Devils
23rd Meeting ----- Last Meeting: 2014 (14-24 loss) ----- Zanesville leads 12-10 ----- Zanesville won the last meeting		
 VS Garfield Heights	Oct. 12 2017 6:00 PM AT Logan Chieftain Stadium Logan, OH	 VS Garfield Heights
1st Meeting ----- Last Meeting: none. ----- Tied 0-0 ----- First ever meeting		
 VS Bishop Watterson	Oct. 19, 2017 7:00 PM AT Logan Chieftain Stadium Logan, OH	 VS Bishop Watterson
1st Meeting ----- Last Meeting: none. ----- Tied 0-0 ----- First ever meeting		
 AT Waverly Tigers	Oct. 26, 2017 7:00 PM AT Raidiger Field Waverly, OH	 AT Waverly Tigers
13th Meeting ----- Last Meeting: 1982 (10-7 win) ----- Logan leads 11-1 ----- Logan won the last meeting		



2018 Logan Chieftains Varsity Football Roster



No.	Name	Class	Height	Weight	Position
1	Preston Yates **	12	5-8	180	RB/LB
2	Johnny McClelland	10	5-10	150	WR/DB
3	Garrett Mace *	11	5-9	155	WR/DB
4	Kyle Arnett *	12	5-11	160	WR/DB
5	Israel Bookman *	11	5-10	130	PK
6	Seven Fick	10	5-10	170	RB/LB
7	Braeden Spatar *	11	5-10	175	QB/DB
8	Nick Hazelwood	10	5-11	150	WR/DB
9	Colten Castle	11	5-9	130	WR/DB
10	Trevor Wolfe *	12	6-6	165	TE/DB
11	Landon Little **	12	6-0	155	WR/DB
12	Tyler Cummin **	12	5-10	180	RB/DB Capt.
13	Brandon Heft	10	6-2	150	WR/DB
16	Ian Frasure	10	5-8	140	QB/DB
20	Caden McCarty	10	5-10	160	RB/LB
21	Jeromy Weaver **	12	5-11	195	TE/LB Capt.
22	Aaron Magdich *	12	5-11	140	WR/DB
24	Donovan LeCroy	12	5-11	160	WR/DB
28	Colton Ruff **	11	5-10	195	RB/LB
29	Conner Ruff **	11	5-10	190	RB/LB
31	Tyler Eshelman	11	5-9	155	RB/LB
32	Cody Carrell	10	5-8	150	RB/LB
34	Jakob Black *	12	5-8	155	WR/DB
36	Trevor Horner *	11	5-7	240	RB/DL
50	Quinn Walsh	10	5-9	195	OL/LB
51	Jace Justice	12	5-8	215	OL/DL
52	Jacob DeWitt	11	5-10	205	OL/LB
54	Tyler Kost	10	5-10	185	OL/DL
55	Sam Kisor *	11	5-11	220	OL/DL
56	Clay Risch **	12	6-0	190	OL/DL Capt.
57	Josh Horton	12	6-0	200	OL/DL
58	Sam Hall **	12	6-6	240	OL/DL
59	Christopher Wolfe	12	5-9	255	OL/DL
60	Josh Chapin *	11	5-11	210	OL/DL
61	Blaise Zagoric	12	5-8	185	OL/DL
62	Lane Welker	10	6-2	275	OL/DL
65	Trevor Wyckoff *	11	6-1	285	OL/DL
66	Logan Vincent	11	6-2	245	OL/DL
68	Zach Abram	12	6-2	180	OL/DL
71	Hunter Mowery	10	6-2	195	OL/DL
72	Sheldon Frasure	12	6-2	230	OL/DL
73	Steven Lewis	12	5-7	140	OL/DL
74	Ryan Eshelman	10	5-11	220	OL/DL
75	Wyat Ellinger	12	6-0	170	OL/DL

77	Brody Wood	12	6-4	195	OL/DL
80	Henry Pierce	10	6-1	170	TE/DL
82	Nick Anderson	11	6-0	200	TE/DL

* = Letters Earned

Capt = Full-time team captain

All-Time School Record: 567-381-37

Head Coach: Billy Burke (University of Akron, 4th Season, 25-25 overall)

Asst. Coaches: Jimmer Breining (LHS '89), Jim Huntsberger, Josh Sturgell (LHS '04), Greg Thrapp, Pat Walsh (LHS '89), Tim Woodgeard (LHS '95), Justin Pack (LHS '05)

2017 Varsity Schedule

Date	Opponent	Location	Time-Result
08/24	VS Tri-Valley	Logan	7:00 PM
08/31	AT Teays Valley	Teays Valley	7:00 PM
09/07	AT Meigs	Meigs	7:30 PM
09/14	AT Sheridan	Sheridan	7:00 PM
09/21	VS Chillicothe	Logan	7:00 PM
09/28	VS Athens	Logan	7:00 PM
10/05	AT Zanesville	Zanesville	7:00 PM
10/12	VS Garfield Heights	Logan	6:00 PM
10/19	VS Bishop Watterson	Logan	7:00 PM
10/26	AT Waverly	Waverly	7:00 PM

2018 Junior Varsity Schedule

Date	Opponent	Location	Time-Result
08/25	Tri-Valley	Tri-Valley	10:00 AM
09/01	Teays Valley	Logan	Noon
09/08	Meigs	Logan	Noon
09/15	Sheridan	Logan	Noon
09/22	Chillicothe	Chillicothe	10:00 AM
09/29	Athens	Athens	10:00 AM
10/06	Zanesville	Logan	Noon
10/13	Bishop Watterson	Bishop Watterson	10:00 AM

2018 Freshman Schedule

Date	Opponent	Location	Time-Result
08/25	Tri-Valley	Tri-Valley	Cancelled
09/01	Teays Valley	Logan	10:00 AM
09/08	Meigs	Logan	10:00 AM
09/15	Sheridan	Logan	10:00 AM
09/22	Chillicothe	Chillicothe	Noon
10/01	Licking Heights	Licking Hts	5:30 PM
10/06	Zanesville	Logan	10:00 AM
10/15	Licking Valley	Licking Valley	5:00PM
10/22	Trimble	Trimble	6:00 PM

2018 Tri-Valley Scotties Varsity Roster

No.	Name	Class	HT	WT	Pos.
2	Blayze Taylor	12	6-0	175	WR/DB
3	Cade Sterling	12	6-0	165	WR/DB
4	Carson Simpkins	12	5-11	170	WR/DB
5	Kyle Judd	12	5-6	155	WR/DB
6	Luke Fargus	12	6-1	210	QB/DL
7	Tyler Kinney	12	6-0	205	WR/LB
8	Hayden Mealey	12	6-0	170	RB/LB
9	Sam Slaboden	12	5-10	180	WR/LB
10	Trevor Nelbarger	11	5-11	170	WR/LB
11	Ben Reiss	11	5-11	160	WR/DB
12	Graham Cameron	12	5-10	165	WR/DB
13	Karter Jones	10	5-9	150	WR/DB
14	Keaton Williams	11	6-3	175	WR/DB
16	Trey Cannon	11	5-9	145	WR/DB
17	Ethan Jenkins	10	5-10	160	WR/LB
18	Cy Burkhart	12	5-10	195	WR/LB
19	Aidan Fritter	10	5-11	180	QB/DB
20	Hudson Brown	12	5-11	175	RB/DB
21	Blake Kendrick	12	6-0	210	RB/LB
22	Blake Sands	10	5-10	165	RB/LB
23	Rob Wachter	11	5-10	155	WR/DB
24	Chase Kendrick	12	6-0	210	RB/LB
27	Dalton Hazen	10	5-7	150	WR/DB
28	Dylan Richardson	11	5-8	145	WR/DB
30	Kaiden Carpenter	10	6-0	150	WR/DB
31	Zach Baker	10	5-6	190	RB/LB
32	DJ Cross	11	6-0	175	WR/DB
33	Jordan Pantaleo	10	5-10	165	RB/DB
36	Trevor Yoder	10	5-11	145	WR/LB
41	Will Kline	12	5-9	165	WR/DB
42	Donnie Levingston	10	5-11	150	WR/DB
44	Drew Richert	11	5-11	180	WR/LB
45	Bradley Morris	10	5-8	163	WR/DB
46	Kaden Bay	11	5-10	168	K
50	Xander Sims	10	5-11	200	OL/DL
52	Tom Reiss	12	6-0	180	OL/DL
53	Caden King	10	6-1	260	OL/DL
54	Garrett Hale	10	5-11	245	OL/DL
55	Jesus Baker	10	5-9	224	OL/DL
57	Kaden Lawler	12	6-0	200	OL/LB
62	Garrette Miller	12	5-11	295	OL/DL
63	Seth Schneider	10	5-7	258	OL/DL
65	Ben Williams	10	6-1	240	OL/DL
70	Andy Hill	10	5-8	195	OL/DL
71	Garrett French	12	6-1	240	OL/DL
72	Seth Tyson	11	6-1	205	OL/DL
75	AJ Collins	11	6-0	196	OL/DL
76	Gyle Gradshaw	11	6-0	195	OL/DL
77	Ethan Norris	11	6-0	239	OL/DL

79	Jake Priest	11	6-0	180	OL/DL
88	Cullen van Rooyen	10	5-5	121	WR/DB

Head Coach: Kevin Fell (39th season; 273-134 overall record, 7th school)

Asst. Coaches:

2018 Varsity Football Schedule

Date	Opponent	Location	Time/Result
08/24	Logan	Logan	7:00 PM
08/31	Morgan *	Tri-Valley	7:00 PM
09/07	Zanesville	Tri-Valley	7:00 PM
09/14	Crooksville *	Crooksville	7:00 PM
09/21	Philo *	Philo	7:00 PM
09/28	New Lexington *	Tri-Valley	7:00 PM
10/05	Sheridan *	Tri-Valley	7:00 PM
10/12	John Glenn *	John Glenn	7:00 PM
10/19	AT West Muskingum *	West Muskingum	7:00 PM
10/26	Maysville *	Tri-Valley	7:00 PM

Logan Vs Tri-Valley All-Time Series History (Since 1912)

Total Games: 1

First Game: 2007

Logan Wins: 0

Tri-Valley Wins: 1

Total Score: Logan 26, Tri-Valley 31

Last Logan Win: n/a

Last Tri-Valley Win: 2007, 31-26 (OHSAA DII Playoffs)

Current Streak: Tri-Valley won the last meeting

Year By Year Results:

Year	Location	Winning Team	Score
2007	Logan	Tri-Valley	26-31
2018	Logan		

Game Notes:

- **Tonight's Match-up** Tonight marks the 2018 season opener and just the second ever meeting between Logan and Tri-Valley. It is the first ever regular season match-up following a 31-26 Tri-Valley win over Logan in the first round of the Division II, Region 7 playoffs in 2007 (more on that math-up later).

The Scotties, the 2017 Division III state runners-up, finished a sparkling 13-2 last season and are mark the second DIII state runner-up to open Logan's season in the last four season (Logan defeated Athens to open the 2015 season). TVHS has won seven consecutive Muskingum Valley League championships. The Scotties are under the charge of first year mentor Kevin Fell, an Ohio HS Football Coaches Association Hall of Famer.

Logan finished a disappointing consecutive 3-7 campaign last fall, their first as an independent since 1924.

- **Last stand** The only other meeting between the two schools occurred back in 2007 in the first round of the Division II, Region 7 playoffs. The Scotties defeated Logan 31-26 in what was the final game played at Bill Sauer Field, home of the Chieftain from 1925-2007. It was the Scotties first playoff victory.

The game was a classic that saw Logan take an early 7-0 lead before TV answered with ten unanswered points. Logan scored near halftime to take a 13-10 lead into the locker room. The Dawgs and Chieftains traded touchdowns before Logan took a 26-24 lead with just under ten minutes to play. Wade Warner out leaped a Logan defender in the endzone to catch a 33-yard scoring toss from Cam West with just :57 to play to give the Scotties the winning margin.

- **MVL opener tradition** Logan has played a team currently representing the MVL to open the season a remarkable 32 times. 29 of those games came against New Lexington who marked Logan's season opener 26 times between 1974 and 2002. Logan also opened the season against Crooksville in 1927 and 1928 (which predates the creation of the MVL).
- **Into the wilderness** Logan High School remains without an athletic league or conference for the first time since the 1924-25 school year. The Southeastern Ohio Athletic League – which once was home to schools such as Athens, Gallipolis, Ironton, Jackson, Marietta, and Portsmouth - indefinitely suspended operations in the spring. Prior to that, the league had been the longest continually operation non-city league in the state of Ohio. Logan was one of only two founding members to compete in every school year of the league's existence.
- **On this date** This will be just the fourth ever Chieftain Football game on August 24, with all four serving as season openers. Logan is 1-3 on this date splitting a pair of games with New Lexington (6-38 loss in 1990; 13-12 win in 2001) and losing a pair to Lancaster (31-7 in 2007; 42-7 in 2012).

2018 Logan Football Two-Deep*Offense*

* 2017 Stats *

QB	7	Braeden Spatar	5-10	175lbs	JR
		<i>0-1 passing; 10 carries, 58 yards, 2 TDs; 9 receptions, 47 yards</i>			
	12	Tyler Cummin	5-10	180lbs	SR
		<i>12 carries, 62 yards</i>			
A-Back	1	Preston Yates	5-8	180lbs	SR
		<i>210 carries, 1211 yards, 10 TDs; 4 receptions, 49 yards</i>			
	12	Tyler Cummin	5-10	180lbs	SR
		<i>12 carries, 62 yards</i>			
B-Back	29	Conner Ruff	5-10	190lbs	JR
		<i>1 carry, 1 yard</i>			
	36	Trevor Horner	5-7	240lbs	JR
		<i>25 carries, 77 yards, 4 TDs</i>			
Receiver	11	Landon Little	6-0	155lbs	SR
		<i>38 receptions, 357 yards, 3 TDs</i>			
	2	Jonny McClelland	5-10	150lbs	Soph
Receiver	9	Colten Castle	5-9	130lbs	JR
	3	Garrett Mace	5-9	155lbs	JR
		<i>1 receptions, 24 yards</i>			
TE	21	Jeromy Weaver	5-11	195lbs	SR
		<i>1 reception, (-2) yards</i>			
	28	Colton Ruff	5-10	195lbs	JR
RT	65	Trevor Wyckoff	6-1	285lbs	JR
	66	Logan Vincent	6-2	245lbs	SR
RG	51	Jace Justice	5-8	215lbs	SR
	72	Sheldon Frasure	6-2	230lbs	SR
C	56	Clay Risch	6-0	190lbs	SR
	54	Tyler Kost	5-10	185lbs	Soph
LG	55	Sam Kisor	5-11	220lbs	JR
	50	Quinn Walsh	5-9	195lbs	Soph
LT	58	Sam Hall	6-6	240lbs	SR
	77	Brody Wood	6-4	195lbs	SR

2018 Logan Football Two-Deep

Defense

DE	58	Sam Hall	6-6	240lbs	SR
	71	Hunter Mowery	6-2	195lbs	Soph
NG	51	Jace Justice	5-8	215lbs	SR
	71	Hunter Mowery	6-2	195lbs	Soph
DT	56	Clay Risch	6-0	190lbs	SR
	36	Trevor Horner	5-7	240lbs	JR
DE	55	Sam Kisor	5-11	220lbs	JR
	77	Brody Wood	6-4	195lbs	SR
LB	28	Colton Ruff	5-10	195lbs	JR
	29	Conner Ruff	5-10	190lbs	JR
MLB	21	Jeromy Weaver	5-11	195lbs	SR
	29	Conner Ruff	5-10	190lbs	JR
SAM	34	Jakob Black	5-8	155lbs	SR
	1	Preston Yates	5-8	180lbs	SR
CB	11	Landon Little	6-0	155lbs	SR
	2	Jonny McClelland	5-10	150lbs	Soph
FS	22	Aaron Magdich	5-11	140lbs	SR
	11	Landon Little	6-0	155lbs	SR
SS	12	Tyler Cummin	5-10	180lbs	SR
	22	Aaron Magdich	5-11	140lbs	SR
CB	3	Garrett Mace	5-9	155lbs	JR
	9	Colten Castle	5-9	130lbs	JR

2018 Logan Varsity Football Stats

TEAM STATS	LHS	OPP
First Downs	123	150
Plays from Scrimmage	552	522
Rushing (Plays-Yards)	348-1745	337-1576
Passing Yards	764	1688
Total Yards	2509	324
Passes (Comp-Att-Yards)	88-204-12	115-185-6
Fumbles (No.-Lost)	5-2	18-11
Penalties (No.-Yards)	67-537	69-570

LOG – 035 – 51 – 17 – 74 – 07 – 06 – 190

OPP – 105 – 74 – 71 – 80 – 07 – 00 – 337

Rushing Leaders

Player	Attempts	Yards	TDs	Yards/Carry
Preston Yates	210	1211	10	5.76
Brady Walsh	66	258	2	3.91
Trevor Horner	25	77	4	3.08
Tyler Cummin	12	62	1	5.17
Braeden Spatar	10	58	2	5.80
Tyler Eshelman	5	34	0	6.80
Casey Heft	2	23	0	11.50
Colton Ruff	3	22	0	7.33

Passing Leaders

Player	Comp.	Attempts	Yards	TDs	INTs
Brady Walsh	88	199	764	6	12
Braeden Spatar	0	1	0	0	0

Receiving Leaders

Player	Rec.	Yards	TDs
Landon Little	38	357	3
Wes Brooks	15	121	1
Braeden Spatar	9	47	0
Casey Heft	8	65	0
Sam Hall	7	82	2
Preston Yates	4	49	0
Tyler Cummin	4	14	0

Scoring Stats

Player	TDs	PAT	2P	FG	Total Points
Preston Yates	10	0	0	0	60
Israel Bookman	0	20	0	2	26
Trevor Horner	4	0	0	0	24
Landon Little	3	0	1	0	20
Sam Hall	3	0	0	0	18
Brady Walsh	2	0	0	0	12
Tyler Cummin	1	0	0	0	6
Wes Brooks	1	0	0	0	6
Conner Ruff	1	0	0	0	6



Logan Football Individual and Team Records



Individual Records

Passing

Most Attempts, Game

Lane Little, 40, vs Lancaster, 2014

Most Attempts, Season

Patrick Angle, 302, 2009

Most Attempts, Career

Patrick Angle, 596, 2007-2009

Most Completions, Game

Patrick Angle, 27 vs Pick. North, 2009

Most Completions, Season

Patrick Angle, 193, 2009

Most Completions, Career

Patrick Angle, 377, 2007-2009

Most Passing Yards, Game

Patrick Angle, 324 at Pick. North, 2008

Most Passing Yards, Season

Patrick Angle, 2546, 2009

Most Passing Yards, Career

Patrick Angle, 5,112, 2007-2009

Most Passing TDs, Game

Lane Little, 5, vs Cambridge, 2015

Most Passing TDs, Season

Lane Little, 5, at Gallipolis, 2015

Most Passing TDs, Career

Lane Little, 30, 2015

Patrick Angle, 51, 2007-2009

Best Completion %, Game (Atleast 10 att)

Patrick Angle, 1.00 (15-15), at Hamilton Twp, 2009

Best Completion %, Season (Atleast 100 att)

Patrick Angle, .639, 2009

Best Completion %, Career (Atleast 200 att)

Patrick Angle, .632, 2009

Fewest INTs, Season (atleast 70 att)

Nick Kost, 0 INTs, 2013

Fewest INTs, Career (atleast 300 att)

Lane Little, 8, 2015

Consecutive passes w/o an interception

Patrick Angle, 129 passes, 2009

Most Consecutive Completed Passes, Season

Patrick Angle, 17, vs Hamilton Twp (15) & Gallia Academy (2), 2009

Most Consecutive Completed Passes, Game

Patrick Angle, 15, vs Pickerington North, 2009

Longest Completion (for Touchdown)

Patrick Angle, 15, at Hamilton Township, 2009
Chad Zimmerman, 96 yards v. Warren, 1994

Rushing

Most Rushing Yards, Game

Austin Rohr, 398 vs Marietta, 2003

Most Rushing Yards, Season

Derek Harden, 1670, 2000

Most Rushing Yards, Career

Kelly Wolfe, 3837, 1983-1986

Most Rushing Attempts, Game

Justin Frye, 42 vs Marietta, 2006

Most Rushing Attempts, Season

Derek Harden, 280, 2000

Most Rushing Attempts, Career

Kelly Wolfe, 638, 1983-1986

Most Rushing TDs, Game

Derek Harden, 6 vs Athens, 2001

Most Rushing TDs, Season

Isaac Schmeltzer, 6 vs Warren, 2013

Most Rushing TDs, Career

Derek Harden, 28, 2000

Derek Harden, 50, 1999-2001

Yards per carry, Game

John Cosgrove, 21.25 vs New Lex., 1994

Yards per carry, Season

John Cosgrove, 9.58, 1994

Yards per carry, Career

Bryce McBride, 8.43, 2013-2015

Most 100 yard games, Season

Wayne Bateman, 9, 1999

Most 200 yard games, Season

Derek Harden, 9, 2000

Most 200 yard games, Career

Justin Frye, 5, 2006

Austin Rohr, 6, 2001-2003

Justin Frye, 6, 2006-2007

Longest Run From Scrimmage (for TD)

Larry Bainter, 99 yards vs Middleport, 1960
 Bryce McBride, 99 yards vs Portsmouth, 2013

Receiving

Most Receptions, Game
Most Receptions, Season
Most Receptions, Career

Zach McDaniel, 14, vs Pickerington North, 2008
 Mason Mays, 60, 2009
 Mason Mays, 121, 2007- 2009

Most Receiving Yards, Game
Most Receiving Yards, Season
Most Receiving Yards, Career

DJ Conrad, 260 vs Miami Trace, 1985
 Isaiah Smith, 1,044, 2015
 Mason Mays, 1,779, 2007-2009

Most TD Receptions, Game
Most TD Receptions, Season
Most TD Receptions, Career
Longest Reception (for TD)

Eric Cox, 4 vs River Valley, 1994
 Isaiah Smith, 18, 2015
 Isaiah Smith, 28, 2013-2015
 Eric Cox, 96 yards vs Warren, 1994

Scoring

Most Points, Game
Most Points, Season
Most Points, Career

Isaac Schmeltzer, 42 points, vs Warren 2013
 Derek Harden, 176, 2000
 Derek Harden, 308, 1999-2001

Most TDs, Game
Most TDs, Season

Isaac Schmeltzer, 7, vs Warren 2013
 John Cosgrove, 29, 1994
 Derek Harden, 29, 2000
 Derek Harden, 51, 1999-2001

Most TDs, Career

Kicking Points, Game

Jordan Jackson, 10 vs Marietta, 1993

Kicking Points, Season

Matt Shaw, 10 at Warren, 1999

Kicking Points, Career

Adam Puhl, 68, 2000
 Derek Montgomery, 68, 2009
 Matt Shaw, 123, 1997-1999

Kicking

Most PATs, Game
Most PATs, Season
Most PATs, Career

Adam Puhl, 9 vs Jackson, 2000
 Adam Puhl, 65, 2000
 Adam Puhl, 104, 2000-2001

Most FGs, Game

Eleven Times at 2, Most recent was Derek Montgomery vs Warren, 2010 and Zanesville 2009

Most FGs, Season

Josh Jackson, 11, 1991

Most FGs, Career

Derek Montgomery, 16, 2009-2010

Longest FG Made

Josh Jackson, 47 yds vs Zanesville, 1991

Longest Punt

Johnny Conrad, 63 yds vs Pt. Pleasant, 2000

Joe Karshner, 70 yds at Jackson, 1938

Interceptions

Most INTs, Game

Mutiple Tied at 3, most recent Lucas Wright vs. Portsmouth 2007

Most INTs, Season

Greg Poston, 11, 1967

Most INTs, Career

Chad Zimmerman, 11, 1993

Longest INT Return

Lucas Wright, 17, 2005-2007

Evan DeLong, 101 yards, vs Loudonville 2013

Kick Returns

Longest Kick-Off Return (for TD)

Bill Shaw, 95 yards, vs Glouster 1939

Alex Clutter, 95 yds, at Watkins Mem., 1995

Isaac Schmeltzer, 95 yds, vs Teays Valley, 2013

Nick Maniskas, 87 yards vs Jackson, 1987

Longest Punt Return (for TD)

LoganFootball.com Media Guide/Game Notes 16
Week One AT Dublin Jerome

Miscellaneous

Most Consecutive Games Played

Robbie Johnson, 37 games, 1960-1963

Bob Stewart, 37 games, 1960-1963

Longest fumble return (for TD)

Dean Jordan, 89 yards, vs Lancaster, 2014

Team Records

Passing

Most Attempts, Game

42, vs Lancaster, 2014

Most Attempts, Season

336, 2009

Most Passing Yards, Game

390, at Gallia Academy, 2009

Most Passing Yards, Season

2832, 2009

Most Completions, Game

28 vs Pickerington North, 2009

Most Completions, Season

209, 2009

Most Passing TDs, Game

5, 3X, most recent at Gallipolis, 2015

Most Passing TDs, Season

28, 2009

Rushing

Most Rushing Attempts, Game

74, vs New Lexington, 1980

Most Rushing Attempts, Season

553, 2000

Most Rushing Yards, Game

562, vs Portsmouth, 2013

Most Rushing Yards, Season

3050, 2000

Most Rushing TDs, Game

9, at Warren, 2006

Most Rushing TDs, Season

49, 2000

Total Yardage

Most Total Yardage, Game

649, at Athens, 2015

Most Total Yardage, Season

4974, 2000

Scoring

Most Points, Quarter

42 vs Marietta, 2007

Most Points, Game

81 vs New Lexington, 1920

Most Points, Season

519, 2000

Least Points, Season

21, 1929

Most Points Allowed, Game

62 vs Columbus West, 1930

Most Points Allowed, Season

337, 2017

Least Points Allowed, Season

12, 1933

Victories

Most Wins, Season

12

Most Consecutive Wins

18, 1963-1965

Most Consecutive Wins, Reg. Season

29, 1999-2001

29, 2007-2009

Most Consecutive SEOAL Wins

34, 2004-2009

Largest Winning Margin

81 vs New Lexington, 1920

Largest Win via Shut-Out

81-0 vs New Lexington, 1920

Defeats

Most Losses, Season

9, 2011

Most Consecutive Losses

9, 1953-1954

Largest Losing Margin

58, vs Dublin Jerome (58-0), 2016

Largest Loss via Shut-Out

58-0 vs Dublin Jerome, 2016

First Downs

Most 1st Downs, Game

27, vs Athens, 1986

27, at Athens, 2015

Most 1st Downs, Season

262, 2000

Logan Football Starting Line-Up (08/24/2018 VS Tri-Valley)*Offense*

QB	7	Braeden Spatar	5-10	175lbs	JR
RB	1	Preston Yates	5-8	180lbs	SR
RB	29	Conner Ruff	5-10	190lbs	JR
R	11	Landon Little	6-0	155lbs	SR
R	9	Colten Castle	5-9	130lbs	JR
TE	21	Jeromy Weaver	5-11	195lbs	SR
RT	65	Trevor Wyckoff	6-1	285lbs	JR
RG	51	Jace Justice	5-8	215lbs	SR
C	56	Clay Risch	6-0	190lbs	SR
LG	55	Sam Kisor	5-11	220lbs	JR
LT	58	Sam Hall	6-6	240lbs	SR

Other Offensive Players:

R	2	Jonny McClelland	5-10	150lbs	Soph
R	3	Garrett Mace	5-9	155lbs	JR
RB	12	Tyler Cummin	5-10	180lbs	SR
RB	20	Caden McCarty	5-10	160lbs	Soph
R	22	Aaron Magdich	5-11	140lbs	SR
H-B	28	Colton Ruff	5-10	195lbs	JR
RB	36	Trevor Horner	5-7	240lbs	JR

Defense

DE	58	Sam Hall	6-6	240lbs	SR
NG	51	Jace Justice	5-8	215lbs	SR
DT	56	Clay Risch	6-0	190lbs	SR
DE	55	Sam Kisor	5-11	220lbs	JR
LB	28	Colton Ruff	5-10	195lbs	JR
LB	21	Jeromy Weaver	5-11	195lbs	SR
SAM	34	Jakob Black	5-8	155lbs	SR
CB	3	Garrett Mace	5-9	155lbs	JR
SS	12	Tyler Cummin	5-10	180lbs	SR
FS	22	Aaron Magdich	5-11	140lbs	SR
CB	11	Landon Little	6-0	155lbs	SR

Other Defensive Players:

LB	1	Preston Yates	5-8	180lbs	SR
DB	2	Jonny McClelland	5-10	150lbs	Soph
LB	29	Conner Ruff	5-10	190lbs	JR
DL	36	Trevor Horner	5-7	240lbs	JR
DL	71	Hunter Mowery	6-2	195lbs	Soph

Specialists:

PK	5	Israel Bookman	5-10	130lbs	JR
HO	9	Colten Castle	5-9	130lbs	JR
LS	10	Trevor Wolfe	6-6	165lbs	SR
P	4	Kyle Arnett	5-11	160lbs	SR
KR/PR	11	Landon Little	6-0	155lbs	SR
KR	1	Preston Yates	5-8	180lbs	SR

Tri-Valley Football Starting Line-Up (08/24/2018 AT Logan)*Offense*

QB	19	Aiden Fritter	5-11	180lbs	Soph	OR...
QB	6	Luke Fargus	6-1	210lbs	SR	
RB	33	Jordan Pantaleo	5-10	165lbs	Soph	OR...
	22	Blake Sands	5-10	165lbs	Soph	
SE	3	Cade Sterling	6-0	165lbs	SR	
R	2	Blayze Taylor	6-0	175lbs	SR	
R	14	Keaton Williams	6-3	175lbs	JR	
H-B	20	Hudson Brown	5-11	175lbs	SR	OR...
	44	Drew Richert	5-11	180lbs	JR	
T	71	Garrett French	6-1	240lbs	SR	
G	62	Garrette Miller	5-11	295lbs	SR	
C	57	Kaden Lawler	6-0	200lbs	SR	
G	76	Gyle Bradshaw	6-0	195lbs	JR	
T	52	Tom Reiss	6-0	180lbs	SR	

Other Offensive Players:

R	4	Carson Simpkins	5-11	170lbs	SR	
RB	24	Chase Kendrick	5-11	177lbs	SR	

Defense

DL	71	Garrett French	6-1	240lbs	SR	
NG	62	Garrette Miller	5-11	295lbs	SR	
DL	65	Ben Williams	6-1	240lbs	Soph	
OLB	9	Sam Slaboden	5-10	180lbs	SR	
ILB	21	Blake Kendrick	5-11	177lbs	SR	
ILB	57	Kaden Lawler	6-0	200lbs	SR	
OLB	18	Cy Burkhart	5-10	195lbs	SR	
CB	3	Cade Sterling	6-0	165lbs	SR	
S	20	Hudson Brown	5-11	175lbs	SR	
S	2	Blayze Taylor	6-0	175lbs	SR	
CB	4	Carson Simpkins	5-11	170lbs	SR	

Other Defensive Players:

DB	14	Keaton Williams	6-3	175lbs	JR	
LB	22	Blake Sands	5-10	165lbs	Soph	
LB	44	Drew Richert	5-11	180lbs	JR	
DL	52	Tom Reiss	6-0	180lbs	SR	
DL	76	Gyle Bradshaw	6-0	195lbs	JR	

Specialists:

PK	46	Kaden Bay	5-10	168lbs	JR	
HO						
LS						
P	21	Blake Kendrick	5-11	177lbs	SR	
PR/KR	21	Blake Kendrick	5-11	177lbs	SR	