




AT


LOGAN (3-5) MAYSVILLE (4-4)
OCT. 25, 2019 - 7:00 PM
MAYSVILLE ATHLETIC COMPLEX
ZANESVILLE

3RD MEETING -- LOGAN LEADS 2-0 -- LOGAN WON 34-7 IN
 1973

Sp Adobe Spark

Table of Contents

Pg. 2	“The Last Time...”
Pgs. 3-4	LHS Varsity Schedule and Match-up Facts
Pgs. 5-6	Logan Varsity Roster, Coaches, Facts, Varsity/JV/Frosh Schedules
Pgs. 7-8	Maysville Varsity Roster, Coaches, Varsity Schedule
Pg. 8	Series History
Pg. 9-10	Game Notes
Pgs. 11-12	Logan two-deep
Pg. 13	Logan Stats
Pg. 14	Maysville Stats
Pgs. 15-17	Logan HS individual & team records
Pg. 18	Logan projected starting line-up
Pg. 19	Maysville projected starting line-up

Div. II, Reg. 8 Standings

1. Cincinnati Turpin	8-0	23.8250
2. Cincinnati La Salle	7-1	23.6849
3. Harrison	7-1	23.1625
4. Canal Winchester	7-1	19.9000
5. Columbus Walnut Ridge	8-0	19.8875
6. Cols. St. Francis DeSales	7-1	19.2750
7. Xenia	7-1	17.5375
8. Cincinnati Anderson	5-3	15.6875
-		
9. Oxford Talawanda	6-2	15.1000
....		
16. Logan	3-5	5.9000

Chieftain Opponents:

Tri-Valley VS West Muskingum
 Teays Valley VS Amanda-Clearcreek
 Jackson AT Hillsboro
 Sheridan VS Crooksville
 Chillicothe AT Miami Trace
 Athens AT River Valley
 Zanesville AT New Philadelphia
 Meigs AT Wellston
 Hamilton Twp. VS Circleville








Logan Football “The last time”











Last kick-off return for TD:	2015, Jenson Wallace, 89-yards, at Nelsonville-York
Last opponent kick-off return for TD:	2018, Carson Simpkins, 84-yards, vs Tri-Valley
Last punt return for TD:	2015, Brady Walsh, 58-yards, at Gallipolis
Last opponent punt return for TD:	2017, Blaze Bean, 39-yards, vs Teays Valley
Last interception return for TD:	2019, Colten Castle, 60-yards, at Athens
Last opponent interception return for TD:	2019, Evan Spires, 20 yards, at Jackson
Last fumble return for TD:	2017, Conner Ruff, 0-yards, vs Meigs
Last opponent fumble return for TD:	2018, Zach McCain, 4-yards, vs Garfield Hts
Last blocked punt return for TD:	2014, Josh Rardain, 0-yards, at Meigs
Last opponent blocked punt return for TD:	2018, Ty'Riek Smith, 31 yards, vs Garfield Hts
Last time Logan kicked a field goal:	2019, Zach Chapin, 24-yards, at Athens
Last time an opponent kicked a field goal:	2019, Gave Dolen, 20-yards, vs Zanesville
Last time Logan recorded a safety:	2010, bad snap kicked out of endzone by QB, at Warren
Last time an opponent recorded a safety:	2017, punter tackled in endzone, at Chillicothe
Last 200+ yard rushing game:	2018, Preston Yates, 243 yards, at Waverly
Last opponent 200+ yard rushing game:	2017, Dylan Caldwell, 202 yards, at Hamilton Ross
Last time 2 players rushed for 100+ yards:	2019, Caden McCarty (157) and Braeden Spatar (117) at Chillicothe
Last time opp. had 2 players rush for 100+ yards:	2014, Jerry King (163), Ryan Fitchpatrick (120), and Harrison Taylor (110), vs Lancaster
Last player to rush for 3 or more TDs:	2019, Caden McCarty (3), at Chillicothe
Last opposing player to rush for 3 or more TDs:	2019, Jordan Pantaleo (3), at Tri-Valley
Last 250+ yard passing game:	2015, Lane Little (259), at Gallipolis
Last opponent 250+ yard passing game:	2019, Ben Everson (385), vs Zanesville
Last player to throw for 3+ touchdowns:	2019, Braeden Spatar (3), vs Meigs
Last opposing player to throw for 3+ touchdowns:	2019, Ben Everson (3), vs Zanesville
Last time Logan scored 50+ points:	Aug. 28, 2015 – at Athens, 61-49 win
Last time an opponent scored 50+ points:	Oct. 14, 2016 – vs St. Francis DeSales 7-54 loss
Last time Logan recorded a shut-out:	Oct. 21, 2016 – vs Hamilton Ross, 23-0 win
Last time an opponent recorded a shut-out:	Oct. 12, 2018 – vs Garfield Heights, 0-48 loss



2019 Logan Chieftains Varsity Football Schedule



 Tri-Valley Scotties	<p>Aug. 30, 2019 7:00 PM AT Jack Anderson Stadium Dresden, OH</p>	 Tri-Valley Scotties
<p>3rd Meeting ----- Last Meeting: 2019 (7-35 loss) ----- Tri-Valley leads 3-0 ----- TV won the last three meetings</p>		
 Teays Valley Vikings	<p>Sept. 6, 2019 7:00 PM AT Logan Chieftain Stadium Logan, OH</p>	 Teays Valley Vikings
<p>7th Meeting ----- Last Meeting: 2019 (7-10 loss)----- Teays Valley leads 6-1 ----- TV has won four straight</p>		
 Jackson Ironmen	<p>Sept. 13, 2019 7:00 PM AT Alumni Stadium Jackson, OH</p>	 Jackson Ironmen
<p>96th Meeting ----- Last Meeting: 2019 (07-28 loss) ----- Series tied 46-46-4 ----- Jackson has won four straight</p>		
 Sheridan Generals	<p>Sept. 20, 2019 7:00 PM AT Logan Chieftain Stadium Logan, OH</p>	 Sheridan Generals
<p>3rd Meeting ----- Last Meeting: 2019 (7-14 loss) ----- Sheridan leads 3-0 ----- Sheridan won the last three meetings</p>		
 Chillicothe Cavaliers	<p>Sept. 26, 2019 7:06 PM AT Herrnstein Field Chillicothe, OH</p>	 Chillicothe Cavaliers
<p>17th Meeting ----- Last Meeting: 2019 (18-7 win) ----- Chillicothe leads 9-8 ----- Logan won the last meeting</p>		

 Athens Bulldogs	Oct. 4, 2019 7:30 PM AT R. Basil Rutter Field The Plains, OH	 Athens Bulldogs
93 rd Meeting ----- Last Meeting: 2019 (46-20 win) ----- Logan leads 52-36-5 ----- Logan won the last meeting		
 Zanesville Blue Devils	Oct. 11, 2019 7:00 PM AT Logan Chieftain Stadium Logan, OH	 Zanesville Blue Devils
24 th Meeting ----- Last Meeting: 2019 (14-44 loss) ----- Zanesville leads 14-10 ----- Zanesville won the last three meetings		
 Meigs Marauders	Oct. 18, 2019 7:00 PM AT Logan Chieftain Stadium Logan, OH	 Meigs Marauders
20 th Meeting ----- Last Meeting: 2019 (39-19 win) ----- Logan leads 12-7-1 ----- Logan won the last three meetings		
 Maysville Panthers	Oct. 25, 2019 7:00 PM AT Maysville Athletic Complex Zanesville, OH	 Maysville Panthers
3 rd Meeting ----- Last Meeting: 1973 (34-7 win) ----- Logan leads 2-0 ----- Logan won the last two meetings		
 Hamilton Twp. Rangers	Nov. 1, 2019 7:00 PM AT Logan Chieftain Stadium Logan, OH	 Hamilton Twp. Rangers
3 rd Meeting ----- Last Meeting: 2009 (49-7 win) ----- Logan leads 2-0 ----- Logan won the last two meetings		



2019 Logan Chieftains Varsity Football Roster

No.	Name	Class	Height	Weight	Position
1	Traten Poling	10	6-0	180	WR/LB
2	Jonny McClelland	11	6-0	165	WR/LB Capt.
3	Garrett Mace **	12	5-10	160	WR/DB
5	Israel Bookman **	12	5-10	130	K
6	Jared Justice	10	6-0	200	RB/DB
7	Braeden Spatar **	12	5-10	180	QB/LB Capt.
8	Nick Hazelwood	11	5-11	150	WR/DB
9	Colten Castle *	12	5-9	135	WR/DB
10	Ian Frasure	11	5-10	150	QB/DB
11	Owen Angle	10	6-0	165	TE/LB
12	Trace Sigafoose	10	5-7	150	WR/DB
13	Brandon Heft	11	6-2	150	QB/DB
17	Zach Chapin	9	6-0	170	K
18	TJ Brown	10	5-4	120	WR/DB
19	Justin Mustard	10	6-0	150	WR/DL
20	Cody Hatfield	10	6-0	160	WR/DB
21	Nathaniel Taylor	11	5-10	130	WR/DB
22	Parker Vasko	12	5-9	160	WR/DB
24	Caden McCarty	11	6-0	170	RB/LB
25	Wyatt Jordan	10	5-8	220	RB/LB
26	Chase Sharp	10	5-4	130	WR/DB
27	Robby Leffler	9	6-0	155	TE/DL/P
28	Colton Ruff ***	12	5-10	195	RB/LB Capt.
29	Conner Ruff ***	12	5-10	190	RB/LB Capt.
34	Nick Anderson *	12	6-1	210	TE/DL
38	Cody Carrell	11	5-8	165	RB/LB
50	Carson Hodson	10	6-0	185	OL/DE
51	Josh Chapin *	12	5-11	240	TE/DL
52	Jacob DeWitt	12	5-10	220	OL/LB
54	Tyler Kost	11	6-0	185	OL/DL
55	Sam Kisor **	12	5-11	220	OL/DL
58	Quinn Walsh	11	6-0	195	OL/LB
61	Isaiah Campbell	10	6-2	230	OL/DL
62	Lane Welker	11	6-3	275	OL/DL
64	Eli Woltz	10	5-10	280	OL/DL
65	Trevor Wyckoff **	12	6-1	285	OL/DL
66	Logan Vincent	12	6-2	265	OL/DL
73	Dakota Banik	12	6-1	270	OL/DL
76	Mason Linton	10	5-9	260	OL/DL
78	Keiton Arledge	10	6-2	295	OL/DL
79	Carson Miller	12	5-9	240	OL/DL
80	Henry Pierce *	11	6-1	180	TE/DL
83	Kenton Nestor	10	5-7	140	WR/DB
84	Christian Blount	10	5-11	155	RB/DL
88	Izaak Buchanan	12	5-10	155	WR/DB

* = Letters Earned

Capt = Full-time team captain

All-Time School Record: 571-396-37; 26 league titles, 8 OHSAA playoff apps.

Head Coach: Mike Eddy (Fairmont State University, 1st season at LHS, 3-5 record; 55-57 overall)

Asst. Coaches: Jim Huntsberger (Special teams coordinator; wide receivers, defensive ends); Justin Pack (**LHS '05**; running backs & outside linebackers, Freshman coach); Josh Sturgell (**LHS '04**; tight ends & outside linebackers); Pat Walsh (**LHS '89**; offensive line & inside linebackers); Kelly Wolfe (**LHS '87**; offensive coordinator; quarterbacks & defensive backs); Tim Woodgeard (**LHS '95**; offensive line, defensive tackles, Freshman coach)

2019 Varsity Football Schedule

Date	Opponent	Location	Time-Result
Aug. 30	Tri-Valley	Tri-Valley	Loss, 07-35
Sept. 6	Teays Valley	Logan	Loss, 07-10
Sept. 13	Jackson	Jackson	Loss, 07-28
Sept. 20	Sheridan	Logan	Loss, 07-14
Sept. 26	Chillicothe	Chillicothe	WIN, 18-07
Oct. 4	Athens	Athens	WIN, 46-20
Oct. 11	Zanesville	Logan	Loss, 14-44
Oct. 18	Meigs	Logan	WIN, 39-19
Oct. 25	Maysville	Maysville	7:00 PM
Nov. 1	Hamilton Township	Logan	7:00 pM

2019 Junior Varsity Schedule

Date	Opponent	Location	Time-Result
Sat. 8/31	Tri-Valley	Logan	Loss, 16-22
Sat. 9/7	Teays Valley	Teays Valley	WIN, 36-00
Mon. 9/16	Jackson	Logan	WIN, 40-16
Sat. 9/21	Sheridan	Sheridan	Loss, 08-28
Sat. 9/28	Chillicothe	Logan	WIN, 38-07
Sat. 10/5	Athens	Athens	CANCELLED
Sat. 10/12	Zanesville	Zanesville	Loss, 00-34
Sat. 10/26	Maysville	Logan	10:00 AM

2019 Freshman Schedule

Date	Opponent	Location	Time-Result
Sat. 8/31	Tri-Valley	Logan	WIN, 13-00
Sat. 9/7	Teays Valley	Teays Valley	WIN, 08-00
Sat. 9/14	Greenfield-McClain	Logan	WIN, 34-00
Sat. 9/21	Sheridan	Sheridan	Loss, 06-30
Sat. 10/5	Watkins Memorial	Watkins Memorial	Loss, 00-14
Sat. 10/12	Zanesville	Zanesville	Loss, 00-12
Thurs. 10/24	Jackson	Jackson	Loss, 14-19

2019 Maysville Panthers Varsity Roster

No.	Name	Class	HT	WT	Pos.
1	Mason Swauger	12	5-9	134	WR/DB
2	Cole Roberts	9	5-5	120	RB/DB
3	Kaiden Hartman	12	6-1	150	QB/DB
5	Josh Maxwell	9	5-7	130	WR/DB
6	Dillon Hoagland	10	5-8	135	QB/DB
8	Colton Lafollette	12	6-2	150	WR/DB
9	Easton Smith	12	5-11	200	RB/LB
10	Cade Searls	9	5-10	150	QB/DB
11	Nate Harper	10	5-8	135	QB/LB
14	Caden Kirkbride	10	5-5	120	WR/DB
15	Kaiden Hall	11	6-1	225	QB/LB
16	Marshall Humphrey	11	5-10	165	QB/DB
17	Zailor Valentine	9	5-8	125	WR/DB
18	Chris Burns	12	5-11	150	WR/DB
20	Ethan Heckel	11	5-9	135	RB/DB
21	Micah Ferguson	10	5-10	150	RB/LB
22	Xadrian Barnett	10	5-9	150	RB/LB
23	Hayden Jarrett	9	5-11	165	RB/LB
24	Alex Warne	12	6-0	170	RB/LB
26	Ethan Ethers	10	5-8	145	WR/DB
28	Hunter Jordan	11	5-10	135	WR/DB
30	Harper Montgomery	10	5-10	210	OG/LB
31	Zach Combs	9	5-6	125	RB/LB
32	Skyler Boggs	9	5-6	130	FB/LB
33	Logan Smith	11	6-6	240	C/DT
34	Eli Brooks	10	6-0	145	RB/DB
42	Marci Linares	9	5-10	175	TE/DE
45	Adam Bussey	11	5-7	170	FB/DE
50	Jake Swingle	12	6-0	180	OG/DT
51	Quincy Wyatt	11	5-10	220	OT/DT
52	Cameron Novaria	11	5-10	210	OG/DT
53	Carter Stemm	9	5-10	155	OG/DT
54	Leo Ramos	9	5-8	240	OT/DT
55	Hayden Donaldson	9	5-7	145	OG/DE
60	Eric Alexander	10	6-0	200	OT/DE
61	Gabriel Brobst	9	5-6	195	OG/DT
62	Austin Wayne	11	5-10	200	OG/DT
63	Trenton Pitts	9	5-6	180	C/DE
65	Ethan Sims	10	5-6	215	OT/DT
68	Gauge Samson	10	6-0	255	OG/DE
71	Jakob Plummer	12	6-2	400	OT/DT
74	Garrett LaFaollette	10	6-0	215	C/DT
75	Wyatt Brown	12	5-11	230	OG/DE
76	Clayton Boykin	11	6-1	225	OG/DE
77	Ethan McClelland	11	6-6	305	OT/DE
81	Collin Dickerson	10	5-10	185	TE/LB
84	Brodee Creeks	11	6-3	170	WR/DB
86	Evan Brooks	9	6-3	140	WR/DB
87	Andrew White	10	6-0	180	TE/DE
88	Mahki Alexandre	11	6-2	215	TE/LB

Head Coach: Craig Clarke
Asst. Coaches:

2019 Varsity Football Schedule

Date	Opponent	Location	Time/Result
08/30	New Philadelphia	New Philadelphia	Loss, 00-49
09/06	Sheridan *	Sheridan	Loss, 00-21
09/13	Crooksville *	Crooksville	WIN, 33-13
09/20	New Lexington *	Maysville	WIN, 21-13
09/27	John Glenn *	John Glenn	Loss, 13-36
10/04	Morgan *	Maysville	WIN, 27-14
10/11	West Muskingum *	Maysville	WIN, 33-06
10/18	Philo *	Philo	Loss, 21-35
10/25	Logan	Maysville	7:00 PM
11/01	Tri-Valley *	Maysville	7:00 PM

Logan Vs Maysville All-Time Series History (Since 1912)

Total Games: 2

First Game: 1964

Logan Wins: 2

Maysville Wins: 0

Ties: 0

Total Score: Logan 68 (34 per game), Maysville 13 (6.5 per game)

Last Logan Win: 1973, 34-7 at Logan

Last Maysville Win: none.

Current Streak: Logan has won the last two meetings

Year By Year Results:

Year	Location	Winning Team	Score
1964	Logan	Logan	34-06
1965-1972	NO GAMES	NO GAMES	NO GAMES
1973	Logan	Logan	34-07
1974-2018	NO GAMES	NO GAMES	NO GAMES
2019	Maysville		

Game Notes:

- **Tonight's Match-up** The **Logan Chieftains (3-5)** make their final road trip of the 2019 season to South Zanesville to take on the **Maysville Panthers (4-4)**. It will be the third meeting between the two schools, but first since 1973. Logan leads the all-time series 2-0, also winning in 1964. It will be Logan's third game this season against an MVL school.

Maysville is 4-4 on the season and 4-3 against Muskingum Valley League opponents. In their other non-league game, the Panthers fell 49-0 to New Philadelphia, the state's top ranked team in Division III. The Panthers have wins over Crooksville (33-13), New Lexington (21-13), Morgan (27-14), and West Muskingum (33-6). Their other losses came against playoff contenders Sheridan (21-0), John Glenn (36-13), and Philo (35-21).

Logan improved to 3-5 on the season following a 39-19 win over Meigs last week. The Chieftains started the season 0-4 before defeating Chillicothe (18-7) and Athens (46-20) in back-to-back weeks. Their five losses were to Tri-Valley (35-7), Teays Valley (10-7), Jackson (28-7), Sheridan (14-7), and Zanesville (44-14).

- **Who to watch: Logan** On offense the purple and white average 18 points and over 272 yards per game including just over 192 yards per game on the ground. Senior quarterback *Braeden Spatar* was a standout performer last week, running for 163 yards and three touchdowns on 14 carries while passing for 18 yards and another touchdown on 6 of 11 passing. Sophomore *Traten Poling* made a career high four catches for 99 yards and his first varsity touchdown. Junior running back *Caden McCarty* is the team's leading rusher and is expected back in the lineup tonight after missing last week due to being in concussion protocol.

Defensively, the Chieftains are allowing 22 points and just over 289 yards per game but have limited opponents to just 116 yards per game on the ground. Junior end *Henry Pierce* has had a breakout season, recording a team high 52 tackles including three quarterback sacks. Twin brothers *Colton* and *Conner Ruff* lead a strong linebacking unit while junior *Jonny McClelland* is second on the team in tackles with 50 from his defensive back spot.

- **Who to watch: Maysville** Maysville is averaging 18.5 points and 300 yards per game, including over 200 per game on the ground. Quarterback *Kaiden Hall* and fullback *Easton Smith* are the top ground gainers in the Panther wing-t oriented attack. Up front, tackle *Ethan McClelland* and tight end *Logan Smith* are enormous but athletic blockers.

Defensively the blue and gold are allowing just over 23 points and 326 yards per game, including 154 per game on the ground. *Smith* and *Jake Swingle* play downhill from their linebacker posts while *Jakob Plummer* is a massive anchor at defensive tackle.

- **Home sweet home** Logan snapped an eight-game home losing streak last week in their 39-19 victory over Meigs. The Chieftains had not won at home since the last game of the 2017 season. Logan won the first 12 home games at Logan Chieftain Stadium, which opened in 2008.

The Chiefs previously lost 10-straight home games from 2010-2012. Logan's longest losing streak at Bill Sauer Field, their home from 1925-2007, was a seven-game stretch from 1953-1954.

- **Meet the new boss** Mike Eddy was named Logan's 31st head football coach in January. The new Chieftain boss had a 52-52 career record at Gallipolis and Parkersburg South (WV) High Schools. A graduate of Tyler County (WV) High School and Fairmont State University, Eddy was an assistant at powerhouse Parkersburg (WV) High School from 2004-2008. His 2012 Gallia Academy team won an SEOAL championship and advanced to the second round of the OHSAA DIII playoffs. He left Gallipolis with a 24-18 overall record.
- **Veteran and local coaching staff** Coach Eddy retained the majority of the existing coaching staff, while also welcoming back former Chieftain head coach and long-time assistant coach Kelly Wolfe. Wolfe, who was head coach from 2010-2012, had previously been an assistant from 1990-2009.

Eddy's staff includes five former Chieftains who all were captains during their playing days. Eddy and assistant Jim Huntsberger are the lone non-LHS graduates, but Huntsberger has been on Logan's coaching staff since 1990.

- **On this date** Logan has played 15 games on October 25, winning ten and losing five. The first game on Oct. 25 was a 7-6 win over Columbus Aquinas in 1913 and Logan played its first game in West Virginia on this date in 1924, falling to Ceredo-Kenova 12-9.

Logan throttled Lancaster St. Mary (modern day Fisher Catholic) 60-6 in 1934 on their way to a 10-0 season. Most recently, Logan defeated Gallipolis 35-21 on this date in 2013 but fell to the Blue Devils 7-3 on this date in 2002.

Previous Oct. 25 Games:

1913 – Logan 7, (VS) Columbus Aquinas 6
1924 - Logan 9, (AT) Ceredo-Kenova (WV) 12
1934 – Logan 60, (VS) Lancaster St. Mary 6
1935 – Logan 0, (AT) Middleport 13
1940 – Logan 6, (AT) Gallipolis 0
1946 – Logan 20, (AT) Wellston 6
1957 – Logan 48, (AT) Nelsonville 0
1963 – Logan 34, (AT) Pomeroy 0

1968 – Logan 20, (AT) Wellston 0
1974 – Logan 8, (AT) Wellston 14
1985 – Logan 12, (VS) Gallipolis 28
1991 – Logan 19, (VS) Marietta 0
1996 – Logan 21, (AT) River Valley 0
2002 – Logan 3, (AT) Gallipolis 7
2013 – Logan 35, (AT) Gallipolis 21

2019 Logan Football Two-Deep

Offense

QB	7	Braeden Spatar	5-10	180lbs	SR	
		<i>41-65 passing, 516 yards, 3TDs, 4 INTs; 138 carries, 611 yards, 4TDs</i>				
	10	Ian Frasure	5-10	150lbs	JR	
		<i>2-3 passing, 10 yards; 11 carries, 108 yards, TD</i>				
RB	24	Caden McCarty	6-0	170lbs	JR	
		<i>135 carries, 615 yards, 9 TDs; 1 reception, 1 yard</i>				
	28	Colton Ruff	5-10	195lbs	SR	
		<i>14 carries, 75 yards, TD; 2 receptions, 25 yards</i>				
RB	28	Colton Ruff	5-10	195lbs	SR	
		<i>14 carries, 75 yards, TD; 2 receptions, 25 yards</i>				
	25	Wyatt Jordan	5-8	220lbs	Soph	
		<i>4 carries, 17 yards</i>				
Slot	2	Jonny McClelland	6-0	165lbs	JR	OR...
		<i>5 receptions, 49 yards; 8 carries, 39 yards</i>				
	1	Traten Poling	6-0	180lbs	Soph	
		<i>7 receptions, 131 yards, TD; 10 carries, 34 yards</i>				
Receiver	9	Colten Castle	5-9	135lbs	SR	
		<i>15 receptions, 199 yards, 3TDs; 1 carry, 2 yards</i>				
	10	Ian Frasure	5-10	150lbs	JR	
		<i>1 reception, 7 yards; 11 carries, 108 yards, TD</i>				
Receiver	3	Garrett Mace	5-10	160lbs	SR	
		<i>18 receptions, 232 yards</i>				
	13	Brandon Heft	6-2	150lbs	JR	
		<i>2 carries, 22 yards</i>				
TE	80	Henry Pierce	6-1	180lbs	JR	
		<i>34</i>				
	34	Nick Anderson	6-1	210lbs	SR	
RT	78	Keiton Arledge	6-2	295lbs	Soph	
		<i>61</i>				
	61	Isaiah Campbell	6-2	230lbs	Soph	
RG	65	Trevor Wyckoff	6-1	285lbs	SR	
		<i>50</i>				
	50	Carson Hodson	6-0	185lbs	Soph	
C	79	Carson Miller	5-9	240lbs	SR	
		<i>58</i>				
	58	Quinn Walsh	6-0	195lbs	JR	
LG	55	Sam Kisor	5-11	220lbs	SR	
		<i>54</i>				
	54	Tyler Kost	6-0	185lbs	JR	
LT	66	Logan Vincent	6-2	265lbs	SR	OR...
		<i>73</i>				
	73	Dakota Banik	6-1	270lbs	SR	

2019 Logan Football Two-Deep

Defense

DE	34	Nick Anderson	6-1	210lbs	SR
		<i>34 total tackles (12 solo); 1 for loss, 4 sacks; 1 INT</i>			
	54	Tyler Kost	6-0	185lbs	JR
		<i>6 total tackles (3 solo); 1 for loss</i>			
NG	51	Josh Chapin	5-11	240lbs	SR
		<i>45 total tackles (24 solo); 7 for loss</i>			
	65	Trevor Wyckoff	6-1	285lbs	SR
		<i>3 total tackle</i>			
DT	73	Dakota Banik	6-1	270lbs	SR
		<i>37 total tackles (17 solo); 4 for loss,, 4 sacks</i>			
	76	Mason Linton	5-9	260lbs	Soph
		<i>3 total tackles (2 solo)</i>			
DE	80	Henry Pierce	6-1	180lbs	JR
		<i>52 total tackles (25 solo); 7 for loss, 3 sacks</i>			
	19	Justin Mustard	6-0	150lbs	Soph
		<i>10 total tackles (4 solo); 1 for loss</i>			
OLB	29	Conner Ruff	5-10	190lbs	SR
		<i>11 total tackles (6 solo); 2 for loss</i>			
	1	Traten Poling	6-0	180lbs	Soph
		<i>21 total tackles (13 solo); 1 for loss</i>			
ILB	28	Colton Ruff	5-10	195lbs	SR
		<i>46 total tackles (28 solo); 5 for loss, 2 sacks</i>			
	50	Carson Hodson	6-0	185lbs	Soph
		<i>6 total tackles (5 solo); 1 for loss</i>			
ILB	58	Quinn Walsh	6-0	195lbs	JR
		<i>31 total tackles (17 solo); 4 for loss</i>			
	29	Conner Ruff	5-10	190lbs	SR
		<i>11 total tackles (6 solo); 2 for loss</i>			
OLB (Adj)	2	Jonny McClelland	6-0	165lbs	JR
		<i>50 total tackles (32 solo); 2 for loss, 2 PBU, 3 INTs</i>			
	88	Izaak Buchanan	5-10	155lbs	SR
		<i>5 total tackles (3 solo)</i>			
CB	10	Ian Frasure	5-10	150lbs	JR
		<i>8 total tackles (7 solo); 2 PBUs</i>			
	13	Brandon Heft	6-2	150lbs	JR
		<i>7 total tackles (4 solo)</i>			
CB	3	Garrett Mace	5-10	160lbs	SR
		<i>17 total tackles (11 solo); 7 PBUs, INT</i>			
	10	Ian Frasure	5-10	150lbs	JR
		<i>8 total tackles (7 solo); 2 PBUs</i>			
FS	9	Colten Castle	5-9	135lbs	SR
		<i>40 total tackles (23 solo); 3 PBUs, 3 INTs</i>			
	24	Caden McCarty	6-0	170lbs	JR
		<i>18 total tackles (9 solo); 1 PBU</i>			

2019 Logan Varsity Football Stats

TEAM STATS	LHS	OPP
First Downs	120	111
Plays from Scrimmage	429	406
Rushing (Plays-Yards)	350-1538	240-928
Passing Yards	644	1386
Total Yards	2182	2314
Passes (Comp-Att-Yards)	49-79-4	90-166-8
Fumbles (No.-Lost)	14-9	14-6
Penalties (No.-Yards)	48-428	42-324

LOG – 48 – 43 – 34 – 20 – 145

OPP – 27 – 59 – 49 – 42 – 177

Rushing Leaders

Player	Attempts	Yards	TDs	Yards/Carry
Caden McCarty	135	615	9	4.56
Braeden Spatar	138	611	4	4.43
Ian Frasure	11	108	1	9.82
Colton Ruff	14	75	1	5.36
Jared Justice	13	48	1	3.69
Jonny McClelland	8	39	0	4.87
Traten Poling	10	34	0	3.40
Brandon Heft	2	22	0	11.00
Wyatt Jordan	4	17	0	4.25
Izaak Buchanan	1	5	0	5.00
Chase Sharp	1	3	0	3.00

Passing Leaders

Player	Comp.	Attempts	Yards	TDs	INTs
Braeden Spatar	47	76	634	4	4
Ian Frasure	2	3	10	0	0

Receiving Leaders

Player	Rec.	Yards	TDs
Garrett Mace	18	232	0
Colten Castle	15	199	3
Traten Poling	7	131	1
Jonny McClelland	5	49	0
Colton Ruff	2	25	0
Ian Frasure	1	7	0
Caden McCarty	1	1	0

Scoring Stats

Player	TDs	PAT	2P	FG	Total Points
Caden McCarty	9	0	0	0	54
Colten Castle	4	0	1	0	26
Braeden Spatar	4	0	1	0	26
Zach Chapin	0	7	0	1	10
Ian Frasure	1	1	0	0	7
Colton Ruff	1	0	0	0	6
Jared Justice	1	0	0	0	6
Traten Poling	1	0	0	0	6
Israel Bookman	0	4	0	0	4

2019 Maysville Varsity Football Stats

TEAM STATS	MHS	OPP
First Downs	120	125
Plays from Scrimmage	457	320
Rushing (Plays-Yards)	357-1646	213-1232
Passing Yards	759	1375
Total Yards	2405	2607
Passes (Comp-Att-Yards)	53-100-4	102-107-2
Fumbles (No.-Lost)	7	9
Penalties (No.-Yards)	-	-

MAY – 00 – 00 – 00 – 00 – 148
 OPP – 00 – 00 – 00 – 00 – 187

Rushing Leaders

Player	Attempts	Yards	TDs	Yards/Carry
Easton Smith	105	465	4	4.43
Kaiden Hall	112	463	11	4.13
Alex Warne	65	340	0	5.23
Kaiden Hartman	34	212	1	6.24
Hayden Jarrett	3	86	1	28.67
Micah Ferguson	3	28	0	9.33
Cole Roberts	2	16	0	8.00
Ethan Heckel	5	11	0	2.20
Rest of Team	28	25	-	-

Passing Leaders

Player	Comp.	Attempts	Yards	TDs	INTs
Kaiden Hall	51	97	726	4	4
Marshall Humphrey	1	1	28	0	0
Alex Warne	1	2	5	1	0

Receiving Leaders

Player	Rec.	Yards	TDs
Kaiden Hartman	13	117	1
Mason Swauger	10	154	1
Hunter Jordan	8	150	0
Alex Warne	7	96	2
Easton Smith	4	69	0
Logan Smith	4	67	0
Colton Lafollette	2	32	1
Chris Burns	1	5	0
Rest of Team	4	69	0

Scoring Stats

Player	TDs	PAT	2P	FG	Total Points
Kaiden Hall	11	0	0	0	66
Easton Smith	4	0	0	0	24
Mason Swauger	1	14	1	0	22
Kaiden Hartman	2	0	0	0	12
Alex Warne	2	0	0	0	12
Colton Lafollette	1	0	0	0	6
Hayden Jarrett	1	0	0	0	6



Logan Football Individual and Team Records



Individual Records

Passing

Most Attempts, Game

Most Attempts, Season

Most Attempts, Career

Lane Little, 40, vs Lancaster, 2014

Patrick Angle, 302, 2009

Patrick Angle, 596, 2007-2009

Most Completions, Game

Most Completions, Season

Most Completions, Career

Patrick Angle, 27 vs Pick. North, 2009

Patrick Angle, 193, 2009

Patrick Angle, 377, 2007-2009

Most Passing Yards, Game

Most Passing Yards, Season

Most Passing Yards, Career

Patrick Angle, 324 at Pick. North, 2008

Patrick Angle, 2546, 2009

Patrick Angle, 5,112, 2007-2009

Most Passing TDs, Game

Most Passing TDs, Season

Most Passing TDs, Career

Lane Little, 5, vs Cambridge, 2015

Lane Little, 5, at Gallipolis, 2015

Lane Little, 30, 2015

Patrick Angle, 51, 2007-2009

Best Completion %, Game (Atleast 10 att)

Best Completion %, Season (Atleast 100 att)

Best Completion %, Career (Atleast 200 att)

Patrick Angle, 1.00 (15-15), at Hamilton Twp, 2009

Patrick Angle, .639, 2009

Patrick Angle, .632, 2009

Fewest INTs, Season (atleast 70 att)

Fewest INTs, Career (atleast 300 att)

Consecutive passes w/o an interception

Nick Kost, 0 INTs, 2013

Lane Little, 8, 2015

Patrick Angle, 129 passes, 2009

Most Consecutive Completed Passes, Season

Most Consecutive Completed Passes, Game

Longest Completion (for Touchdown)

Patrick Angle, 17, vs Hamilton Twp (15) & Gallia Academy (2), 2009

Patrick Angle, 15, vs Pickerington North, 2009

Patrick Angle, 15, at Hamilton Township, 2009

Chad Zimmerman, 96 yards v. Warren, 1994

Rushing

Most Rushing Yards, Game

Most Rushing Yards, Season

Most Rushing Yards, Career

Austin Rohr, 398 vs Marietta, 2003

Derek Harden, 1670, 2000

Kelly Wolfe, 3837, 1983-1986

Most Rushing Attempts, Game

Most Rushing Attempts, Season

Most Rushing Attempts, Career

Justin Frye, 42 vs Marietta, 2006

Derek Harden, 280, 2000

Kelly Wolfe, 638, 1983-1986

Most Rushing TDs, Game

Most Rushing TDs, Season

Most Rushing TDs, Career

Derek Harden, 6 vs Athens, 2001

Isaac Schmeltzer, 6 vs Warren, 2013

Derek Harden, 28, 2000

Derek Harden, 50, 1999-2001

Yards per carry, Game

Yards per carry, Season

Yards per carry, Career

John Cosgrove, 21.25 vs New Lex., 1994

John Cosgrove, 9.58, 1994

Bryce McBride, 8.43, 2013-2015

Most 100 yard games, Season

Most 200 yard games, Season

Most 200 yard games, Career

Wayne Bateman, 9, 1999

Derek Harden, 9, 2000

Justin Frye, 5, 2006

Austin Rohr, 6, 2001-2003

Justin Frye, 6, 2006-2007

LoganFootball.com Media Guide/Game Notes 16
Week Nine AT Maysville

Longest Run From Scrimmage (for TD)

Larry Bainter, 99 yards vs Middleport, 1960
Bryce McBride, 99 yards vs Portsmouth, 2013

Receiving

Most Receptions, Game
Most Receptions, Season
Most Receptions, Career

Zach McDaniel, 14, vs Pickerington North, 2008
Mason Mays, 60, 2009
Mason Mays, 121, 2007- 2009

Most Receiving Yards, Game
Most Receiving Yards, Season
Most Receiving Yards, Career

DJ Conrad, 260 vs Miami Trace, 1985
Isaiah Smith, 1,044, 2015
Mason Mays, 1,779, 2007-2009

Most TD Receptions, Game
Most TD Receptions, Season
Most TD Receptions, Career
Longest Reception (for TD)

Eric Cox, 4 vs River Valley, 1994
Isaiah Smith, 18, 2015
Isaiah Smith, 28, 2013-2015
Eric Cox, 96 yards vs Warren, 1994

Scoring

Most Points, Game
Most Points, Season
Most Points, Career

Isaac Schmeltzer, 42 points, vs Warren 2013
Derek Harden, 176, 2000
Derek Harden, 308, 1999-2001

Most TDs, Game
Most TDs, Season

Isaac Schmeltzer, 7, vs Warren 2013
John Cosgrove, 29, 1994
Derek Harden, 29, 2000
Derek Harden, 51, 1999-2001

Most TDs, Career

Kicking Points, Game

Jordan Jackson, 10 vs Marietta, 1993

Kicking Points, Season

Matt Shaw, 10 at Warren, 1999
Adam Puhl, 68, 2000

Kicking Points, Career

Derek Montgomery, 68, 2009
Matt Shaw, 123, 1997-1999

Kicking

Most PATs, Game
Most PATs, Season
Most PATs, Career

Adam Puhl, 9 vs Jackson, 2000
Adam Puhl, 65, 2000
Adam Puhl, 104, 2000-2001

Most FGs, Game

Eleven Times at 2, Most recent was Derek Montgomery vs Warren, 2010 and Zanesville 2009

Most FGs, Season
Most FGs, Career

Josh Jackson, 11, 1991
Derek Montgomery, 16, 2009-2010

Longest FG Made
Longest Punt

Josh Jackson, 47 yds vs Zanesville, 1991
Johnny Conrad, 63 yds vs Pt. Pleasant, 2000
Joe Karshner, 70 yds at Jackson, 1938

Interceptions

Most INTs, Game

Mutiple Tied at 3, most recent Lucas Wright vs. Portsmouth 2007

Most INTs, Season

Greg Poston, 11, 1967
Chad Zimmerman, 11, 1993

Most INTs, Career
Longest INT Return

Lucas Wright, 17, 2005-2007
Evan DeLong, 101 yards, vs Loudonville 2013

Kick Returns

Longest Kick-Off Return (for TD)

Bill Shaw, 95 yards, vs Glouster 1939
Alex Clutter, 95 yds, at Watkins Mem., 1995
Isaac Schmeltzer, 95 yds, vs Teays Valley, 2013
Nick Maniskas, 87 yards vs Jackson, 1987

Longest Punt Return (for TD)

LoganFootball.com Media Guide/Game Notes 17
Week Nine AT Maysville

Miscellaneous

Most Consecutive Games Played

Robbie Johnson, 37 games, 1960-1963

Bob Stewart, 37 games, 1960-1963

Dean Jordan, 89 yards, vs Lancaster, 2014

Longest fumble return (for TD)

Team Records

Passing

Most Attempts, Game

42, vs Lancaster, 2014

Most Attempts, Season

336, 2009

Most Passing Yards, Game

390, at Gallia Academy, 2009

Most Passing Yards, Season

2832, 2009

Most Completions, Game

28 vs Pickerington North, 2009

Most Completions, Season

209, 2009

Most Passing TDs, Game

5, 3X, most recent at Gallipolis, 2015

Most Passing TDs, Season

28, 2009

Rushing

Most Rushing Attempts, Game

74, vs New Lexington, 1980

Most Rushing Attempts, Season

553, 2000

Most Rushing Yards, Game

562, vs Portsmouth, 2013

Most Rushing Yards, Season

3050, 2000

Most Rushing TDs, Game

9, at Warren, 2006

Most Rushing TDs, Season

49, 2000

Total Yardage

Most Total Yardage, Game

649, at Athens, 2015

Most Total Yardage, Season

4974, 2000

Scoring

Most Points, Quarter

42 vs Marietta, 2007

Most Points, Game

81 vs New Lexington, 1920

Most Points, Season

519, 2000

Least Points, Season

21, 1929

Most Points Allowed, Game

62 vs Columbus West, 1930

Most Points Allowed, Season

337, 2017

Least Points Allowed, Season

12, 1933

Victories

Most Wins, Season

12

Most Consecutive Wins

18, 1963-1965

Most Consecutive Wins, Reg. Season

29, 1999-2001

29, 2007-2009

Most Consecutive SEOAL Wins

34, 2004-2009

Largest Winning Margin

81 vs New Lexington, 1920

Largest Win via Shut-Out

81-0 vs New Lexington, 1920

Defeats

Most Losses, Season

9, 2011

Most Consecutive Losses

11; 2018-19

Largest Losing Margin

59, at Athens, 1919

Largest Loss via Shut-Out

59-0 at Athens, 1919

First Downs

Most 1st Downs, Game

27, vs Athens, 1986

27, at Athens, 2015

Most 1st Downs, Season

262, 2000

Logan Football Starting Line-Up (10/25/2019 AT Maysville)

Offense

QB	7	Braeden Spatar	5-10	180lbs	SR	
RB	24	Caden McCarty	6-0	170lbs	JR	
RB	28	Colton Ruff	5-10	195lbs	SR	
SL	2	Jonny McClelland	6-0	165lbs	JR	OR...
SL	1	Traten Poling	6-0	180lbs	Soph	
R	9	Colten Castle	5-9	135lbs	SR	
R	3	Garrett Mace	5-10	160lbs	SR	
RT	78	Keiton Arledge	6-2	295lbs	Soph	
RG	65	Trevor Wyckoff	6-1	285lbs	SR	
C	79	Carson Miller	5-9	240lbs	SR	
LG	55	Sam Kisor	5-11	220lbs	SR	
LT	66	Logan Vincent	6-2	265lbs	SR	

Other Offensive Players:

R	10	Ian Frasure	5-10	150lbs	JR
R	13	Brandon Heft	6-2	150lbs	JR
RB	29	Conner Ruff	5-10	190lbs	SR
TE	34	Nick Anderson	6-1	210lbs	SR
OL	58	Quinn Walsh	6-0	195lbs	JR
TE	80	Henry Pierce	6-1	180lbs	JR

Defense

DE	34	Nick Anderson	6-1	210lbs	SR
NG	51	Josh Chapin	5-11	240lbs	SR
DT	73	Dakota Banik	6-1	270lbs	SR
DE	80	Henry Pierce	6-1	180lbs	JR
LB	29	Conner Ruff	5-10	190lbs	SR
LB	28	Colton Ruff	5-10	195lbs	SR
LB	58	Quinn Walsh	6-0	195lbs	JR
ADJ	2	Jonny McClelland	6-0	165lbs	JR
CB	10	Ian Frasure	5-10	150lbs	JR
CB	3	Garrett Mace	5-10	160lbs	SR
FS	9	Colten Castle	5-9	135lbs	SR

Other Defensive Players:

LB	1	Traten Poling	6-0	180lbs	Soph
CB	13	Brandon Heft	6-2	150lbs	JR
DE/LB	19	Justin Mustard	6-0	150lbs	Soph
FS	24	Caden McCarty	6-0	170lbs	JR
DL	76	Mason Linton	5-9	260lbs	Soph

Specialists:

PK	5	Israel Bookman	5-10	130lbs	SR
HO	9	Colten Castle	5-9	135lbs	SR
LS	58	Quinn Walsh	6-0	195lbs	JR
P	10	Ian Frasure	5-10	150lbs	JR
LS	50	Carson Hodson	6-0	185lbs	Soph
KR/PR	2	Jonny McClelland	6-0	165lbs	JR
KR/PR	3	Garrett Mace	5-10	160lbs	SR

Maysville Football Starting Line-Up (10/25/2019 VS Logan)

Offense

QB	15	Kaiden Hall	6-1	225lbs	JR
FB	9	Easton Smith	5-11	200lbs	SR
HB	24	Alex Warne	6-0	170lbs	SR
HB	3	Kaiden Hartman	6-1	150lbs	SR
SE	28	Hunter Jordan	5-10	135lbs	JR
TE	33	Logan Smith	6-6	240lbs	JR
RT	77	Ethan McClelland	6-6	305lbs	JR
RG	75	Wyatt Brown	5-11	230lbs	SR
C	52	Cameron Novaria	5-10	210lbs	JR
LG	50	Jake Swingle	6-0	180lbs	SR
LT	68	Gauge Samson	6-0	255lbs	Soph

Other Offensive Players:

SE	1	Mason Swauger	5-9	134lbs	SR
SE	8	Colton Lafollette	6-2	150lbs	SR
SE	18	Chris Burns	5-11	150lbs	SR

Defense

DE	62	Austin Wayne	5-10	200lbs	JR
DT	71	Jakob Plummer	6-2	400lbs	SR
DT	68	Gauge Samson	6-0	255lbs	Soph
DE	52	Cameron Novaria	5-10	210lbs	JR
LB	50	Jake Swingle	6-0	180lbs	SR
LB	9	Easton Smith	5-11	200lbs	SR
OLB	24	Alex Warne	6-0	170lbs	SR
CB	8	Colton Lafollette	6-2	150lbs	SR
FS	1	Mason Swauger	5-9	134lbs	SR
SS	3	Kaiden Hartman	6-1	150lbs	SR
CB	18	Chris Burns	5-11	150lbs	SR

Other Defensive Players:

LB	15	Kaiden Hall	6-1	225lbs	JR
DE	33	Logan Smith	6-6	240lbs	JR
DT	77	Ethan McClelland	6-6	305lbs	JR

Specialists:

PK	1	Mason Swauger	5-9	134lbs	SR
HO	3	Kaiden Hartman	6-1	150lbs	SR
LS	74	Garrett LaFollette	6-0	215lbs	Soph
P	15	Kaiden Hall	6-1	225lbs	JR
LS	9	Easton Smith	5-11	200lbs	SR
KR/PR	3	Kaiden Hartman	6-1	150lbs	SR
KR	1	Mason Swauger	5-9	134lbs	SR