




VS


LOGAN (0-1) TEAYS VALLEY (1-0)

SEPT. 6, 2019 - 7:00 PM

LOGAN CHIEFTAIN STADIUM
LOGAN
HALL OF FAME NIGHT

7TH MEETING -- TEAYS VALLEY LEADS 5-1 -- TEAYS VALLEY WON
 LAST YEAR 35-0

Sp Adobe Spark

Table of Contents

Pg. 2	“The Last Time...”
Pg. 3	Logan Chieftain Stadium Records
Pgs. 4-5	LHS Varsity Schedule and Match-up Facts
Pgs. 6-7	Logan Varsity Roster, Coaches, Facts, Varsity/JV/Frosh Schedules
Pgs. 8-9	Teays Valley Varsity Roster, Coaches, Varsity Schedule
Pg. 9	Series History
Pg. 10-11	Game Notes
Pgs. 12-13	Logan two-deep
Pg. 14	Logan Stats
Pg. 15	Teays Valley Stats
Pgs. 16-18	Logan HS individual & team records
Pg. 19	Logan projected starting line-up
Pg. 20	Teays Valley projected starting line-up

Div. II, Reg. 8 Standings

1. Cincinnati Anderson	1-0	7.150
2t. Canal Winchester	1-0	6.500
2t. Kings Mills Kings	1-0	6.500
2t. Cincinnati LaSalle	1-0	6.500
2t. Cincinnati Turpin	1-0	6.500
3t. Fairborn	1-0	6.000
3t. Little Miami	1-0	6.000
3t. St. Charles (CLB)	1-0	6.000
3t. Teays Valley	1-0	6.000
3t. Walnut Ridge	1-0	6.000
....		
1. Logan	0-0	0.000

Chieftain Opponents:

Tri-Valley AT Morgan
 Jackson AT Athens
 Sheridan VS Maysville
 Chillicothe VS Mifflin
 Athens AT Waverly
 Zanesville VS Johnston-Monroe
 Meigs AT Rock Hill
 Hamilton Twp. AT Groveport-Madison



Logan Football “The last time”

Last kick-off return for TD:	2015, Jenson Wallace, 89-yards, at Nelsonville-York
Last opponent kick-off return for TD:	2018, Carson Simpkins, 84-yards, vs Tri-Valley
Last punt return for TD:	2015, Brady Walsh, 58-yards, at Gallipolis
Last opponent punt return for TD:	2017, Blaze Bean, 39-yards, vs Teays Valley
Last interception return for TD:	2018, Preston Yates, 43-yards, at Meigs
Last opponent interception return for TD:	2018, Brian James, 46-yards, at Teays Valley
Last fumble return for TD:	2017, Conner Ruff, 0-yards, vs Meigs
Last opponent fumble return for TD:	2018, Zach McCain, 4-yards, vs Garfield Hts
Last blocked punt return for TD:	2014, Josh Rardain, 0-yards, at Meigs
Last opponent blocked punt return for TD:	2018, Ty’Riek Smith, 31 yards, vs Garfield Hts
Last time Logan kicked a field goal:	2017, Israel Bookman, 23-yards, vs Warren
Last time an opponent kicked a field goal:	2017, Cole Casto, 42-yards, vs Sheridan
Last time Logan recorded a safety:	2010, bad snap kicked out of endzone by QB, at Warren
Last time an opponent recorded a safety:	2017, punter tackled in endzone, at Chillicothe
Last 200+ yard rushing game:	2018, Preston Yates, 243 yards, at Waverly
Last opponent 200+ yard rushing game:	2017, Dylan Caldwell, 202 yards, at Hamilton Ross
Last time 2 players rushed for 100+ yards:	2014, Bryce McBride (227) and Dean Jordan (109), at Meigs
Last time opp. had 2 players rush for 100+ yards:	2014, Jerry King (163), Ryan Fitchpatrick (120), and Harrison Taylor (110), vs Lancaster
Last player to rush for 3 or more TDs:	2017, Preston Yates (3), at Hamilton Ross
Last opposing player to rush for 3 or more TDs:	2019, Jordan Pantaleo (3), at Tri-Valley
Last 250+ yard passing game:	2015, Lane Little (259), at Gallipolis
Last opponent 250+ yard passing game:	2019, Aidan Fritter (261), at Tri-Valley
Last player to throw for 3+ touchdowns:	2018, Braeden Spatar (3), at Meigs
Last opposing player to throw for 3+ touchdowns:	2018, Haydn’ Shanks (4), at Waverly
Last time Logan scored 50+ points:	Aug. 28, 2015 – at Athens, 61-49 win
Last time an opponent scored 50+ points:	Oct. 14, 2016 – vs St. Francis DeSales 7-54 loss
Last time Logan recorded a shut-out:	Oct. 21, 2016 – vs Hamilton Ross, 23-0 win
Last time an opponent recorded a shut-out:	Oct. 12, 2018 – vs Garfield Heights, 0-48 loss

Logan Chieftain Stadium Records

Chieftains' Overall Record at "The Chief" – 28-29

Individual Records

Rushing

Most Rushing Yards
Most Rushing Attempts
Most Rushing TDs

275, Isaac Schmeltzer vs Warren, 2013
35, Daniel Bangura (Harvest Prep) vs Waterford, 2016
6, Jaylon Brown (St. Clairsville) vs Piketon, 2012
6, Isaac Schmeltzer vs Warren, 2013
99, Bryce McBride vs Portsmouth, 2013

Longest Run from Scrimmage:

Passing

Most Passing Yards
Most Completions
Most Attempts
Most Passing TDs

469, Grant Russell (Newark), 2013
27, Patrick Angle, vs Pickerington North, 2009
43, Joe Burrow (Athens), vs Marion-Franklin, 2013
5, Joe Burrow (Athens), vs St. Francis DeSales, 2014
5, Lane Little, vs Cambridge, 2015
92, Kelly Long to Sean Wotring, vs Jackson, 2011

Longest Completion

Receiving

Most Receptions

14, Zach McDaniel, vs Pickerington North, 2009
14, Darius Shackelford (Newark), 2013
269, Darius Shackelford (Newark), 2013
3, Four times, most recent:
Blayze Taylor (Tri-Valley), vs Tri-Valley, 2018
92, Kelly Long to Sean Wotring, vs Jackson, 2011

Most Receiving Yards
Most Touchdown Receptions

Longest Reception

Special Teams

Longest Kick-off return for TD
Longest Punt return for TD
Longest Field Goal

97, Johnnie Charles (Portsmouth), 2013
76 yards, Chris McNally (St. Francis DeSales), 2016
52 yards, Domonic DiMaccio (DeSales), 2016

Defensive

Most Interceptions

2, three times, most recent:
Cameron Cook (Chillicothe), vs Chillicothe, 2018
101, Evan DeLong, vs Loudonville, 2013

Longest Interception Return for TD

Miscellaneous

Longest Play from Scrimmage
Longest fumble return for touchdown
Most Total Touchdowns

99, Bryce McBride run vs Portsmouth 2013
89, Dean Jordan, vs Lancaster, 2014
7, Isaac Schmeltzer vs Warren, 2013

Team Records

Most Rushing Yards
Most Passing Yards
Most Total Yards
Most Combined Rushing Yards
Most Combined Passing Yards
Most Combined Total Yards

562, Logan vs Portsmouth, 2013
469, Newark vs Logan, 2013
589, Logan vs Portsmouth, 2013
715, Logan vs Portsmouth, 2013
617, Logan vs Cambridge, 2015
974, Logan vs Portsmouth, 2013

Scoring

Most Points in a Game
Most Points (Combined)
Most Points in a Quarter (1 team)

59, St Clairsville 59, Piketon 27, 2012
107, Athens 55, Tri-Valley 52 (OT), 2013
30, Logan 30, Chillicothe 7, 2009
30, Dublin Jerome 30, Logan 0 - 2016
37, Logan 30, Chillicothe 7, 2009

Most Points in a Quarter (combined)

Logan Wins

First Win
Largest Winning Margin
Largest Winning Margin (via Shut-Out)
Consecutive Wins

Aug. 22, 2008 vs Lancaster (35-10)
45, vs Marietta 48-3; 2009
42, vs Warren 42-0; 2008
12 (Aug. 22, 2008-Aug. 27, 2010)











Logan Losses











First Loss
Largest Losing Margin
Largest Losing Margin (via Shut-Out)
Consecutive Losses

Aug. 27, 2010 vs Lancaster (37-24)
58, vs Dublin Jerome (58-0), 2016
58, vs Dublin Jerome (58-0), 2016
10, 2010-2011



2019 Logan Chieftains Varsity Football Schedule

 Tri-Valley Scotties	<p>Aug. 30, 2019 7:00 PM AT Jack Anderson Stadium Dresden, OH</p>	 Tri-Valley Scotties
<p>3rd Meeting ----- Last Meeting: 2019 (7-35 loss) ----- Tri-Valley leads 3-0 ----- TV won the last three meetings</p>		
 Teays Valley Vikings	<p>Sept. 6, 2019 7:00 PM AT Logan Chieftain Stadium Logan, OH</p>	 Teays Valley Vikings
<p>7th Meeting ----- Last Meeting: 2018 (0-35 loss)----- Teays Valley leads 5-1 ----- TV has won three straight</p>		
 Jackson Ironmen	<p>Sept. 13, 2019 7:00 PM AT Alumni Stadium Jackson, OH</p>	 Jackson Ironmen
<p>95th Meeting ----- Last Meeting: 2016 (14-46 loss) ----- Logan leads 46-45-4 ----- Jackson has won three straight</p>		
 Sheridan Generals	<p>Sept. 20, 2019 7:00 PM AT Logan Chieftain Stadium Logan, OH</p>	 Sheridan Generals
<p>3rd Meeting ----- Last Meeting: 2018 (0-42 loss) ----- Sheridan leads 2-0 ----- Sheridan won the last two meetings</p>		
 Chillicothe Cavaliers	<p>Sept. 26, 2019 7:06 PM AT Herrnstein Field Chillicothe, OH</p>	 Chillicothe Cavaliers
<p>17th Meeting ----- Last Meeting: 2018 (6-7 loss) ----- Chillicothe leads 9-7 ----- Chillicothe won the last two meetings</p>		

 Athens Bulldogs	Oct. 4, 2019 7:30 PM AT R. Basil Rutter Field The Plains, OH	 Athens Bulldogs
93 rd Meeting ----- Last Meeting: 2018 (14-21 loss) ----- Logan leads 51-36-5 ----- Athens won the last two meetings		
 Zanesville Blue Devils	Oct. 11, 2019 7:00 PM AT Logan Chieftain Stadium Logan, OH	 Zanesville Blue Devils
24 th Meeting ----- Last Meeting: 2018 (13-27 loss) ----- Zanesville leads 13-10 ----- Zanesville won the last two meetings		
 Meigs Marauders	Oct. 18, 2019 7:00 PM AT Logan Chieftain Stadium Logan, OH	 Meigs Marauders
20 th Meeting ----- Last Meeting: 2018 (45-35 win) ----- Logan leads 11-7-1 ----- Logan won the last two meetings		
 Maysville Panthers	Oct. 25, 2019 7:00 PM AT Maysville Athletic Complex Zanesville, OH	 Maysville Panthers
3 rd Meeting ----- Last Meeting: 1973 (34-7 win) ----- Logan leads 2-0 ----- Logan won the last two meetings		
 Hamilton Twp. Rangers	Nov. 1, 2019 7:00 PM AT Logan Chieftain Stadium Logan, OH	 Hamilton Twp. Rangers
3 rd Meeting ----- Last Meeting: 2009 (49-7 win) ----- Logan leads 2-0 ----- Logan won the last two meetings		



2019 Logan Chieftains Varsity Football Roster

No.	Name	Class	Height	Weight	Position
1	Traten Poling	10	6-0	180	WR/LB
2	Jonny McClelland	11	6-0	165	WR/LB Capt.
3	Garrett Mace **	12	5-10	160	WR/DB
5	Israel Bookman **	12	5-10	130	K
6	Jared Justice	10	6-0	200	RB/DB
7	Braeden Spatar **	12	5-10	180	QB/LB Capt.
8	Nick Hazelwood	11	5-11	150	WR/DB
9	Colten Castle *	12	5-9	135	WR/DB
10	Ian Frasure	11	5-10	150	QB/DB
11	Owen Angle	10	6-0	165	TE/LB
12	Trace Sigafoose	10	5-7	150	WR/DB
13	Brandon Heft	11	6-2	150	QB/DB
18	TJ Brown	10	5-4	120	WR/DB
19	Justin Mustard	10	6-0	150	WR/DL
20	Cody Hatfield	10	6-0	160	WR/DB
21	Nathaniel Taylor	11	5-10	130	WR/DB
22	Parker Vasko	12	5-9	160	WR/DB
24	Caden McCarty	11	6-0	170	RB/LB
25	Wyatt Jordan	10	5-8	220	RB/LB
26	Chase Sharp	10	5-4	130	WR/DB
27	Robby Leffler	9	6-0	155	TE/DL/P
28	Colton Ruff ***	12	5-10	195	RB/LB Capt.
29	Conner Ruff ***	12	5-10	190	RB/LB Capt.
34	Nick Anderson *	12	6-1	210	TE/DL
38	Cody Carrell	11	5-8	165	RB/LB
50	Carson Hodson	10	6-0	185	OL/DE
51	Josh Chapin *	12	5-11	240	TE/DL
52	Jacob DeWitt	12	5-10	220	OL/LB
54	Tyler Kost	11	6-0	185	OL/DL
55	Sam Kisor **	12	5-11	220	OL/DL
58	Quinn Walsh	11	6-0	195	OL/LB
61	Isaiah Campbell	10	6-2	230	OL/DL
62	Lane Welker	11	6-3	275	OL/DL
64	Eli Woltz	10	5-10	280	OL/DL
65	Trevor Wyckoff **	12	6-1	285	OL/DL
66	Logan Vincent	12	6-2	265	OL/DL
73	Dakota Banik	12	6-1	270	OL/DL
76	Mason Linton	10	5-9	260	OL/DL
78	Keiton Arledge	10	6-2	295	OL/DL
79	Carson Miller	12	5-9	240	OL/DL
80	Henry Pierce *	11	6-1	180	TE/DL
83	Kenton Nestor	10	5-7	140	WR/DB
84	Christian Blount	10	5-11	155	RB/DL
88	Izaak Buchanan	12	5-10	155	WR/DB

* = Letters Earned

Capt = Full-time team captain

All-Time School Record: 568-391-37

Head Coach: Mike Eddy (Fairmont State University, 1st season at LHS, 52-53 overall)

Asst. Coaches: Jim Huntsberger (Special teams coordinator; wide receivers, defensive ends); Justin Pack (LHS '05; running backs & outside linebackers, Freshman coach); Josh Sturgell (LHS '04; tight ends & outside linebackers); Pat Walsh (LHS '89; offensive line & inside linebackers); Kelly Wolfe (LHS '87; offensive coordinator; quarterbacks & defensive backs); Tim Woodgeard (LHS '95; offensive line, defensive tackles, Freshman coach)

2019 Varsity Football Schedule

Date	Opponent	Location	Time-Result
Aug. 30	Tri-Valley	Tri-Valley	Loss, 07-35
Sept. 6	Teays Valley	Logan	7:00 PM
Sept. 13	Jackson	Jackson	7:00 PM
Sept. 20	Sheridan	Logan	7:00 PM
Sept. 26	Chillicothe	Chillicothe	7:06 PM
Oct. 4	Athens	Athens	7:30 PM
Oct. 11	Zanesville	Logan	7:00 PM
Oct. 18	Meigs	Logan	7:00 PM
Oct. 25	Maysville	Maysville	7:00 PM
Nov. 1	Hamilton Township	Logan	7:00 pM

2019 Junior Varsity Schedule

Date	Opponent	Location	Time-Result
Sat. 8/31	Tri-Valley	Logan	Loss, 16-22
Sat. 9/7	Teays Valley	Teays Valley	10:00 AM
Mon. 9/16	Jackson	Logan	6:00 PM
Sat. 9/21	Sheridan	Sheridan	10:00 AM
Sat. 9/28	Chillicothe	Logan	10:00 AM
Sat. 10/5	Athens	Athens	12:00 PM
Sat. 10/12	Zanesville	Zanesville	10:00 AM
Mon. 10/21	Meigs	Meigs	6:00 PM
Sat. 10/26	Maysville	Logan	10:00 AM

2019 Freshman Schedule

Date	Opponent	Location	Time-Result
Sat. 8/31	Tri-Valley	Logan	WIN, 13-00
Sat. 9/7	Teays Valley	Teays Valley	10:00 AM
Sat. 9/14	Greenfield-McClain	Logan	10:00 AM
Sat. 9/21	Sheridan	Sheridan	10:00 AM
Sat. 9/28	Chillicothe	Logan	10:00 AM
Sat. 10/12	Zanesville	Zanesville	10:00 AM

2019 Teays Valley Vikings Varsity Roster

No.	Name	Class	HT	WT	Pos.
1	Kadin Walls	10	5-4	120	WR/DB
2	Clayton Knox	12	6-1	165	WR/DB
3	Tristan McDanel **	12	6-0	190	QB/LB
4	Michael Struckman *	12	5-10	160	FB/OLB
5	Jeremiah Thompson	11	5-8	180	FB/LB
6	Hunter Langbein	10	5-9	190	RB/LB
7	Dale Hubbard *	12	6-0	170	WR/DB
8	Josiah Roese *	12	5-10	165	RB/LB
9	Caleb Greer	10	5-9	140	WR/DB
11	Sam Speakman	11	6-3	160	WR/DB
12	Peyton Weiler	10	5-10	165	QB/OLB
14	Brendyn Jones	10	5-10	195	WR/DB
15	Reese Sauerbrun	10	5-11	160	K/P
16	Brayden Scott	11	6-4	180	QB/DB
17	Cooper Booth	11	6-0	185	WR/OLB
18	Riely Weiss **	12	6-0	160	WR/DB
19	Jacob Smith	11	5-8	190	WR/DB
20	Gauge Penneli	10	5-11	160	
21	Landyn Brown	11	5-8	160	RB/DB
22	Cale Clifton	9			K/P
23	Camden Primmer *	11	6-1	180	WR/DB
24	Cameron Nicholson	10	5-7	160	WR/DB
25	Trey Blakeman	10	6-1	185	TE/DE
26	Brayson Lugenbeel	10			
27	Sydney Frey	10	5-2	130	K/P
28	Zach Wigal	10	6-0	240	TE/DL
29	Chance Littler	11	5-10	170	RB/DB
30	Connor Dietz	10	5-8	145	
31	Hunter Skomra	10	5-2	115	
32	Eli Burgett	11	6-3	205	TE/DL
34	Logan Skaggs	11	6-1	195	FB/LB
35	Hunter Young *	11	5-6	190	RB/LB
37	Gage Weiler **	12	6-2	195	FB/LB
38	William Akers	10	5-10	200	OL/DL
41	Connor Hoffhines	10			K/P
42	Cortez White	10	5-11	185	TE/DL
43	Trevor Giehl	10	5-7	170	RB/LB
45	Tom Rice	11	5-8	160	OL/DL
47	Wyatt Thompson	12	5-11	150	TE/DL
49	Luke Lowery	10	6-1	160	TE/DL
50	Nathan James *	11	6-4	240	OL/DL
51	Zion Bowling *	11	6-1	190	OL/DL
52	Carter Miller	10	5-7	210	OL/DL
53	AJ Moniaci	10	6-2	260	OL/DL
54	Eric Jones	11	6-0	250	OL/DL
58	Luke Bullock	10	6-0	205	OL/DL
60	Samuel Jones	10	5-11	175	OL/DL
63	Cameron Vittitow	10	5-10	230	OL/DL
64	Sebastian Danna	12	6-4	250	OL/DL
66	Lucas Breniser *	12	6-5	310	OL/DL
68	Adam Trisler II	10	5-6	200	OL/DL
70	Evan McKenzie	10	5-8	170	OL/DL
75	Titus Jones	10	5-7	258	OL/DL
77	Kade Kirkpatrick *	12	6-0	240	OL/DL

Head Coach: Mark Weber (6th season, 37-16 overall)

Asst. Coaches: Josh McDanel, Thad Johnson, DJ Mendenhall, Adam Hundley, Joe Korecz, Joe Lewis, Eddie Blankenship

2019 Varsity Football Schedule

Date	Opponent	Location	Time/Result
08/30	Chillicothe	Teays Valley	WIN 14-00
09/06	Logan	Logan	7:00 PM
09/13	Canal Winchester	Canal Winchester	7:00 PM
09/20	Logan Elm *	Teays Valley	7:00 PM
09/27	Fairfield Union *	Fairfield Union	7:00 PM
10/4	Dayton Dunbar	Teays Valley	7:00 PM
10/11	Hamilton Township *	Teays Valley	7:00 PM
10/18	Circleville *	Circleville	7:00 PM
10/25	Amanda-Clearcreek *	Teays Valley	7:00 PM
11/01	Bloom-Carroll *	Bloom-Carroll	7:00 PM

Logan Vs Teays Valley All-Time Series History (Since 1912)

Total Games: 6

First Game: 2013

Logan Wins: 1

Teays Valley Wins: 5

Total Score: Logan 87 (14.5 per game), Teays Valley 168 (28 per game)

Last Logan Win: 2015, 27-7 at Logan

Last Tri-Valley Win: 2018, 35-0 at Teays Valley

Current Streak: Teays Valley has won three straight meetings

Year By Year Results:

Year	Location	Winning Team	Score
2013	Logan	Teays Valley	13-26
2014	Teays Valley	Teays Valley	40-44
2015	Logan	Logan	27-07
2016	Teays Valley	Teays Valley	00-21
2017	Logan	Teays Valley	07-35
2018	Teays Valley	Teays Valley	00-35
2019	Logan		

Game Notes:

- **Tonight's Match-up** Tonight will be the seventh meeting between Teays Valley and Logan. The two teams have met every season since 2013 with the Vikings leading the series 5-1. Logan's lone win came in 2015. Teays Valley shut-out the Chieftains last year 35-0.

Under coach Mark Weber **Teays Valley** is 37-16 overall and have won at least a share of the Mid-State League Buckeye title four out of five seasons, and twice have qualified for the Division II playoffs. The Vikings beat Chillicothe 14-0 last week, their first victory over the Cavaliers since 2014.

Logan limped to a 1-9 overall record in 2018 and carries an eight game losing streak into tonight's game. The school record for futility is nine games which occurred from 1953-54 and from 2011-12. Last week, the Chieftains started the Mike Eddy era with a 35-7 loss at perennial playoff qualifier Tri-Valley.

- **Who to watch: Logan** On offense, Logan's new read based system will rely on the decision-making of quarterback *Braeden Spatar*. The senior was second on the team in rushing yards last season with 531 while passing for 644 while completing 53-percent of his passes (55-104). Joining him in the backfield is junior *Caden McCarty* who missed nearly all of last season with a knee injury. McCarty carried 14 times for 71 yards a touchdown last week.

Defensively Logan welcomes back linebacker Colton Ruff, who along with twin brother Conner, seem poised to become just the 7th and 8th 4-year letterwinners in program history. Only Bryce McBride (2012-'15) has done it since 1963. While Conner starts the season recovering from a knee injury, Colton will anchor the Chieftain defense at inside linebacker. Junior captain Jonny McClelland led the team with 10 tackles, one pass break-up, and an interception last week against Tri-Valley.

- **Who to watch: Teays Valley** Teays Valley hangs its hat on toughness and discipline. Their power running game is the calling card; however, don't sell their skill players short. Quarterback *Tristan McDanel* ran and threw for over 1,000 yards last season – and picked up where he left off by running for 108 yards and passing for 111 and two scores. Receiver *Dale Hubbard* has elite speed and a big frame making him a dangerous threat. The senior caught three passes for 74 yards and two touchdowns last week.

Defensively, the Vikings have posted six shut-outs in their last 11 games and allowed only 54 total points (4.9 per game) in that span. *Gage Weiler* leads the way at linebacker while *Zion Bowling* is a returning starter on the defensive line. *Hubbard* is a great ball-hawk and open field tackler.

- **Hall of Fame night** The LHS Athletic Hall of Fame will welcome a new class into the shrine who has been admitting members since 1976. The 2019 inductees are Chris Tolliver (1973), Jimmer Breining (1989), and Coy Blair (2012).

Tolliver is the greatest distance runner ever to lace up at Logan High School. His mile and two mile records still stand after 46 years despite running largely on cinder tracks. He only ran the two mile race once in his career and that run still stands as the school record.

Breining piloted the LHS football team to a pair of Southeastern Ohio Athletic League titles, but he is best remembered as the quarterback of Logan's first OHSAA playoff qualifier. He was the league MVP in football as a junior and also excelled as a backstop for the Chieftain baseball squad.

Blair is a first ballot Hall of Famer and for good reason. The 2012 graduate was a Division One State Champion in the shot put, just the fifth person to win one of Logan's six individual state championships. Blair was a state runner-up in 2011 and a three time league, district, and regional champion. He holds the Logan High School, southeast district, and region three records in the shot put.

- **Meet the new boss** Mike Eddy made his debut as Logan's 31st head football coach in last weeks 35-7 loss to Tri-Valley. The Tyler County, WV native previously served as assistant at Parkersburg High School and as head coach at Gallia Academy (OH) and Parkersburg South compiling a 52-52 overall record while making four playoff appearances. Logan coaches are now 12-15-1 in their debuts dating to 1912 and Eddy is the fourth straight coach to open with a loss. The last mentor to open with a victory was Clarence Perry in 1985.
- **Welcome back** One of the first moves Eddy made after accepting the LHS head coaching job was to put together the rest of his coaching staff. An early call was made to Kelly Wolfe, former legendary player and head coach at LHS. Wolfe is back on the Chieftain sideline following a six-year hiatus and will be the offensive coordinator, quarterbacks coach, and offensive play caller. Wolfe previously coached in some capacity from 1991-2012.
- **Millennial game on the way** Logan will play it's 1,000th football game since becoming a Varsity sport in 1912 this season. Currently, Logan has played 996 total games winning 568, losing 391, and tying 37 for a .589 win percentage. Logan's 1,000th game is scheduled for Thursday, September 26 at Chillicothe.
- **More opening day blues** Logan was a 35-7 loser to Tri-Valley last week, marking their 15th loss in their last 18 season openers. Logan last won an opener back in 2015 when they defeated defending state runner-up Athens by an astounding final score of 61-49 score. Since then Logan has lost to Dublin Jerome and Tri-Valley twice each.
- **On this date** Logan has played eight games on Sept. 6, winning three. They played their seasons openers on that date in 1963, '68, and '74. The first ever meeting between Logan and Teays Valley was played on September 6, 2013, a 26-13 Viking victory.

Previous Sept. 6 Games:

1963 – Logan 8, (AT) Bexley 14
1968 – Logan 6, (VS) Morgan 15
1974 – Logan 0, (VS) New Lex 34
1985 – Logan 34, (VS) Marietta 14

1991 – Logan 13, (AT) Chillicothe 0
1996 – Logan 21, (AT) Nelsonville-York 28
2002 – Logan 28, (AT) Zanesville 14
2013 – Logan 13, (VS) Teays Valley 26

2019 Logan Football Two-Deep

Offense

QB	7	Braeden Spatar	5-10	180lbs	SR	
		<i>2-5 Passing, 13 yards; 15 carries, 34 yards</i>				
	10	Ian Frasure	5-10	150lbs	JR	
RB	24	Caden McCarty	6-0	170lbs	JR	
		<i>14 carries, 71 yards, TD</i>				
	6	Jared Justice	6-0	200lbs	Soph	
		<i>2 carries, 10 yards</i>				
RB	28	Colton Ruff	5-10	195lbs	SR	
	6	Jared Justice	6-0	200lbs	Soph	
		<i>2 carries, 10 yards</i>				
Slot	2	Jonny McClelland	6-0	165lbs	JR	
		<i>1 reception, 6 yards; 2 carries, 7 yards</i>				
	1	Traten Poling	6-0	180lbs	Soph	
		<i>1 carry, 4 yards</i>				
Receiver	9	Colten Castle	5-9	135lbs	SR	
		<i>1 reception, 7 yards; 1 carry, 2 yards</i>				
	19	Justin Mustard	6-0	150lbs	Soph	
Receiver	3	Garrett Mace	5-10	160lbs	SR	OR...
	13	Brandon Heft	6-2	150lbs	JR	
		<i>1 carry, 13 yards</i>				
	19	Justin Mustard	6-0	150lbs	Soph	
TE	80	Henry Pierce	6-1	180lbs	JR	
	34	Nick Anderson	6-1	210lbs	SR	
RT	78	Keiton Arledge	6-2	295lbs	Soph	
	61	Isaiah Campbell	6-2	230lbs	Soph	
RG	65	Trevor Wyckoff	6-1	285lbs	SR	
	50	Carson Hodson	6-0	185lbs	Soph	
C	79	Carson Miller	5-9	240lbs	SR	
	54	Tyler Kost	6-0	185lbs	JR	
LG	55	Sam Kisor	5-11	220lbs	SR	
	58	Quinn Walsh	6-0	195lbs	JR	
LT	66	Logan Vincent	6-2	265lbs	SR	
	73	Dakota Banik	6-1	270lbs	SR	

2019 Logan Football Two-Deep

Defense

DE	34	Nick Anderson	6-1	210lbs	SR	OR...
		<i>5 total tackles (1 solo); 1 sack</i>				
	55	Sam Kisor	5-11	220lbs	SR	
		<i>1 total tackle</i>				
NG	51	Josh Chapin	5-11	240lbs	SR	OR...
	65	Trevor Wyckoff	6-1	285lbs	SR	OR...
		<i>3 total tackles; 1 fumble caused</i>				
	76	Mason Linton	5-9	260lbs	Soph	
		<i>3 total tackles (2 solo)</i>				
DT	73	Dakota Banik	6-1	270lbs	SR	
		<i>6 total tackles (3 solo); 1 fumble recovery</i>				
	76	Mason Linton	5-9	260lbs	Soph	
		<i>3 total tackles (2 solo)</i>				
DE	80	Henry Pierce	6-1	180lbs	JR	
		<i>7 total tackles (4 solo); 1 sack</i>				
	19	Justin Mustard	6-0	150lbs	Soph	
		<i>3 total tackles</i>				
OLB	7	Braeden Spatar	5-10	180lbs	SR	
		<i>3 total tackes (2 solo); 1 PBU</i>				
	1	Traten Poling	6-0	180lbs	Soph	
		<i>1 total tackle</i>				
ILB	28	Colton Ruff	5-10	195lbs	SR	
		<i>3 total tackles (2 solo)</i>				
	50	Carson Hodson	6-0	185lbs	Soph	
		<i>3 total tackles</i>				
ILB	38	Cody Carrell	5-8	165lbs	JR	
		<i>7 total tackles (1 solo)</i>				
	58	Quinn Walsh	6-0	195lbs	JR	
		<i>2 total tackles (1 solo)</i>				
OLB (Adj)	2	Jonny McClelland	6-0	165lbs	JR	
		<i>10 total tackles (6 solo); 1 PBU, 1 INT</i>				
	6	Jared Justice	6-0	200lbs	Soph	
CB	9	Colten Castle	5-9	135lbs	SR	
		<i>1 PBU</i>				
	10	Ian Frasure	5-10	150lbs	JR	
CB	3	Garrett Mace	5-10	160lbs	SR	OR...
	13	Brandon Heft	6-2	150lbs	JR	
		<i>4 total tackles (2 solo)</i>				
FS	24	Caden McCarty	6-0	170lbs	JR	
		<i>3 total tackles (2 solo)</i>				
	2	Jonny McClelland	6-0	165lbs	JR	
		<i>10 total tackles (6 solo); 1 PBU, 1 INT</i>				

2019 Logan Varsity Football Stats

TEAM STATS	LHS	OPP
First Downs	9	24
Plays from Scrimmage	44	64
Rushing (Plays-Yards)	39-143	39-187
Passing Yards	13	266
Total Yards	156	453
Passes (Comp-Att-Yards)	2-5-0	12-25-1
Fumbles (No.-Lost)	1-0	1-1
Penalties (No.-Yards)	8-64	3-26

LOG – 00 – 00 – 00 – 07 – 07
 OPP – 07 – 21 – 07 – 00 – 28

Rushing Leaders

Player	Attempts	Yards	TDs	Yards/Carry
Caden McCarty	14	71	1	5.07
Braeden Spatar	15	34	0	2.27
Brandon Heft	1	13	0	13.00
Jared Justice	2	10	0	5.00
Ian Frasure	1	7	0	7.00
Jonny McClelland	2	7	0	3.50
Traten Poling	1	4	0	4.00
Chase Sharp	1	3	0	3.00
Colten Castle	1	2	0	2.00
(TEAM)	1	(-8)	-	-

Passing Leaders

Player	Comp.	Attempts	Yards	TDs	INTs
Braeden Spatar	2	5	13	0	0

Receiving Leaders

Player	Rec.	Yards	TDs
Colten Castle	1	7	0
Jonny McClelland	1	6	0

Scoring Stats

Player	TDs	PAT	2P	FG	Total Points
Caden McCarty	1	0	0	0	6
Israel Bookman	0	1	0	0	1

2019 Teays Valley Varsity Football Stats

TEAM STATS	TVHS	OPP
First Downs	8	7
Plays from Scrimmage	51	55
Rushing (Plays-Yards)	38-148	34-109
Passing Yards	111	28
Total Yards	259	137
Passes (Comp-Att-Yards)	8-13-0	9-21-4
Fumbles (No.-Lost)	2-2	2-2
Penalties (No.-Yards)	8-65	2-20

TEA – 07 – 07 – 00 – 00 – 14
 OPP – 00 – 00 – 00 – 00 – 00

Rushing Leaders

Player	Attempts	Yards	TDs	Yards/Carry
Tristan McDanel	24	108	0	4.50
Gage Weiler	8	26	0	3.25
Hunter Young	1	6	0	6.00
Chance Littler	4	5	0	1.25
Clayton Knox	1	3	0	3.00

Passing Leaders

Player	Comp.	Attempts	Yards	TDs	INTs
Tristan McDanel	8	13	111	2	0

Receiving Leaders

Player	Rec.	Yards	TDs
Dale Hubbard	3	74	2
Clayton Knox	3	27	0
Camden Primmer	1	8	0
Hunter Young	1	2	0

Scoring Stats

Player	TDs	PAT	2P	FG	Total Points
Dale Hubbard	2	0	0	0	12
Cale Clifton	0	2	0	0	2



Logan Football Individual and Team Records



Individual Records

Passing

Most Attempts, Game

Lane Little, 40, vs Lancaster, 2014

Most Attempts, Season

Patrick Angle, 302, 2009

Most Attempts, Career

Patrick Angle, 596, 2007-2009

Most Completions, Game

Patrick Angle, 27 vs Pick. North, 2009

Most Completions, Season

Patrick Angle, 193, 2009

Most Completions, Career

Patrick Angle, 377, 2007-2009

Most Passing Yards, Game

Patrick Angle, 324 at Pick. North, 2008

Most Passing Yards, Season

Patrick Angle, 2546, 2009

Most Passing Yards, Career

Patrick Angle, 5,112, 2007-2009

Most Passing TDs, Game

Lane Little, 5, vs Cambridge, 2015

Most Passing TDs, Season

Lane Little, 5, at Gallipolis, 2015

Most Passing TDs, Career

Lane Little, 30, 2015

Patrick Angle, 51, 2007-2009

Best Completion %, Game (Atleast 10 att)

Patrick Angle, 1.00 (15-15), at Hamilton Twp, 2009

Best Completion %, Season (Atleast 100 att)

Patrick Angle, .639, 2009

Best Completion %, Career (Atleast 200 att)

Patrick Angle, .632, 2009

Fewest INTs, Season (atleast 70 att)

Nick Kost, 0 INTs, 2013

Fewest INTs, Career (atleast 300 att)

Lane Little, 8, 2015

Consecutive passes w/o an interception

Patrick Angle, 129 passes, 2009

Most Consecutive Completed Passes, Season

Patrick Angle, 17, vs Hamilton Twp (15) &
Gallia Academy (2), 2009

Most Consecutive Completed Passes, Game

Patrick Angle, 15, vs Pickerington North, 2009

Longest Completion (for Touchdown)

Patrick Angle, 15, at Hamilton Township, 2009
Chad Zimmerman, 96 yards v. Warren, 1994

Rushing

Most Rushing Yards, Game

Austin Rohr, 398 vs Marietta, 2003

Most Rushing Yards, Season

Derek Harden, 1670, 2000

Most Rushing Yards, Career

Kelly Wolfe, 3837, 1983-1986

Most Rushing Attempts, Game

Justin Frye, 42 vs Marietta, 2006

Most Rushing Attempts, Season

Derek Harden, 280, 2000

Most Rushing Attempts, Career

Kelly Wolfe, 638, 1983-1986

Most Rushing TDs, Game

Derek Harden, 6 vs Athens, 2001

Most Rushing TDs, Season

Isaac Schmeltzer, 6 vs Warren, 2013

Most Rushing TDs, Career

Derek Harden, 28, 2000

Derek Harden, 50, 1999-2001

Yards per carry, Game

John Cosgrove, 21.25 vs New Lex., 1994

Yards per carry, Season

John Cosgrove, 9.58, 1994

Yards per carry, Career

Bryce McBride, 8.43, 2013-2015

Most 100 yard games, Season

Wayne Bateman, 9, 1999

Most 200 yard games, Season

Derek Harden, 9, 2000

Most 200 yard games, Career

Justin Frye, 5, 2006

Austin Rohr, 6, 2001-2003

Justin Frye, 6, 2006-2007

LoganFootball.com Media Guide/Game Notes 17
Week Two VS Tri-Valley

Longest Run From Scrimmage (for TD)

Larry Bainter, 99 yards vs Middleport, 1960
Bryce McBride, 99 yards vs Portsmouth, 2013

Receiving

Most Receptions, Game
Most Receptions, Season
Most Receptions, Career

Zach McDaniel, 14, vs Pickerington North, 2008
Mason Mays, 60, 2009
Mason Mays, 121, 2007- 2009

Most Receiving Yards, Game
Most Receiving Yards, Season
Most Receiving Yards, Career

DJ Conrad, 260 vs Miami Trace, 1985
Isaiah Smith, 1,044, 2015
Mason Mays, 1,779, 2007-2009

Most TD Receptions, Game
Most TD Receptions, Season
Most TD Receptions, Career
Longest Reception (for TD)

Eric Cox, 4 vs River Valley, 1994
Isaiah Smith, 18, 2015
Isaiah Smith, 28, 2013-2015
Eric Cox, 96 yards vs Warren, 1994

Scoring

Most Points, Game
Most Points, Season
Most Points, Career

Isaac Schmeltzer, 42 points, vs Warren 2013
Derek Harden, 176, 2000
Derek Harden, 308, 1999-2001

Most TDs, Game
Most TDs, Season

Isaac Schmeltzer, 7, vs Warren 2013
John Cosgrove, 29, 1994
Derek Harden, 29, 2000
Derek Harden, 51, 1999-2001

Most TDs, Career

Kicking Points, Game

Jordan Jackson, 10 vs Marietta, 1993

Kicking Points, Season

Matt Shaw, 10 at Warren, 1999

Kicking Points, Career

Adam Puhl, 68, 2000
Derek Montgomery, 68, 2009
Matt Shaw, 123, 1997-1999

Kicking

Most PATs, Game
Most PATs, Season
Most PATs, Career

Adam Puhl, 9 vs Jackson, 2000
Adam Puhl, 65, 2000
Adam Puhl, 104, 2000-2001

Most FGs, Game

Eleven Times at 2, Most recent was Derek Montgomery vs Warren, 2010 and Zanesville 2009

Most FGs, Season
Most FGs, Career

Josh Jackson, 11, 1991
Derek Montgomery, 16, 2009-2010

Longest FG Made
Longest Punt

Josh Jackson, 47 yds vs Zanesville, 1991
Johnny Conrad, 63 yds vs Pt. Pleasant, 2000
Joe Karshner, 70 yds at Jackson, 1938

Interceptions

Most INTs, Game

Mutiple Tied at 3, most recent Lucas Wright vs. Portsmouth 2007

Most INTs, Season

Greg Poston, 11, 1967

Most INTs, Career
Longest INT Return

Chad Zimmerman, 11, 1993
Lucas Wright, 17, 2005-2007

Evan DeLong, 101 yards, vs Loudonville 2013

Kick Returns

Longest Kick-Off Return (for TD)

Bill Shaw, 95 yards, vs Glouster 1939
Alex Clutter, 95 yds, at Watkins Mem., 1995
Isaac Schmeltzer, 95 yds, vs Teays Valley, 2013
Nick Maniskas, 87 yards vs Jackson, 1987

Longest Punt Return (for TD)

LoganFootball.com Media Guide/Game Notes 18
Week Two VS Tri-Valley

Miscellaneous

Most Consecutive Games Played

Robbie Johnson, 37 games, 1960-1963
Bob Stewart, 37 games, 1960-1963
Dean Jordan, 89 yards, vs Lancaster, 2014

Longest fumble return (for TD)

Team Records

Passing

Most Attempts, Game

42, vs Lancaster, 2014

Most Attempts, Season

336, 2009

Most Passing Yards, Game

390, at Gallia Academy, 2009

Most Passing Yards, Season

2832, 2009

Most Completions, Game

28 vs Pickerington North, 2009

Most Completions, Season

209, 2009

Most Passing TDs, Game

5, 3X, most recent at Gallipolis, 2015

Most Passing TDs, Season

28, 2009

Rushing

Most Rushing Attempts, Game

74, vs New Lexington, 1980

Most Rushing Attempts, Season

553, 2000

Most Rushing Yards, Game

562, vs Portsmouth, 2013

Most Rushing Yards, Season

3050, 2000

Most Rushing TDs, Game

9, at Warren, 2006

Most Rushing TDs, Season

49, 2000

Total Yardage

Most Total Yardage, Game

649, at Athens, 2015

Most Total Yardage, Season

4974, 2000

Scoring

Most Points, Quarter

42 vs Marietta, 2007

Most Points, Game

81 vs New Lexington, 1920

Most Points, Season

519, 2000

Least Points, Season

21, 1929

Most Points Allowed, Game

62 vs Columbus West, 1930

Most Points Allowed, Season

337, 2017

Least Points Allowed, Season

12, 1933

Victories

Most Wins, Season

12

Most Consecutive Wins

18, 1963-1965

Most Consecutive Wins, Reg. Season

29, 1999-2001

29, 2007-2009

Most Consecutive SEOAL Wins

34, 2004-2009

Largest Winning Margin

81 vs New Lexington, 1920

Largest Win via Shut-Out

81-0 vs New Lexington, 1920

Defeats

Most Losses, Season

9, 2011

Most Consecutive Losses

9; twice, 1953-54 and 2011-12

Largest Losing Margin

58, vs Dublin Jerome (58-0), 2016

Largest Loss via Shut-Out

58-0 vs Dublin Jerome, 2016

First Downs

Most 1st Downs, Game

27, vs Athens, 1986

27, at Athens, 2015

Most 1st Downs, Season

262, 2000

Logan Football Starting Line-Up (09/06/2019 VS Teays Valley)

Offense

QB	7	Braeden Spatar	5-10	180lbs	SR	
RB	24	Caden McCarty	6-0	170lbs	JR	
RB	28	Colton Ruff	5-10	195lbs	SR	
SL	2	Jonny McClelland	6-0	165lbs	JR	
R	9	Colten Castle	5-9	135lbs	SR	
R	3	Garrett Mace	5-10	160lbs	SR	OR...
R	13	Brandon Heft	6-2	150lbs	JR	
RT	78	Keiton Arledge	6-2	295lbs	Soph	
RG	65	Trevor Wyckoff	6-1	285lbs	SR	
C	79	Carson Miller	5-9	240lbs	SR	
LG	55	Sam Kisor	5-11	220lbs	SR	
LT	66	Logan Vincent	6-2	265lbs	SR	

Other Offensive Players:

SL/R	1	Traten Poling	6-0	180lbs	Soph	
RB	6	Jared Justice	6-0	200lbs	Soph	
TE	34	Nick Anderson	5-10	190lbs	SR	
TE	80	Henry Pierce	6-1	180lbs	JR	

Defense

DE	34	Nick Anderson	6-1	210lbs	SR	OR...
DE	55	Sam Kisor	5-11	220lbs	SR	
NG	51	Josh Chapin	5-11	240lbs	SR	OR...
NG	65	Trevor Wyckoff	6-1	285lbs	SR	
DT	73	Dakota Banik	6-1	270lbs	SR	
DE	80	Henry Pierce	6-1	180lbs	JR	
OLB	7	Braeden Spatar	5-10	180lbs	SR	
ILB	28	Colton Ruff	5-10	195lbs	SR	
ILB	38	Cody Carrell	5-8	165lbs	JR	
ADJ	2	Jonny McClelland	6-0	165lbs	JR	
CB	9	Colten Castle	5-9	135lbs	SR	
CB	3	Garrett Mace	5-10	160lbs	SR	OR...
CB	13	Brandon Heft	6-2	150lbs	JR	
FS	24	Caden McCarty	6-0	170lbs	JR	

Other Defensive Players:

OLB	1	Traten Poling	6-0	180lbs	Soph	
OLB	6	Jared Justice	6-0	200lbs	Soph	
LB	58	Quinn Walsh	6-0	195lbs	JR	
DL	76	Mason Linton	5-9	260lbs	Soph	

Specialists:

PK	5	Israel Bookman	5-10	130lbs	SR	
HO	9	Colten Castle	5-9	135lbs	SR	
LS	58	Quinn Walsh	6-0	195lbs	JR	
P	10	Ian Frasure	5-10	150lbs	JR	
LS	50	Carson Hodson	6-0	185lbs	Soph	
KR	24	Caden McCarty	6-0	170lbs	JR	
KR/PR	2	Jonny McClelland	6-0	165lbs	JR	

Teays Valley Football Starting Line-Up (09/06/2019 AT Logan)

Offense

QB	3	Tristan McDanel	6-0	190lbs	SR
RB	29	Chance Littler	5-10	170lbs	JR
FB	37	Gage Weiler	6-2	195lbs	SR
R	7	Dale Hubbard	6-0	170lbs	SR
R	2	Clayton Knox	6-1	165lbs	SR
R	23	Camden Primmer	6-1	180lbs	JR
RT	51	Zion Bowling	6-1	190lbs	JR
RG	70	Evan McKenzie	5-8	170lbs	Soph
C	77	Kade Kirkpatrick	6-0	240lbs	SR
LG	53	AJ Moniaci	6-2	260lbs	Soph
LT	66	Lucas Breniser	6-5	310lbs	SR

Other Offensive Players:

RB	8	Josiah Roese	5-10	165lbs	SR
R	11	Sam Speakman	6-3	160lbs	JR
RB	21	Landyn Brown	5-8	160lbs	JR
TE	32	Eli Burgett	6-3	205lbs	JR
FB	35	Hunter Young	5-6	190lbs	JR
OL	50	Nathan James	6-4	240lbs	JR
OG	52	Carter Miller	5-7	210lbs	Soph
OT	58	Luke Bullock	6-0	205lbs	Soph

Defense

DE	51	Zion Bowling	6-1	190lbs	JR
DT	35	Hunter Young	5-6	190lbs	JR
DT	66	Lucas Breniser	6-5	310lbs	SR
DE	32	Eli Burgett	6-3	205lbs	JR
OLB	4	Michael Struckman	5-10	160lbs	SR
ILB	37	Gage Weiler	6-2	195lbs	SR
ILB	5	Jeremiah Thompson	5-8	180lbs	JR
CB	2	Clayton Knox	6-1	165lbs	SR
Safety	12	Peyton Weiler	5-10	165lbs	Soph
Safety	18	Riely Weiss	6-0	160lbs	SR
Hybrid	7	Dale Hubbard	6-0	170lbs	SR
CB	23	Camden Primmer	6-1	180lbs	JR

OR...

Other Defensive Players:

LB	17	Cooper Booth	6-0	185lbs	JR
DL	38	William Akers	5-10	200lbs	Soph
DL	53	AJ Moniaci	6-2	260lbs	Soph

Specialists:

PK	22	Cale Clifton			Frosh
HO	23	Camden Primmer	6-1	180lbs	JR
LS	51	Zion Bowling	6-1	190lbs	JR
P	15	Reese Sauerbrun	5-11	160lbs	Soph

PR/KR	7	Dale Hubbard	6-0	170lbs	SR
PR/KR	2	Clayton Knox	6-1	165lbs	SR