

GAME DAY

**LOGAN
VS
COLUMBUS EAST**

**FRIDAY
OCT. 16, 2020
7:00 PM**

**LOGAN CHIEFTAIN
STADIUM
LOGAN, OH**

**SERIES HISTORY:
EAST LEADS 2-1**

Sp Adobe Spark

Table of Contents

Pg. 2	“The Last Time...”
Pg. 3	Logan Chieftain Stadium Records
Pgs. 4-5	LHS Varsity Schedule and Match-up Facts
Pgs. 6-7	Logan Varsity Roster, Coaches, Facts, Varsity/JV/Frosh Schedules
Pg. 8	Columbus East Varsity Roster, Coaches, Varsity Schedule
Pg. 9	LHS-East Series History; LHS Vs Columbus City League History
Pgs. 10-11	Game Notes
Pgs. 12-13	Logan two-deep
Pg. 14	Logan Stats
Pgs. 15-17	Logan HS individual & team records
Pg. 18	Logan projected starting line-up
Pg. 19	Columbus East projected starting line-up

2020 Chieftain Opponents:

Jackson Vs Tri-Valley (DIII, Reg. 11)
 Amanda-Clearcreek At Liberty Union (DV, Reg. 19) (Saturday)
 Warren Vs John Glenn (DIV, Reg. 15) (Saturday)
 Logan Elm At Licking Valley (DIV, Reg. 15) (Saturday)
 Watkins Memorial At Westerville South (DII, Reg. 7)
 Big Walnut At Dublin Scioto (DII, Reg. 7)
 Maysville Vs Morgan
 Sheridan Vs Columbus South (DIII, Reg. 11)



Logan Football “The last time”

Last kick-off return for TD:	2015, Jenson Wallace, 89-yards, at Nelsonville-York
Last opponent kick-off return for TD:	2020, Jaleel Sales, 81-yards, at Watkins Memorial
Last punt return for TD:	2015, Brady Walsh, 58-yards, at Gallipolis
Last opponent punt return for TD:	2017, Blaze Bean, 39-yards, vs Teays Valley
Last interception return for TD:	2019, Colten Castle, 60-yards, at Athens
Last opponent interception return for TD:	2020, Macon Perrill, 54-yards, vs Jackson
Last fumble return for TD:	2017, Conner Ruff, 0-yards, vs Meigs
Last opponent fumble return for TD:	2020, Christian Takatch, 0-yards, at Big Walnut
Last blocked punt return for TD:	2020, Caden McCarty, 0-yards, at Watkins Memorial
Last opponent blocked punt return for TD:	2018, Ty'Riek Smith, 31 yards, vs Garfield Hts
Last time Logan kicked a field goal:	2019, Zach Chapin, 24-yards, at Athens
Last time an opponent kicked a field goal:	2020, Jonathan Weaver, 25 yards, at Amanda-CC
Last time Logan recorded a safety:	2010, bad snap kicked out of endzone by QB, at Warren
Last time an opponent recorded a safety:	2017, punter tackled in endzone, at Chillicothe
Last 200+ yard rushing game:	2018, Preston Yates, 243 yards, at Waverly
Last opponent 200+ yard rushing game:	2017, Dylan Caldwell, 202 yards, at Hamilton Ross
Last time 2 players rushed for 100+ yards:	2019, Caden McCarty (157) and Braeden Spatar (117) at Chillicothe
Last time opp. had 2 players rush for 100+ yards:	2014, Jerry King (163), Ryan Fitchpatrick (120), and Harrison Taylor (110), vs Lancaster
Last player to rush for 3 or more TDs:	2019, Braeden Spatar (3), vs Meigs
Last opposing player to rush for 3 or more TDs:	2019, Jordan Pantaleo (3), at Tri-Valley
Last 250+ yard passing game:	2015, Lane Little (259), at Gallipolis
Last opponent 250+ yard passing game:	2020, Kurt Taylor (257), vs Warren
Last player to throw for 3+ touchdowns:	2018, Braeden Spatar (3), at Meigs
Last opposing player to throw for 3+ touchdowns:	2020, Jagger Barnett (3), at Big Walnut
Last time Logan scored 50+ points:	Aug. 28, 2015 – at Athens, 61-49 win
Last time an opponent scored 50+ points:	Oct. 9, 2020 – at Big Walnut, 0-62 loss
Last time Logan recorded a shut-out:	Oct. 21, 2016 – vs Hamilton Ross, 23-0 win
Last time an opponent recorded a shut-out:	Oct. 9, 2020 – at Big Walnut, 0-62 loss

Logan Chieftain Stadium Records

Chieftains' Overall Record at "The Chief" – 29-37

First Game: Aug. 22, 2008, Logan vs Lancaster
First Points: Chris Dilger (Lancaster), 26-yard field goal
First Touchdown: Mason Mays (Logan), 6-yd pass from Patrick Angle, vs Lancaster

Individual Records

Rushing

Most Rushing Yards 275, Isaac Schmeltzer vs Warren, 2013
Most Rushing Attempts 35, Daniel Bangura (Harvest Prep) vs Waterford, 2016
Most Rushing TDs 6, Jaylon Brown (St. Clairsville) vs Picketon, 2012
 6, Isaac Schmeltzer vs Warren, 2013
Longest Run from Scrimmage: 99, Bryce McBride vs Portsmouth, 2013

Passing

Most Passing Yards 469, Grant Russell (Newark), 2013
Most Completions 27, Patrick Angle, vs Pickerington North, 2009
Most Attempts 43, Joe Burrow (Athens), vs Marion-Franklin, 2013
Most Passing TDs 5, Joe Burrow (Athens), vs St. Francis DeSales, 2014
 5, Lane Little, vs Cambridge, 2015
Longest Completion 92, Kelly Long to Sean Wotring, vs Jackson, 2011

Receiving

Most Receptions 14, Zach McDaniel, vs Pickerington North, 2009
 14, Darius Shackleford (Newark), 2013
Most Receiving Yards 269, Darius Shackleford (Newark), 2013
Most Touchdown Receptions **3, Five times, most recent:**
Evan Gandee (Warren), 2020
Longest Reception 92, Kelly Long to Sean Wotring, vs Jackson, 2011

Special Teams

Longest Kick-off return for TD 97, Johnnie Charles (Portsmouth), 2013
Longest Punt return for TD 76 yards, Chris McNally (St. Francis DeSales), 2016
Longest Field Goal 52 yards, Domonic DiMaccio (DeSales), 2016

Defensive

Most Interceptions 2, three times, most recent:
 Cameron Cook (Chillicothe), vs Chillicothe, 2018
 101, Evan DeLong, vs Loudonville, 2013
Longest Interception Return for TD

Miscellaneous

Longest Play from Scrimmage 99, Bryce McBride run vs Portsmouth 2013
Longest fumble return for touchdown 89, Dean Jordan, vs Lancaster, 2014
Most Total Touchdowns 7, Isaac Schmeltzer vs Warren, 2013

Team Records

Most Rushing Yards 562, Logan vs Portsmouth, 2013
Most Passing Yards 469, Newark vs Logan, 2013
Most Total Yards 589, Logan vs Portsmouth, 2013
Most Combined Rushing Yards 715, Logan vs Portsmouth, 2013
Most Combined Passing Yards 617, Logan vs Cambridge, 2015
Most Combined Total Yards 974, Logan vs Portsmouth, 2013







Scoring

Most Points in a Game 59, St Clairsville 59, Picketon 27, 2012
Most Points (Combined) 107, Athens 55, Tri-Valley 52 (OT), 2013
Most Points in a Quarter (1 team) 30, Logan 30, Chillicothe 7, 2009
 30, Dublin Jerome 30, Logan 0 - 2016
Most Points in a Quarter (combined) 37, Logan 30, Chillicothe 7, 2009



2020 Logan Chieftains Varsity Football Schedule



 Jackson Ironmen	<p>Aug. 28, 2020 7:00 PM AT Logan Chieftain Stadium Logan, OH</p> <p>Loss, 14-48</p>	 Jackson Ironmen
<p>98th Meeting ----- Last Meeting: 2020 (14-48 loss) ----- Jackson leads 47-46-4 ----- Jackson has won five straight</p>		
 Amanda-Clearcreek Aces	<p>Sept. 4, 2020 7:00 PM AT "The Pit" Amanda, OH</p> <p>Loss, 12-17</p>	 Amanda Clearcreek Aces
<p>1st ----- Last Meeting: 2020 (12-17 loss) ----- A-C leads 1-0 ----- A-C won the last meeting</p>		
 Warren Warriors	<p>Sept. 11, 2020 7:00 PM AT Logan Chieftain Stadium Logan, OH</p> <p>Loss, 14-28</p>	 Warren Warriors
<p>34th Meeting ----- Last Meeting: 2020 (14-28 loss) ----- Logan leads 27-6 ----- Warren won the last meeting</p>		
 Bloom-Carroll Bulldogs	<p>Sept. 18, 2020 7:00 PM AT Logan Chieftain Stadium Logan, OH</p> <p>Loss, 00-14</p>	 Bloom-Carroll Bulldogs
<p>1st Meeting ----- Last Meeting: 2020 (0-14 loss) ----- B-C leads 1-0 ----- Bloom-Carroll won the last meeting</p>		
 Logan Elm Braves	<p>Sept. 25, 2020 7:00 PM AT Logan Elm Field Circleville, OH</p> <p>Loss, 21-48</p>	 Logan Elm Braves
<p>1st Meeting ----- Last Meeting: 2020 (21-48 loss) ----- LE leads 1-0 ----- Logan Elm won the last meeting</p>		

 Watkins Memorial Warriors	<p>Oct. 2, 20120 7:00 PM AT WM Ascena Field Pataskala, OH</p> <p>Loss, 21-32</p>	 Watkins Memorial Warriors
<p>2nd Meeting ----- Last Meeting: 2020 (21-32 loss) ----- Watkins leads 2-0 ----- Watkins won the last two meetings</p>		
 Big Walnut Eagles	<p>Oct. 9, 2020 7:00 PM AT Big Walnut Stadium Sunbury, OH</p> <p>OHSAA DII, R7 Playoffs</p> <p>Loss, 00-62</p>	 Big Walnut Eagles
<p>1st Meeting ----- Last Meeting: 2020 (0-62 loss) ----- Big Walnut leads 1-0 ----- Big Walnut won the last meeting</p>		
 Columbus East Tigers	<p>Oct. 16, 2020 7:00 PM AT Logan Chieftain Stadium Logan, OH</p>	 Columbus East Tigers
<p>4th Meeting ----- Last Meeting: 1925 (9-0 win) ----- East leads 2-1 ----- Logan won the last meeting</p>		
 Maysville Panthers	<p>Oct. 23, 2020 7:00 PM AT Logan Chieftain Stadium Logan, OH</p>	 Maysville Panthers
<p>4th Meeting ----- Last Meeting: 2019 (14-12 win) ----- Logan leads 3-0 ----- Logan won the last three meetings</p>		
 Sheridan Generals	<p>Oct. 30, 2020 7:00 PM AT Paul Culver Stadium Thornville, OH</p>	 Sheridan Generals
<p>4th Meeting ----- Last Meeting: 2019 (14-7 loss) ----- Sheridan leads 3-0 ----- Sheridan won the last three meetings</p>		



2020 Logan Chieftains Varsity Football Roster

No.	Name	Class	Height	Weight	Position
1	Izaak Swope	10	5-8	135	WR/DB
2	Jonny McClelland *	12	6-0	175	WR/DB Capt.
3	Alex Thompson	10	5-7	150	WR/DB
4	Tyler Dawson	10	5-5	170	RB/LB
5	Kole Allman	10	5-10	170	TE/DL
6	Hunter Hill	10	6-0	150	WR/DB
7	Brayden Sturgell	10	6-0	155	QB/DB
8	Nick Hazelwood	12	6-1	170	WR/LB
9	Easton Castle	10	5-4	135	WR/DB
10	Ian Frasure *	12	5-10	155	QB/DB Capt.
11	Owen Angle *	11	6-1	165	WR/DB
12	Trace Sigafoose	11	5-8	155	WR/DB
13	Brandon Heft *	12	6-2	165	WR/DB
14	Kaiden Patton	11	5-11	150	WR/DB
16	Phillip Fraley	10	5-7	150	WR/DB
17	Zach Chapin *	10	6-0	190	PK
18	Ryan Harden	10	5-11	170	WR/LB
19	Justin Mustard *	11	6-0	165	TE/LB
20	Cody Hatfield	11	6-0	180	WR/LB
21	Varik Fick	10	5-11	150	RB/DB
22	Kenton Nester	11	5-7	150	WR/DB
23	Simon Pierce	10	6-5	170	TE/DL
24	Caden McCarty *	12	6-0	185	RB/DB Capt.
25	JD Turner	10	5-9	190	RB/LB
26	Chase Sharp	11	5-5	140	WR/DB
27	Robby Leffler	10	6-1	165	TE/LB
28	Wyatt Woodgeard	9	5-8	135	QB/DB
29	Everett Marcum	9	5-7	135	WR/DB
30	Jacob Konkler	9	5-10	150	WR/LB
31	Traten Poling *	11	6-0	190	WR/LB Capt.
32	Glenny Harris	9	5-8	145	WR/DB
33	Dakota Knight	9	5-9	145	WR/DB
35	Campbell Kernen	9	5-5	135	WR/LB
36	Gavin Sauer	9	5-8	130	WR/LB
38	Cody Carrell	12	5-8	170	RB/LB
40	Brayden Griffin	9	6-0	140	WR/DB
44	Jack Brown	9	5-8	150	RB/LB
50	Carson Hodson *	11	6-1	215	OL/DL
51	Cayden Alford	10	6-5	200	OL/DL
52	Connor Carrier	10	5-10	220	OL/DL
53	Owen Linton	9	5-8	190	OL/DL
54	Tyler Kost *	12	6-1	185	OL/DL
56	Anthony McCune	10	5-10	250	OL/DL
57	Kaden Wyckoff	9	5-10	250	OL/DL
58	Quinn Walsh *	12	6-1	230	OL/LB Capt.
59	Daniel Miller	10	6-3	230	OL/DL
60	Cason Downard	10	6-0	250	OL/DL
61	Isaiah Campbell	11	6-0	230	OL/DL
62	Lane Welker	12	6-4	290	OL/DL
64	Mason Linton	11	5-8	235	OL/DL

66	Christian Blount	11	5-10	165	OL/DL
67	Kody Yates	9	5-8	180	OL/DL
68	Collin Tomack	9	5-6	170	OL/DL
69	Aiden Hite	9	6-2	250	OL/DL
70	Troy Vermillion	10	6-0	265	OL/DL
71	Lane Vorhees	10	6-0	230	OL/DL
72	Trevor Atkins	9	5-10	165	OL/DL
73	Andrew Combs	9	6-0	300	OL/DL
74	Avery Linton	9	5-9	190	OL/DL
75	Dawson Pickens	10	6-1	270	OL/DL
76	Devan Brooks	9	5-7	150	OL/LB
77	Dalton Brooks	10	5-9	195	OL/LB
78	Keiton Arledge *	11	6-3	330	OL/DL
79	Leiland Everett	9	5-7	150	OL/LB
80	Henry Pierce **	12	6-2	190	TE/DL Capt.
81	Lucas Wolfe	9	5-10	150	TE/DL
82	Julian Harris	9	5-7	130	WR/LB
86	Ian Allen	12	6-2	175	TE/DL
88	Cody Wyckoff	10	5-11	175	TE/DL

* = Letters Earned

All-Time School Record: 572-403-37

Head Coach: Mike Eddy (Fairmont State University, 2nd season at LHS, 56-65 overall and 4-13 at LHS)

Asst. Coaches: Jim Huntsberger (Special teams coordinator; wide receivers, defensive ends); Josh Sturgell (LHS '04; tight ends & outside linebackers); Pat Walsh (LHS '89; offensive line & inside linebackers); Kelly Wolfe (LHS '87; offensive coordinator; quarterbacks & defensive backs); Tim Woodgeard (LHS '95; offensive line, defensive tackles, Freshman coach); Herb Hufford

2020 Varsity Schedule

Date	Opponent	Location	Time-Result
Aug. 28	Jackson	LOGAN	Loss, 14-48
Sept. 4	Amanda-Clearcreek	Away	Loss, 12-17
Sept. 11	Warren	LOGAN	Loss, 14-28
Sept. 18	Bloom-Carroll	LOGAN	Loss, 00-14
Sept. 25	Logan Elm	Away	Loss, 21-48
Oct. 2	Watkins Memorial	Away	Loss, 21-32
Oct. 9	Big Walnut (OHSAA Playoffs)	Away	Loss, 00-62
Oct. 16	Columbus East	LOGAN	7:00 PM
Oct. 23	Maysville	LOGAN	7:00 PM
Oct. 30	Sheridan	Away	7:00 PM

2020 Junior Varsity Schedule

Date	Opponent	Location	Time-Result
Mon. 8/31	Jackson	Jackson	Loss, 00-28
Sat. 9/5	Amanda-Clearcreek	Logan	WIN, 28-00
Mon. 9/14	Warren	Warren	WIN, 18-12
Sat. 9/19	Bloom-Carroll	Carroll	Loss, 20-36
Mon. 9/28	Logan Elm	Logan	WIN, 54-00
Mon. 10/5	Watkins Memorial	Logan	WIN, 14-06
Mon. 10/12	Sheridan	Logan	Loss, 06-14
Sat. 10/17	Meigs	Logan	10:00 AM
Sat. 10/24	Maysville	Maysville	10:00 AM

2020 Freshman Schedule

Date	Opponent	Location	Time-Result
Mon. 9/14	Sheridan	Logan	Loss, 06-46
Thurs. 10/1	Watkins Memorial	Logan	Loss, 06-36
Thurs. 10/22	Jackson	Logan	5:30 PM

2020 Columbus East Tigers Varsity Roster

No.	Name	Class	HT	WT	Pos.
2	Ishmeal Spann-Bowers	10	5-9	175	WR/DB
3	Jeremiah Thomas	12	6-0	185	WR/DB
4	Isaac Ortiz	12	6-1	219	TE/DE
5	Malachi Williams	11	6-4	190	QB/DB
6	Michael Hereford	12	5-11	173	RB/DB
11	Preist Jackson	10	5-10	165	WR/DB
12	Wayne Lindsey III	10	5-10	180	WR/DB
13	Solomon Vaughn	10	6-0	170	WR/DB
15	Michael Pryor	10	5-10	225	RB/LB
16	Noah Hill	9	5-8	145	WR/DB
18	James Copas	10	5-9	200	RB/LB
19	James Hardin	10	5-10	168	WR/DL
20	Javier Salas	12	5-9	160	K
23	Kamron Roberts	11	5-9	220	RB/LB
24	Jaysean Dean	9	5-8	158	WR/DB
26	Xayvion Brooks	12	6-5	255	TE/DE
28	Kemua Laws	10	5-10	180	RB/LB
31	James Whatley	10	5-10	200	RB/LB
33	Zion Andrews	9	6-0	170	WR
50	Briston Harris	11	5-11	190	OL/DL
51	Junior Breaston	10	6-2	270	OL/DL
52	Anthony Shields	9	6-0	190	OL/DL
53	Jonathan Scott	11	6-2	268	OL/DL
54	Andre Green	11	6-5	280	OL/DL
55	Khalil Jones	12	6-5	320	OL/DL
73	Unishyis Grimes	10	5-11	200	OL/DL
74	Jayden Oliver	12	6-4	395	OL/DL
75	Ashor Gibbs	10	5-9	200	OL/DL

Head Coach: Mike Bell (1st season at East; 1-3 overall)

Asst. Coaches:

2020 Varsity Football Schedule

Date	Opponent	Location	Time/Result
09/19	Independence (Columbus)	Home	Loss, 12-58
09/25	Beechcroft (Columbus)	Away	Loss, 24-34
10/03	Linden McKinley (Columbus)	Away	WIN, 14-06
10/10	Warren (OHSAA Playoffs)	Away	Loss, 00-45
10/16	Logan	Away	7:00 PM

Logan Vs Columbus East All-Time Series History (Since 1912)**Total Games:** 3**First Game:** 1921**Logan Wins:** 1**Columbus East Wins:** 2**Total Score:** Logan 9 (3 per game), Columbus East 44 (14.67 per game)**Last Logan Win:** 1925 (9-0 at Logan)**Last Columbus East Win:** 1923 (26-0 at Logan)**Current Streak:** Logan won the last meeting

Year	Location	Winning Team	Score
1921	Columbus East	Columbus East	00-18
1923	Logan (Fairgrounds)	Columbus East	00-26
1925	Logan (Hilltop)	Logan	09-00
2020	Logan		

Logan Vs the Columbus City League All-Time (Since 1912)**Total Games:** 18**Logan Wins:** 7**Opponent Wins:** 11**Total Score:** Logan 232 (13 per game), Opponents 302 (17 per game)**Game By Game Results:**

Year	Opponent	Result	Score
1915	West	Loss	13-14
1921	East	Loss	00-18
1923	East	Loss	00-26
1925	East	WIN	09-00
1930	West	Loss	07-62
1936	South	Loss	00-14
1937	South	Loss	06-19
1962	Whetstone	WIN	08-06
1963	Whetstone	Loss	08-16
1979	Central	WIN	16-00
1983	Beechcroft	Loss	03-13
1983	Centennial	WIN	27-12
1984	Beechcroft	Loss	02-33
1984	Centennial	WIN	32-14
1985	West	WIN	17-07
1985	Walnut Ridge	WIN	48-00
2009	Brookhaven	Loss	10-21
2012	Northalnd	Loss	26-32 (OT)
2020	East		

Game Notes:

- **Tonight's Match-up** Tonight is the fourth ever meeting between Logan and Columbus East, however, this will be the first matchup in 95 years. The two teams met in Columbus in 1921 with the Tigers prevailing 18-0. They met in Logan in 1923 and 1925 splitting those matchups.

Logan enters the game winless in seven tries, their worst start in school history. Additionally, the team's 62-0 playoff loss to Big Walnut last week was the worst defeat inflicted on an LHS squad and equaled the most points allowed in school history. The Chieftains also lost to Jackson (14-48), Amanda-Clearcreek (12-17), Warren (14-28), Bloom-Carroll (0-14), Logan Elm (21-48), and Watkins Memorial (21-32).

Columbus East, like the rest of the Columbus City League, got a late start to the season due to COVID-19 protocols. The Tigers opened with losses to Independence (12-58) and Beechcroft (24-34) before topping Linden McKinley (14-6). They made their second ever postseason appearance last week, falling to Warren 45-0 in the Division IV, Region 15 playoffs. Mike Bell is in his first season as head coach at East.

- **Logan vs the City League** This will be Logan's 19th game against a team from the Columbus City League, and fourth against the East Tigers. The Chieftains are 7-11 all-time against schools from the capital city league. This is Logan's first matchup against a City League school since 2012 (a 32-26 overtime loss to Northland) and only the third since 1985.
- **Home again** While the Chieftains are home for the first time after a three-game road stretch, East HS will join rare company by playing the Chieftains at three different home venues.

The Tigers played the Chieftains at the Hocking County Fairgrounds in 1923, at Bill Sauer Field in 1925, and will now play at Logan Chieftain Stadium. The 1925 matchup was the original dedication game on the Hilltop field that would later be named "Bill Sauer Field." The Chieftains upset the heavily favored Tigers that afternoon 9-0 on their way to an outstanding 8-2 season.

- **You are looking live** Fans can live stream tonight's game two different ways. An audio feed is available at <http://www.983samfm.com> with Scott Vermillion on the call while LHS-TV2 will have a video feed available for \$10 at <http://www.plicktv.com>.

- **Who to watch: Logan** Logan's offense struggled to move the football last Friday at Big Walnut as they were held scoreless and to only two first downs. *Caden McCarty* is the team's leading rusher with 439 yards and three touchdowns on 105 carries while *Traten Poling* leads the team with 21 receptions for 320 yards and three scores while also adding 48 yards and two touchdowns on the ground. Both players have scored a team high 32 points.

Defensively *Henry Pierce* has been a consistent force from his defensive end spot recording 50 tackles including five for loss and three sacks. Linebacker *Justin Mustard* has emerged as a consistent tackler recording 38 stops. Sophomore defensive back *Brayden Sturgell* can play anywhere in the secondary.

- **Who to watch: East** The Tigers offense looks to exploit opposing defenses in space and over the top thanks to the speed of receivers *Ishmeal Spann-Bowers* and *Jeremiah Thomas*. Quarterback *Malachi Williams* is a dual threat. The offensively line is massive, especially the left side of *Jaydon Oliver* (6-4, 395) and *Khalil Jones* (6-5, 320).

Defensively *Thomas* is a hybrid linebacker-defensive back while end *Xayvion Brooks* stands out. Safety *Solomon Vaughn* has great range from his free safety post.

- **House that Harley Built** There is little doubt that East High School's most famous football alum is Charles "Chic" Harley. Harley, a collegiate All-American at Ohio State, helped put Buckeye football on the map in the late nineteen teens. Harley was so influential that his star turn as a Buckeye halfback helped inspire the university to built Ohio Stadium. In addition to being nicknamed "The Horseshoe," the old stadium has also been referred to as "the House that Harley Built." East plays their home games on Harley Field on the east side of Columbus.
- **On this date** This will be the fifteenth Chieftain football game ever played on October 16th, with Logan holding a 7-6-1 record. The losses include a forfeit to Portsmouth due to the use of an ineligible player. The first game played on Oct. 16 was a 13-0 win over Athens in 1915 and the most recent was a 44-7 loss to St. Francis DeSales in 2015.

Previous Oct. 16 Games:

1915 – Logan 13, (VS) Athens 0	1970 – Logan 42, (VS) Waverly 12
1926 – Logan 0 (VS) Portsmouth 2 *	1981 – Logan 0, (VS) Gallipolis 29
1931 – Logan 12, (AT) Athens 13	1987 – Logan 30, (VS) Gallipolis 15
1942 – Logan 0, (AT) Jackson 7	1992 – Logan 17, (VS) Jackson 14
1953 – Logan 6, (VS) Pomeroy 18	1998 – Logan 3, (AT) Marietta 0
1959 – Logan 16, (VS) Gallipolis 18	2009 – Logan 31, (AT) Warren 15
1964 – Logan 38, (AT) Jackson 6	2015 – Logan 7, (AT) DeSales 44

*= Logan won 13-6 but were later forced to forfeit due to the use of an ineligible player

2020 Logan Football Two-Deep*Offense*

QB	10	Ian Frasure	5-10	155lbs	SR
		<i>67-141 passing, 832 yards, 6TDs, 12 INTs; 55 carries, 155 yards</i>			
	7	Brayden Sturgell	6-0	155lbs	Soph
		<i>1-1 passing, (-1) yards; 4 carries, 27 yards</i>			
RB	24	Caden McCarty	6-0	185lbs	SR
		<i>105 carries, 439 yards 3TDs; 12 receptions, 66 yards, TD</i>			
	31	Traten Poling	6-0	190lbs	JR
		<i>11 carries, 48 yards, 2TDs; 21 receptions, 320 yards, 3TDs</i>			
H-Back	31	Traten Poling	6-0	190lbs	JR
		<i>11 carries, 48 yards, 2TDs; 21 receptions, 320 yards, 3TDs</i>			
	80	Henry Pierce	6-2	190lbs	SR
		<i>5 receptions, 20 yards</i>			
Slot	2	Jonny McClelland	6-0	175lbs	SR
		<i>18 receptions, 210 yards; 1 carry, 0 yards</i>			
	31	Traten Poling	6-0	190lbs	JR
		<i>21 receptions, 320 yards, 3TDs; 11 carries, 48 yards</i>			
Receiver	13	Brandon Heft	6-2	165lbs	SR
		<i>2 receptions, 69 yards, TD; 1 carry, 6 yards</i>			
	6	Hunter Hill	6-0	150lbs	Soph
		<i>3 receptions, 42 yards, TD</i>			
Receiver	7	Brayden Sturgell	6-0	155lbs	Soph
		<i>5 receptions, 86 yards; 4 carries, 27 yards</i>			
	21	Varik Fick	5-11	150lbs	Soph
		<i>9 carries, 67 yards</i>			
TE	19	Justin Mustard	6-0	165lbs	JR
	80	Henry Pierce	6-2	190lbs	SR
		<i>5 receptions, 20 yards</i>			
RT	51	Cayden Alford	6-5	200lbs	Soph
	62	Lane Welker	6-4	290lbs	SR
RG	50	Carson Hodson	6-1	215lbs	JR
	77	Dalton Brooks	5-9	195lbs	Soph
C	54	Tyler Kost	6-1	185lbs	SR
	58	Quinn Walsh	6-1	230lbs	SR
LG	58	Quinn Walsh	6-1	230lbs	SR
	77	Dalton Brooks	5-9	195lbs	Soph
LT	78	Keiton Arledge	6-3	330lbs	JR
	61	Isaiah Campbell	6-0	230lbs	JR

2020 Logan Football Two-Deep*Defense*

DE	80	Henry Pierce	6-2	190lbs	SR
		<i>50 total tackles (27 solo); 5 for loss, 3 sacks, 2 CFs, 1 block</i>			
	61	Isaiah Campbell	6-0	230lbs	JR
		<i>8 total tackles (4 solo); 1 for loss, 1 sack</i>			
DT	50	Carson Hodson	6-1	215lbs	JR
		<i>35 total tackles (20 solo); 1 sack</i>			
	77	Dalton Brooks	5-9	195lbs	Soph
		<i>7 total tackles (2 solo)</i>			
NG	61	Isaiah Campbell	6-0	230lbs	JR
		<i>8 total tackles (4 solo); 1 for loss, 1 sack</i>			
	60	Cason Downard	6-0	250lbs	Soph
		<i>2 total tackles; 1 FR</i>			
DE	54	Tyler Kost	6-1	185lbs	SR
		<i>19 total tackles (6 solo); 2 sacks</i>			
	51	Cayden Alford	6-5	200lbs	Soph
		<i>8 total tackles (6 solo); 3 for loss</i>			
OLB	31	Traten Poling	6-0	190lbs	JR
		<i>22 total tackles (12 solo); 1 for loss, 1 CF, 1 PBU, 1 Block, 1 INT</i>			
	19	Justin Mustard	6-0	165lbs	JR
		<i>38 total tackles (20 solo); 1 PBU, 1 FR</i>			
ILB	58	Quinn Walsh	6-1	230lbs	SR
		<i>32 total tackles (15 solo); 2 for loss, 1 sack, 1 CF</i>			
	19	Justin Mustard	6-0	165lbs	JR
		<i>38 total tackles (20 solo); 1 PBU, 1 FR</i>			
ILB	19	Justin Mustard	6-0	165lbs	JR
		<i>38 total tackles (20 solo); 1 PBU, 1 FR</i>			
	38	Cody Carrell	5-8	170lbs	SR
		<i>29 total tackles (18 solo); 1 for loss, 1 sack, 1 CF, 1FR</i>			
SS (Adj)	7	Brayden Sturgell	6-0	155lbs	Soph
		<i>34 total tackles (25 solo); 2 for loss, 4 PBUs</i>			
	2	Jonny McClelland	6-0	175lbs	SR
		<i>33 total tackles (18 solo); 2 PBU, 2 FR</i>			
CB	2	Jonny McClelland	6-0	175lbs	SR
		<i>33 total tackles (18 solo); 2 PBU, 2 FR</i>			
	3	Alex Thompson	5-7	150lbs	Soph
		<i>6 total tackles (5 solo); 1 PBU</i>			
CB	10	Ian Frasure	5-10	155lbs	SR
		<i>29 total tackles (22 solo); 1 PBU, 1 CF</i>			
	13	Brandon Heft	6-2	165lbs	SR
		<i>2 total tackles (1 solo)</i>			
FS	24	Caden McCarty	6-0	185lbs	SR
		<i>55 total tackles (38 solo); 1 for loss, 3 PBUs, 1 CF, 4 blocks</i>			
	7	Brayden Sturgell	6-0	155lbs	Soph
		<i>34 total tackles (25 solo); 2 for loss, 4 PBUs</i>			



2020 Logan Varsity Football Stats



TEAM STATS	LHS	OPP
First Downs	74	124
Plays from Scrimmage	344	407
Rushing (Plays-Yards)	200-689	252-1154
Passing Yards	831	1352
Total Yards	1520	2506
Passes (Comp-Att-Yards)	68-144-12	92-155-1
Fumbles (No.-Lost)	14-6	17-6
Penalties (No.-Yards)	33-332	34-307

LOG – 07 – 040 – 21 – 14 - 082

OPP – 76 – 117 – 29 – 27 – 249

Rushing Leaders

Player	Attempts	Yards	TDs	Yards/Carry
Caden McCarty	105	439	3	4.18
Ian Frasure	55	155	0	2.82
Varik Fick	9	67	0	7.44
Traten Poling	11	48	2	4.36
Braden Sturgell	4	27	0	6.75
Alex Thompson	1	3	0	3.00
JD Turner	1	3	0	3.00
Jonny McClelland	1	0	0	0.00
Hunter Hill	5	(-8)	0	-1.60

Passing Leaders

Player	Comp.	Attempts	Yards	TDs	INTs
Ian Frasure	67	141	832	6	12
Brayden Sturgell	1	1	(-1)	0	0

Receiving Leaders

Player	Rec.	Yards	TDs
Traten Poling	21	320	3
Jonny McClelland	18	210	0
Caden McCarty	12	66	1
Brayden Sturgell	5	86	0
Henry Pierce	5	20	0
Hunter Hill	3	42	1
Brandon Heft	2	69	1
Owen Angle	1	15	0
Izaak Swope	1	3	0

Scoring Stats

Player	TDs	PAT	2P	FG	Total Points
Traten Poling	5	0	1	0	32
Caden McCarty	5	0	1	0	32
Hunter Hill	1	0	0	0	6
Brandon Heft	1	0	0	0	6
Ian Frasure	0	3	0	0	3
Zach Chapin	0	3	0	0	3



Logan Football Individual and Team Records



Individual Records

Passing

Most Attempts, Game

Most Attempts, Season

Most Attempts, Career

Lane Little, 40, vs Lancaster, 2014

Patrick Angle, 302, 2009

Patrick Angle, 596, 2007-2009

Most Completions, Game

Most Completions, Season

Most Completions, Career

Patrick Angle, 27 vs Pick. North, 2009

Patrick Angle, 193, 2009

Patrick Angle, 377, 2007-2009

Most Passing Yards, Game

Most Passing Yards, Season

Most Passing Yards, Career

Patrick Angle, 324 at Pick. North, 2008

Patrick Angle, 2546, 2009

Patrick Angle, 5,112, 2007-2009

Most Passing TDs, Game

Most Passing TDs, Season

Most Passing TDs, Career

Lane Little, 5, vs Cambridge, 2015

Lane Little, 5, at Gallipolis, 2015

Lane Little, 30, 2015

Patrick Angle, 51, 2007-2009

Best Completion %, Game (Atleast 10 att)

Best Completion %, Season (Atleast 100 att)

Best Completion %, Career (Atleast 200 att)

Patrick Angle, 1.00 (15-15), at Hamilton Twp, 2009

Patrick Angle, .639, 2009

Patrick Angle, .632, 2009

Fewest INTs, Season (atleast 70 att)

Fewest INTs, Career (atleast 300 att)

Consecutive passes w/o an interception

Nick Kost, 0 INTs, 2013

Lane Little, 8, 2015

Patrick Angle, 129 passes, 2009

Most Consecutive Completed Passes, Season

Most Consecutive Completed Passes, Game

Longest Completion (for Touchdown)

Patrick Angle, 17, vs Hamilton Twp (15) &

Gallia Academy (2), 2009

Patrick Angle, 15, vs Pickerington North, 2009

Patrick Angle, 15, at Hamilton Township, 2009

Chad Zimmerman, 96 yards v. Warren, 1994

Rushing

Most Rushing Yards, Game

Most Rushing Yards, Season

Most Rushing Yards, Career

Austin Rohr, 398 vs Marietta, 2003

Derek Harden, 1670, 2000

Kelly Wolfe, 3837, 1983-1986

Most Rushing Attempts, Game

Most Rushing Attempts, Season

Most Rushing Attempts, Career

Justin Frye, 42 vs Marietta, 2006

Derek Harden, 280, 2000

Kelly Wolfe, 638, 1983-1986

Most Rushing TDs, Game

Most Rushing TDs, Season

Most Rushing TDs, Career

Derek Harden, 6 vs Athens, 2001

Isaac Schmeltzer, 6 vs Warren, 2013

Derek Harden, 28, 2000

Derek Harden, 50, 1999-2001

Yards per carry, Game

Yards per carry, Season

Yards per carry, Career

John Cosgrove, 21.25 vs New Lex., 1994

John Cosgrove, 9.58, 1994

Bryce McBride, 8.43, 2013-2015

Most 100 yard games, Season

Most 200 yard games, Season

Most 200 yard games, Career

Wayne Bateman, 9, 1999

Derek Harden, 9, 2000

Justin Frye, 5, 2006

Austin Rohr, 6, 2001-2003

Justin Frye, 6, 2006-2007

Longest Run From Scrimmage (for TD)

Larry Bainter, 99 yards vs Middleport, 1960
 Bryce McBride, 99 yards vs Portsmouth, 2013

Receiving**Most Receptions, Game**

Zach McDaniel, 14, vs Pickerington North, 2008

Most Receptions, Season

Mason Mays, 60, 2009

Most Receptions, Career

Mason Mays, 121, 2007- 2009

Most Receiving Yards, Game

DJ Conrad, 260 vs Miami Trace, 1985

Most Receiving Yards, Season

Isaiah Smith, 1,044, 2015

Most Receiving Yards, Career

Mason Mays, 1,779, 2007-2009

Most TD Receptions, Game

Eric Cox, 4 vs River Valley, 1994

Most TD Receptions, Season

Isaiah Smith, 18, 2015

Most TD Receptions, Career

Isaiah Smith, 28, 2013-2015

Longest Reception (for TD)

Eric Cox, 96 yards vs Warren, 1994

Scoring**Most Points, Game**

Isaac Schmeltzer, 42 points, vs Warren 2013

Most Points, Season

Derek Harden, 176, 2000

Most Points, Career

Derek Harden, 308, 1999-2001

Most TDs, Game

Isaac Schmeltzer, 7, vs Warren 2013

Most TDs, Season

John Cosgrove, 29, 1994

Most TDs, Career

Derek Harden, 29, 2000

Derek Harden, 51, 1999-2001

Kicking Points, Game

Jordan Jackson, 10 vs Marietta, 1993

Kicking Points, Season

Matt Shaw, 10 at Warren, 1999

Kicking Points, Career

Adam Puhl, 68, 2000

Derek Montgomery, 68, 2009

Matt Shaw, 123, 1997-1999

Kicking**Most PATs, Game**

Adam Puhl, 9 vs Jackson, 2000

Most PATs, Season

Adam Puhl, 65, 2000

Most PATs, Career

Adam Puhl, 104, 2000-2001

Most FGs, Game

Eleven Times at 2, Most recent was Derek Montgomery vs Warren, 2010 and Zanesville 2009

Most FGs, Season

Josh Jackson, 11, 1991

Most FGs, Career

Derek Montgomery, 16, 2009-2010

Longest FG Made

Josh Jackson, 47 yds vs Zanesville, 1991

Longest Punt

Johnny Conrad, 63 yds vs Pt. Pleasant, 2000

Joe Karshner, 70 yds at Jackson, 1938

Interceptions**Most INTs, Game**

Mutiple Tied at 3, most recent Lucas Wright vs. Portsmouth 2007

Most INTs, Season

Greg Poston, 11, 1967

Most INTs, Career

Chad Zimmerman, 11, 1993

Longest INT Return

Lucas Wright, 17, 2005-2007

Evan DeLong, 101 yards, vs Loudonville 2013

Kick Returns**Longest Kick-Off Return (for TD)**

Bill Shaw, 95 yards, vs Glouster 1939

Alex Clutter, 95 yds, at Watkins Mem., 1995

Isaac Schmeltzer, 95 yds, vs Teays Valley, 2013

John Stoughton, 90 yards at Wellston, 1922

Longest Punt Return (for TD)

Miscellaneous**Most Consecutive Games Played**

Robbie Johnson, 37 games, 1960-1963

Bob Stewart, 37 games, 1960-1963

Dean Jordan, 89 yards, vs Lancaster, 2014

Longest fumble return (for TD)*Team Records*Passing**Most Attempts, Game**

42, vs Lancaster, 2014

Most Attempts, Season

336, 2009

Most Passing Yards, Game

390, at Gallia Academy, 2009

Most Passing Yards, Season

2832, 2009

Most Completions, Game

28 vs Pickerington North, 2009

Most Completions, Season

209, 2009

Most Passing TDs, Game

5, 3X, most recent at Gallipolis, 2015

Most Passing TDs, Season

28, 2009

Rushing**Most Rushing Attempts, Game**

74, vs New Lexington, 1980

Most Rushing Attempts, Season

553, 2000

Most Rushing Yards, Game

562, vs Portsmouth, 2013

Most Rushing Yards, Season

3050, 2000

Most Rushing TDs, Game

9, at Warren, 2006

Most Rushing TDs, Season

49, 2000

Total Yardage**Most Total Yardage, Game**

649, at Athens, 2015

Most Total Yardage, Season

4974, 2000

Scoring**Most Points, Quarter**

42 vs Marietta, 2007

Most Points, Game

81 vs New Lexington, 1920

Most Points, Season

519, 2000

Least Points, Season

21, 1929

Most Points Allowed, Game

62 vs Columbus West, 1930

Most Points Allowed, Season

337, 2017

Least Points Allowed, Season

12, 1933

Victories**Most Wins, Season**

12

Most Consecutive Wins

18, 1963-1965

Most Consecutive Wins, Reg. Season

29, 1999-2001

29, 2007-2009

34, 2004-2009

Most Consecutive SEOAL Wins**Largest Winning Margin**

81 vs New Lexington, 1920

Largest Win via Shut-Out

81-0 vs New Lexington, 1920

Defeats**Most Losses, Season**

9, 2011

Most Consecutive Losses

11, 2018-2019

Largest Losing Margin**62, at Big Walnut (62-0), 2020****Largest Loss via Shut-Out****62-0, at Big Walnut, 2020**First Downs**Most 1st Downs, Game**

27, vs Athens, 1986

27, at Athens, 2015

Most 1st Downs, Season

262, 2000

Logan Football Starting Line-Up (10/16/2020 VS Columbus East)*Offense*

QB	10	Ian Frasure	5-10	155lbs	SR
RB	24	Caden McCarty	6-0	185lbs	SR
H-B	31	Traten Poling	6-0	190lbs	JR
Slot	2	Jonny McClelland	6-0	175lbs	SR
R	13	Brandon Heft	6-2	165lbs	SR
R	7	Brayden Sturgell	6-0	155lbs	Soph
TE	19	Justin Mustard	6-0	165lbs	JR
RT	51	Cayden Alford	6-5	200lbs	Soph
RG	50	Carson Hodson	6-1	215lbs	JR
C	54	Tyler Kost	6-1	185lbs	SR
LG	58	Quinn Walsh	6-1	230lbs	SR
LT	78	Keiton Arledge	6-3	330lbs	JR

Other Offensive Players:

R	3	Alex Thompson	5-7	150lbs	Soph
R	6	Hunter Hill	6-0	150lbs	Soph
R	11	Owen Angle	6-1	165lbs	JR
R	21	Varik Fick	5-11	150lbs	Soph
OL	77	Dalton Brooks	5-9	195lbs	Soph
TE/H	80	Henry Pierce	6-2	190lbs	SR

Defense

DE	80	Henry Pierce	6-2	190lbs	SR
DT	50	Carson Hodson	6-1	215lbs	JR
NG	58	Quinn Walsh	6-1	230lbs	SR
DE	54	Tyler Kost	6-1	185lbs	SR
OLB	31	Traten Poling	6-0	190lbs	JR
ILB	38	Cody Carrell	5-8	170lbs	SR
ILB	19	Justin Mustard	6-0	165lbs	JR
Adj.	7	Brayden Sturgell	6-0	155lbs	Soph
CB	10	Ian Frasure	5-10	155lbs	SR
CB	2	Jonny McClelland	6-0	175lbs	SR
FS	24	Caden McCarty	6-0	185lbs	SR

Other Defensive Players:

CB	11	Owen Angle	6-1	165lbs	JR
CB	13	Brandon Heft	6-2	165lbs	SR
DL	51	Cayden Alford	6-5	200lbs	Soph
DL	61	Isaiah Campbell	6-0	230lbs	JR
DL/LB	77	Dalton Brooks	5-9	195lbs	Soph

Specialists:

PK	17	Zach Chapin	6-0	190lbs	Soph
HO	9	Easton Castle	5-4	135lbs	Soph
LS	50	Carson Hodson	6-1	215lbs	JR
P	10	Ian Frasure	5-10	155lbs	SR
KR/PR	7	Brayden Sturgell	6-0	155lbs	Soph
KR	2	Jonny McClelland	6-0	175lbs	SR

Columbus East Football Starting Line-Up (10/16/2020 AT Logan)*Offense*

QB	5	Malachi Williams	6-4	190lbs	JR
RB	6	Michael Hereford	5-11	173lbs	SR
R	2	Ishmeal Spann-Bowers	5-9	175lbs	Soph
R	3	Jeremiah Thomas	6-0	185lbs	SR
R	11	Preist Jackson	5-10	165lbs	Soph
R	13	Solomon Vaughn	6-0	170lbs	Soph
RT	53	Jonathan Scott	6-2	268lbs	JR
RG	54	Andre Green	6-5	280lbs	JR
C	73	Unishyis Grimes	5-11	200lbs	Soph
LG	55	Khalil Jones	6-5	320lbs	SR
LT	74	Jaydon Oliver	6-4	395lbs	SR

Other Offensive Players:

RB/R	12	Wayne Lindsey III	5-10	180lbs	Soph
FB	23	Kamron Roberts	5-9	220lbs	JR
TE	26	Xayvion Brooks	6-5	225lbs	SR
OL	50	Briston Harris	5-11	190lbs	JR

Defense

DE	26	Xayvion Brooks	6-5	255lbs	SR
DT	51	Junior Breaston	6-2	270lbs	Soph
DT	19	Thomas Hardin	5-10	168lbs	Soph
DE	54	Andre Green	6-5	280lbs	JR
LB	23	Kamron Roberts	5-9	220lbs	JR
LB	31	James Whatley	5-10	200lbs	Soph
CB	12	Wayne Lindsey III	5-10	180lbs	Soph
SS	3	Jeremiah Thomas	6-0	185lbs	SR
FS	13	Solomon Vaughn	6-0	170lbs	Soph
SS	11	Preist Jackson	5-10	165lbs	Soph
CB	2	Ishmeal Spann-Bowers	5-9	175lbs	Soph

Other Defensive Players:

DE	4	Isaac Ortiz	6-1	219lbs	SR
SS	6	Michael Hereford	5-11	173lbs	SR
DT	55	Khalil Jones	6-5	220lbs	SR
DT	74	Jaydon Oliver	6-4	395lbs	SR

Specialists:

PK	2	Ishmeal Spann-Bowers	5-9	175lbs	Soph
HO					
LS	5	Malachi Williams	6-4	190lbs	JR
P	3	Jeremiah Thomas	6-0	185lbs	SR
KR/PR	2	Ishmeal Spann-Bowers	5-9	175lbs	Soph
KR	6	Michael Hereford	5-11	173lbs	SR