

**GAME DAY**

**LOGAN  
VS  
TEAYS VALLEY**

**FRIDAY  
OCT. 30, 2020  
7:00 PM**

**LOGAN CHIEFTAIN  
STADIUM  
LOGAN, OH**

**SERIES HISTORY:  
TV LEADS 6-1**

Sp Adobe Spark

### **Table of Contents**

Pg. 2	“The Last Time...”
Pg. 3	Logan Chieftain Stadium Records
Pgs. 4-5	LHS Varsity Schedule and Match-up Facts
Pgs. 6-7	Logan Varsity Roster, Coaches, Facts, Varsity/JV/Frosh Schedules
Pg. 8-9	Teays Valley Roster, Coaches, Varsity Schedule
Pg. 9	LHS-Teays Series History
Pgs. 10-11	Game Notes
Pgs. 12-13	Logan two-deep
Pg. 14	Logan Stats
Pgs. 15-17	Logan HS individual & team records
Pg. 18	Logan projected starting line-up
Pg. 19	Teays Valley projected starting line-up

### **2020 Chieftain Opponents:**

Amanda-Clearcreek At Hamilton Twp.  
 Bloom-Carroll At Licking Valley (DIV, R15 Playoffs) (Sat)  
 Logan Elm AT Philo  
 Big Walnut Vs Central Crossing  
 Maysville Vs West Muskingum



## Logan Football “The last time ....”

Last kick-off return for TD:	2015, Jenson Wallace, 89-yards, at Nelsonville-York
Last opponent kick-off return for TD:	<b>2020, Jaleel Sales, 81-yards, at Watkins Memorial</b>
Last punt return for TD:	2015, Brady Walsh, 58-yards, at Gallipolis
Last opponent punt return for TD:	2017, Blaze Bean, 39-yards, vs Teays Valley
Last interception return for TD:	2019, Colten Castle, 60-yards, at Athens
Last opponent interception return for TD:	<b>2020, Macon Perrill, 54-yards, vs Jackson</b>
Last fumble return for TD:	2017, Conner Ruff, 0-yards, vs Meigs
Last opponent fumble return for TD:	<b>2020, Christian Takatch, 0-yards, at Big Walnut</b>
Last blocked punt return for TD:	<b>2020, Caden McCarty, 0-yards, at Watkins Memorial</b>
Last opponent blocked punt return for TD:	2018, Ty'Riek Smith, 31 yards, vs Garfield Hts
Last time Logan kicked a field goal:	<b>2020, Zach Chapin, 37-yards, vs Maysville</b>
Last time an opponent kicked a field goal:	<b>2020, Jonathan Weaver, 25 yards, at Amanda-CC</b>
Last time Logan recorded a safety:	2010, bad snap kicked out of endzone by QB, at Warren
Last time an opponent recorded a safety:	2017, punter tackled in endzone, at Chillicothe
Last 200+ yard rushing game:	2018, Preston Yates, 243 yards, at Waverly
Last opponent 200+ yard rushing game:	2017, Dylan Caldwell, 202 yards, at Hamilton Ross
Last time 2 players rushed for 100+ yards:	2019, Caden McCarty (157) and Braeden Spatar (117) at Chillicothe
Last time opp. had 2 players rush for 100+ yards:	2014, Jerry King (163), Ryan Fitchpatrick (120), and Harrison Taylor (110), vs Lancaster
Last player to rush for 3 or more TDs:	<b>2020, Caden McCarty (4), vs Columbus East</b>
Last opposing player to rush for 3 or more TDs:	2019, Jordan Pantaleo (3), at Tri-Valley
Last 250+ yard passing game:	2015, Lane Little (259), at Gallipolis
Last opponent 250+ yard passing game:	<b>2020, Kurt Taylor (257), vs Warren</b>
Last player to throw for 3+ touchdowns:	2018, Braeden Spatar (3), at Meigs
Last opposing player to throw for 3+ touchdowns:	<b>2020, Jagger Barnett (3), at Big Walnut</b>
Last time Logan scored 50+ points:	<b>Oct. 16, 2020 – vs Columbus East, 50-6 win</b>
Last time an opponent scored 50+ points:	<b>Oct. 9, 2020 – at Big Walnut, 0-62 loss</b>
Last time Logan recorded a shut-out:	Oct. 21, 2016 – vs Hamilton Ross, 23-0 win
Last time an opponent recorded a shut-out:	<b>Oct. 9, 2020 – at Big Walnut, 0-62 loss</b>

## Logan Chieftain Stadium Records








### Chieftains' Overall Record at "The Chief" – 31-37











<b>First Game:</b>	Aug. 22, 2008, Logan vs Lancaster
<b>First Points:</b>	Chris Dilger (Lancaster), 26-yard field goal
<b>First Touchdown:</b>	Mason Mays (Logan), 6-yd pass from Patrick Angle, vs Lancaster
<b><u>Individual Records</u></b>	
<b><u>Rushing</u></b>	
<b>Most Rushing Yards</b>	275, Isaac Schmeltzer vs Warren, 2013
<b>Most Rushing Attempts</b>	35, Daniel Bangura (Harvest Prep) vs Waterford, 2016
<b>Most Rushing TDs</b>	6, Jaylon Brown (St. Clairsville) vs Piketon, 2012 6, Isaac Schmeltzer vs Warren, 2013 99, Bryce McBride vs Portsmouth, 2013
<b>Longest Run from Scrimmage:</b>	
<b><u>Passing</u></b>	
<b>Most Passing Yards</b>	469, Grant Russell (Newark), 2013
<b>Most Completions</b>	27, Patrick Angle, vs Pickerington North, 2009
<b>Most Attempts</b>	43, Joe Burrow (Athens), vs Marion-Franklin, 2013
<b>Most Passing TDs</b>	5, Joe Burrow (Athens), vs St. Francis DeSales, 2014 5, Lane Little, vs Cambridge, 2015 92, Kelly Long to Sean Wotring, vs Jackson, 2011
<b>Longest Completion</b>	
<b><u>Receiving</u></b>	
<b>Most Receptions</b>	14, Zach McDaniel, vs Pickerington North, 2009 14, Darius Shackleford (Newark), 2013 269, Darius Shackleford (Newark), 2013
<b>Most Receiving Yards</b>	
<b>Most Touchdown Receptions</b>	<b>3, Five times, most recent:</b> <b>Evan Gandee (Warren), 2020</b> 92, Kelly Long to Sean Wotring, vs Jackson, 2011
<b>Longest Reception</b>	
<b><u>Special Teams</u></b>	
<b>Longest Kick-off return for TD</b>	
<b>Longest Punt return for TD</b>	
<b>Longest Field Goal</b>	97, Johnnie Charles (Portsmouth), 2013 76 yards, Chris McNally (St. Francis DeSales), 2016 52 yards, Domonic DiMaccio (DeSales), 2016
<b><u>Defensive</u></b>	
<b>Most Interceptions</b>	2, three times, most recent: Cameron Cook (Chillicothe), vs Chillicothe, 2018 101, Evan DeLong, vs Loudonville, 2013
<b>Longest Interception Return for TD</b>	
<b><u>Miscellaneous</u></b>	
<b>Longest Play from Scrimmage</b>	99, Bryce McBride run vs Portsmouth 2013
<b>Longest fumble return for touchdown</b>	89, Dean Jordan, vs Lancaster, 2014
<b>Most Total Touchdowns</b>	7, Isaac Schmeltzer vs Warren, 2013
<b><u>Team Records</u></b>	
<b>Most Rushing Yards</b>	562, Logan vs Portsmouth, 2013
<b>Most Passing Yards</b>	469, Newark vs Logan, 2013
<b>Most Total Yards</b>	589, Logan vs Portsmouth, 2013
<b>Most Combined Rushing Yards</b>	715, Logan vs Portsmouth, 2013
<b>Most Combined Passing Yards</b>	617, Logan vs Cambridge, 2015
<b>Most Combined Total Yards</b>	974, Logan vs Portsmouth, 2013
<b><u>Scoring</u></b>	
<b>Most Points in a Game</b>	59, St Clairsville 59, Piketon 27, 2012
<b>Most Points (Combined)</b>	107, Athens 55, Tri-Valley 52 (OT), 2013
<b>Most Points in a Quarter (1 team)</b>	30, Logan 30, Chillicothe 7 - 2020 30, Dublin Jerome 30, Logan 0 – 2016 <b>30, Logan 30, Columbus East 0 - 2020</b> 37, Logan 30, Chillicothe 7, 2009
<b>Most Points in a Quarter (combined)</b>	



## 2020 Logan Chieftains Varsity Football Schedule



 <b>Jackson Ironmen</b>	<p><b>Aug. 28, 2020</b>            7:00 PM  <b>AT Logan Chieftain Stadium</b>            Logan, OH</p> <p>Loss, 14-48</p>	 <b>Jackson Ironmen</b>
<p><b>98<sup>th</sup> Meeting ----- Last Meeting: 2020 (14-48 loss) ----- Jackson leads 47-46-4 ----- Jackson has won five straight</b></p>		
 <b>Amanda-Clearcreek Aces</b>	<p><b>Sept. 4, 2020</b>            7:00 PM  <b>AT "The Pit"</b>            Amanda, OH</p> <p>Loss, 12-17</p>	 <b>Amanda Clearcreek Aces</b>
<p><b>1<sup>st</sup> ----- Last Meeting: 2020 (12-17 loss) ----- A-C leads 1-0 ----- A-C won the last meeting</b></p>		
 <b>Warren Warriors</b>	<p><b>Sept. 11, 2020</b>            7:00 PM  <b>AT Logan Chieftain Stadium</b>            Logan, OH</p> <p>Loss, 14-28</p>	 <b>Warren Warriors</b>
<p><b>34<sup>th</sup> Meeting ----- Last Meeting: 2020 (14-28 loss) ----- Logan leads 27-6 ----- Warren won the last meeting</b></p>		
 <b>Bloom-Carroll Bulldogs</b>	<p><b>Sept. 18, 2020</b>            7:00 PM  <b>AT Logan Chieftain Stadium</b>            Logan, OH</p> <p>Loss, 00-14</p>	 <b>Bloom-Carroll Bulldogs</b>
<p><b>1<sup>st</sup> Meeting ----- Last Meeting: 2020 (0-14 loss) ----- B-C leads 1-0 ----- Bloom-Carroll won the last meeting</b></p>		
 <b>Logan Elm Braves</b>	<p><b>Sept. 25, 2020</b>            7:00 PM  <b>AT Logan Elm Field</b>            Circleville, OH</p> <p>Loss, 21-48</p>	 <b>Logan Elm Braves</b>
<p><b>1<sup>st</sup> Meeting ----- Last Meeting: 2020 (21-48 loss) ----- LE leads 1-0 ----- Logan Elm won the last meeting</b></p>		

 <b>Watkins Memorial Warriors</b>	<p><b>Oct. 2, 20120</b>  7:00 PM  <b>AT WM Ascena Field</b>  Pataskala, OH</p> <p>Loss, 21-32</p>	 <b>Watkins Memorial Warriors</b>
<p><b>2<sup>nd</sup> Meeting ----- Last Meeting: 2020 (21-32 loss) ----- Watkins leads 2-0 ----- Watkins won the last two meetings</b></p>		
 <b>Big Walnut Eagles</b>	<p><b>Oct. 9, 2020</b>  7:00 PM  <b>AT Big Walnut Stadium</b>  Sunbury, OH</p> <p>OHSAA DII, R7 Playoffs</p> <p>Loss, 00-62</p>	 <b>Big Walnut Eagles</b>
<p><b>1<sup>st</sup> Meeting ----- Last Meeting: 2020 (0-62 loss) ----- Big Walnut leads 1-0 ----- Big Walnut won the last meeting</b></p>		
 <b>Columbus East Tigers</b>	<p><b>Oct. 16, 2020</b>  7:00 PM  <b>AT Logan Chieftain Stadium</b>  Logan, OH</p> <p><b>WIN, 50-06</b></p>	 <b>Columbus East Tigers</b>
<p><b>4<sup>th</sup> Meeting ----- Last Meeting: 2020 (50-6 win) ----- Series tied 2-2 ----- Logan won the last two meetings</b></p>		
 <b>Maysville Panthers</b>	<p><b>Oct. 23, 2020</b>  7:00 PM  <b>AT Logan Chieftain Stadium</b>  Logan, OH</p> <p><b>WIN, 26-13</b></p>	 <b>Maysville Panthers</b>
<p><b>4<sup>th</sup> Meeting ----- Last Meeting: 220 (26-13 win) ----- Logan leads 4-0 ----- Logan won the last four meetings</b></p>		
 <b>Teays Valley Vikings</b>	<p><b>Oct. 30, 2020</b>  7:00 PM  <b>AT Logan Chieftain Stadium</b>  Logan, OH</p>	 <b>Teays Valley Vikings</b>
<p><b>8<sup>th</sup> Meeting ----- Last Meeting: 2019 (7-10 loss) ----- Teays leads 6-1 ----- Teays has won the last four meetings</b></p>		



## 2020 Logan Chieftains Varsity Football Roster

No.	Name	Class	Height	Weight	Position
1	Izaak Swope	10	5-8	135	WR/DB
2	Jonny McClelland *	12	6-0	175	WR/DB Capt.
3	Alex Thompson	10	5-7	150	WR/DB
4	Tyler Dawson	10	5-5	170	RB/LB
5	Kole Allman	10	5-10	170	TE/DL
6	Hunter Hill	10	6-0	150	WR/DB
7	Brayden Sturgell	10	6-0	155	QB/DB
8	Nick Hazelwood	12	6-1	170	WR/LB
9	Easton Castle	10	5-4	135	WR/DB
10	Ian Frasure *	12	5-10	155	QB/DB Capt.
11	Owen Angle *	11	6-1	165	WR/DB
12	Trace Sigafoose	11	5-8	155	WR/DB
13	Brandon Heft *	12	6-2	165	WR/DB
14	Kaiden Patton	11	5-11	150	WR/DB
16	Phillip Fraley	10	5-7	150	WR/DB
17	Zach Chapin *	10	6-0	190	PK
18	Ryan Harden	10	5-11	170	WR/LB
19	Justin Mustard *	11	6-0	165	TE/LB
20	Cody Hatfield	11	6-0	180	WR/LB
21	Varik Fick	10	5-11	150	RB/DB
22	Kenton Nester	11	5-7	150	WR/DB
23	Simon Pierce	10	6-5	170	TE/DL
24	Caden McCarty *	12	6-0	185	RB/DB Capt.
25	JD Turner	10	5-9	190	RB/LB
26	Chase Sharp	11	5-5	140	WR/DB
27	Robby Leffler	10	6-1	165	TE/LB
28	Wyatt Woodgeard	9	5-8	135	QB/DB
29	Everett Marcum	9	5-7	135	WR/DB
30	Jacob Konkler	9	5-10	150	WR/LB
31	Traten Poling *	11	6-0	190	WR/LB Capt.
32	Glenny Harris	9	5-8	145	WR/DB
33	Dakota Knight	9	5-9	145	WR/DB
35	Campbell Kernen	9	5-5	135	WR/LB
36	Gavin Sauer	9	5-8	130	WR/LB
38	Cody Carrell	12	5-8	170	RB/LB
40	Brayden Griffin	9	6-0	140	WR/DB
44	Jack Brown	9	5-8	150	RB/LB
50	Carson Hodson *	11	6-1	215	OL/DL
51	Cayden Alford	10	6-5	200	OL/DL
52	Connor Carrier	10	5-10	220	OL/DL
53	Owen Linton	9	5-8	190	OL/DL
54	Tyler Kost *	12	6-1	185	OL/DL
56	Anthony McCune	10	5-10	250	OL/DL
57	Kaden Wyckoff	9	5-10	250	OL/DL
58	Quinn Walsh *	12	6-1	230	OL/LB Capt.
59	Daniel Miller	10	6-3	230	OL/DL
60	Cason Downard	10	6-0	250	OL/DL
61	Isaiah Campbell	11	6-0	230	OL/DL
62	Lane Welker	12	6-4	290	OL/DL
64	Mason Linton	11	5-8	235	OL/DL

66	Christian Blount	11	5-10	165	OL/DL
67	Kody Yates	9	5-8	180	OL/DL
68	Collin Tomack	9	5-6	170	OL/DL
69	Aiden Hite	9	6-2	250	OL/DL
70	Troy Vermillion	10	6-0	265	OL/DL
71	Lane Vorhees	10	6-0	230	OL/DL
72	Trevor Atkins	9	5-10	165	OL/DL
73	Andrew Combs	9	6-0	300	OL/DL
74	Avery Linton	9	5-9	190	OL/DL
75	Dawson Pickens	10	6-1	270	OL/DL
76	Devan Brooks	9	5-7	150	OL/LB
77	Dalton Brooks	10	5-9	195	OL/LB
78	Keiton Arledge *	11	6-3	330	OL/DL
79	Leiland Everett	9	5-7	150	OL/LB
80	Henry Pierce **	12	6-2	190	TE/DL Capt.
81	Lucas Wolfe	9	5-10	150	TE/DL
82	Julian Harris	9	5-7	130	WR/LB
86	Ian Allen	12	6-2	175	TE/DL
88	Cody Wyckoff	10	5-11	175	TE/DL

\* = Letters Earned

**All-Time School Record:** 574-403-37

**Head Coach:** Mike Eddy (Fairmont State University, 2<sup>nd</sup> season at LHS, 58-65 overall and 6-13 at LHS)

**Asst. Coaches:** Jim Huntsberger (Special teams coordinator; wide receivers, defensive ends); Josh Sturgell (LHS '04; tight ends & outside linebackers); Pat Walsh (LHS '89; offensive line & inside linebackers); Kelly Wolfe (LHS '87; offensive coordinator; quarterbacks & defensive backs); Tim Woodgeard (LHS '95; offensive line, defensive tackles, Freshman coach); Herb Hufford

### 2020 Varsity Schedule

Date	Opponent	Location	Time-Result
Aug. 28	Jackson	LOGAN	Loss, 14-48
Sept. 4	Amanda-Clearcreek	Away	Loss, 12-17
Sept. 11	Warren	LOGAN	Loss, 14-28
Sept. 18	Bloom-Carroll	LOGAN	Loss, 00-14
Sept. 25	Logan Elm	Away	Loss, 21-48
Oct. 2	Watkins Memorial	Away	Loss, 21-32
Oct. 9	Big Walnut (OHSAA Playoffs)	Away	Loss, 00-62
Oct. 16	Columbus East	LOGAN	WIN, 50-06
Oct. 23	Maysville	LOGAN	WIN, 26-13
Oct. 30	Sheridan	Away	7:00 PM

### 2020 Junior Varsity Schedule

Date	Opponent	Location	Time-Result
Mon. 8/31	Jackson	Jackson	Loss, 00-28
Sat. 9/5	Amanda-Clearcreek	Logan	WIN, 28-00
Mon. 9/14	Warren	Warren	WIN, 18-12
Sat. 9/19	Bloom-Carroll	Carroll	Loss, 20-36
Mon. 9/28	Logan Elm	Logan	WIN, 54-00
Mon. 10/5	Watkins Memorial	Logan	WIN, 14-06
Mon. 10/12	Sheridan	Logan	Loss, 06-14
Sat. 10/17	Meigs	Logan	WIN, 30-06
Sat. 10/24	Maysville	Maysville	WIN, 14-07

### 2020 Freshman Schedule

Date	Opponent	Location	Time-Result
Mon. 9/14	Sheridan	Logan	Loss, 06-46
Thurs. 10/1	Watkins Memorial	Logan	Loss, 06-36

**2020 Teays Valley Vikings Varsity Roster**

<b>No.</b>	<b>Name</b>	<b>Class</b>	<b>HT</b>	<b>WT</b>	<b>Pos.</b>
1	Kadin Walls	11	5-4	120	WR/DB
2	Elijah Gordon	11	5-10	170	WR/OLB
3	Tyler Love	11	6-0	165	QB/FS
4	William Murphy	11	5-10	155	WR/FS
5	Jeremiah Thompson	12	5-8	180	FB/LB
6	Brody Bailey	10	5-10	200	RB/OLB
7	Richard Odum	10	6-1	165	WR/FS
8	River Rigsby	9	6-0	180	QB/DE
9	Caleb Geer	11	5-9	140	WR/DB
11	Sam Speakman	12	6-3	160	WR/DB
12	Peyton Weiler	11	5-10	165	QB/OLB
12	Austin Blackburn	9	5-8	140	WR/OLB
13	Mathew Farmer	10	6-0	195	QB/OLB
13	Harrison Payne	9	5-10	140	WR/CB
14	Mason Lowther	10	5-10	165	WR/CB
15	Gavin Karshner	10	5-10	200	FB/LB
16	Brayden Scott	12	6-4	180	QB/DB
17	Cooper Booth	12	6-0	185	WR/OLB
18	Liam Wilson	12	6-4	210	TE/DE
19	Jacob Smith	12	5-8	150	WR/DB
19	Banyan Perin	9	5-9	130	RB/OLB
20	Hayden Hodges	10	5-8	140	WR/DB
21	Landyn Brown	12	5-8	160	RB/DB
22	Cale Clifton	10	5-10	160	PK
23	Camden Primmer	12	6-1	180	WR/DB
24	Landon Thompson	9	5-8	135	RB/OLB
25	Jeremiah Fabbro	9	5-8	140	WR/OLB
26	Brayson Lugenbeel	11	5-9	160	WR/CB
26	Ashton Roberts	9	5-9	140	WR/OLB
27	Cade Hall	9	5-10	170	RB/DB
28	Sydney Frey	11	5-5	120	P/PK
29	Chance Littler	12	5-10	170	RB/OLB
30	Connor Dietz	11	5-8	145	WR/OLB
31	Hunter Skomra	11	5-2	115	WR/CB
32	Eli Burgett	12	6-3	205	TE/DL
33	Camden McDanel	10	6-0	180	RB/LB
34	Logan Skaggs	12	6-1	195	FB/LB
35	Hunter Young	12	5-8	190	RB/LB
36	Connor Maxwell	10	5-8	205	FB/LB
37	Hayden Wells	10	5-8	155	WR/OLB
39	Colton Crosby	9	5-8	150	WR/DB
42	Coen Weiler	9	5-4	130	WR/CB
43	Nickolas Bristle	10	5-6	140	SP
44	Peter Kale	9	6-1	210	TE/DE
45/51	Zion Bowling	12	6-1	190	OL/DL
47	Lane Schooley	9	5-4	125	WR/CB
50	William Akers	11	5-10	200	OL/DL
51/45	Zion Bowling	12	6-1	190	OL/DL
52	Carter Miller	11	5-7	210	OL/DL
53	AJ Moniaci	11	6-2	260	OL/DL
54	Landen McFarland	10	5-9	175	OL/OLB
55	Ivan Smith	10	6-2	255	OL/DL
56	Adam Trisler II	11	5-6	200	OL/DL
57	Eric Jones	12	6-0	250	OL/DL



58	Luke Bullock	11	6-0	205	OL/DL
59	Mathew Volanos	9	5-10	225	OL/DL
60	Samuel Jones	11	5-11	175	OL/DL
61	Colton Rutter	9	5-8	160	OL/DL
62	Caden Casto	9	5-8	165	OL/DL
63	Kaden Tittel	9	5-9	160	OL/DL
64	Cameron Vittitow	11	5-9	260	OL/DL
65	Ryan Thacker	9	5-11	175	OL/DL
67	Kaleb Mullins	10	5-10	220	OL/DL
70	Evan McKenzie	11	5-8	170	OL/DL
71	Joey Thurston	10	6-1	235	OL/DL
73	John Burriss	10	5-9	190	OL/DL
74	Garrett Rowe	9	6-2	240	OL/DL
80	Justin Hatch	12	6-5	220	OL/DL

**Head Coach:** Mark Weber (7<sup>th</sup> season at TV; 46-24 overall record)

**Asst. Coaches:** Thad Johnson, Adam Hundley, Joe Korecz, Joe Lewis, Nicholas Bolyard, Joshua Caudill

## 2020 Varsity Football Schedule

Date	Opponent	Location	Time/Result
08/28	Logan Elm *	Away	<b>WIN, 31-25</b>
09/04	Fairfield Union *	<b>HOME</b>	<b>WIN, 42-13</b>
09/11	Bishop Watterson	<b>HOME</b>	Loss, 00-39
09/18	Hamilton Township *	Away	Loss, 12-21
09/24	Kings	<b>HOME</b>	Loss, 10-41
10/09	Briggs (DII, Reg. 8 Playoff)	<b>HOME</b>	<b>WIN, 68-00</b>
10/16	Anderson (DII, Reg. 8 Playoff)	Away	Loss, 14-52
10/23	Lancaster	<b>HOME</b>	Loss, 00-24
10/30	Logan	Away	7:00 PM

## Logan Vs Teays Valley All-Time Series History (Since 1912)

**Total Games:** 7

**First Game:** 2013

**Logan Wins:** 1

**Teays Wins:** 6

**Total Score:** Logan 94 (13 per game), Teays Valley 178 (25 per game)

**Last Logan Win:** 2015; 27-7 at Logan

**Last Teays Win:** 2019; 10-7 at Logan

**Current Streak:** Teays Valley has won four straight

Year	Location	Winning Team	Score
2013	Logan	Teays Valley	13-26
2014	Teays Valley	Teays Valley	40-44
2015	Logan	Logan	27-07
2016	Teays Valley	Teays Valley	00-21
2017	Logan	Teays Valley	07-35
2018	Teays Valley	Teays Valley	00-35
2019	Logan	Teays Valley	07-10

## **Game Notes:**

- **Tonight's Match-up ....** Tonight is the eighth matchup between Teays Valley and Logan with the Vikings holding a commanding 6-1 advantage. The teams first met in 2013 and Coach Weber has been in charge in six of the seven contests. Last season the teams played a thriller with the blue and gold prevailing 10-7 thanks to an outstanding special teams night.

**Logan** is riding a two-game winning streak after starting the season a school-worst 0-7. They defeated Columbus East (50-6) and Maysville (26-13) thanks to a renewed emphasis on the running game and a more disciplined defense.

**Teays Valley** is 3-5 but has had their season disrupted thanks to the COVID-19 pandemic. The Vikings have had two games cancelled, one of which they were able to find a replacement opponent (Kings HS). The Vikings won their playoff opener – knocking off Briggs 68-0 – but fell in the second round to Anderson, 52-14. In last week's non-league game with Lancaster the Vikings fell 24-0 in a game stopped in the fourth quarter due to lightning.

- **You are looking live ....** Fans can live stream tonight's game two different ways. An audio feed is available at <http://www.983samfm.com> with Scott Vermillion on the call while LHS-TV2 will have a video feed available. You can check the LoganFootball.com Twitter or Facebook for details on the video stream.
- **Who to watch: Logan ....** Senior running back *Caden McCarty* ran for 163 yards and two touchdowns on 25 carries. Quarterback *Ian Frasure* completed only four of 13 passes for 52 yards, but hooked up with junior *Traten Poling* for a thirteen yard score. *Frasure* also ran for 68 yards on 17 attempts while running for a pair of two point conversions.

*McCarty* recorded 10 total tackles and blocked an extra point to lead the purple and white defense. Junior linebacker *Justin Mustard* recorded nine tackles including one for loss and a sack while causing two fumbles while *Henry Pierce* recorded eight tackles including one for loss and a sack.

- **Who to watch: Teays Valley ....** *Camden McDaniel* is the main offensive threat for the Vikings from his tailback post. *Mathew Farmer* replaced *Tyler Love* at the quarterback spot last week against Lancaster. The Vikings run out of an unbalanced line anchored by center *AJ Moniaci*.

Defensively linebackers *Hunter Young*, *Gavin Karshner*, and *Jeremiah Thompson* are aggressive but disciplined downhill players at linebacker. Up front *Zion Bowling* is a multi-year starter at defensive end. *Camden Primmer* stands out in the secondary and as threat in the return game.

- **“Special” Teams ....** Logan has blocked eight kicks this season – five PATs, a field goal, and two punts. Senior Caden McCarty has blocked five on his own (one punt he recovered for a touchdown). Both of those are believed to be LHS records.
- **Closing time ....** The Chieftains will close their season tonight at Logan Chieftain Stadium. It will mark the 41<sup>st</sup> straight season in which the Chieftains have played at least ten football games. Many expected the team to fall short of that number before the season due to COVID-19 concerns. The last time Logan failed to play 10 games was in 1979 when a league game with Meigs was cancelled because of a teacher’s strike at Meigs. The Chiefs only played twice in 1978 because of a teachers strike at Logan HS.
- **On this date ....** This will be the sixteenth Chieftain football game ever played on October 30<sup>th</sup>, with Logan holding a 7-7-1 record. Their first game on this date was a 14-13 loss to Columbus West in 1915 and they won games in 1964 and 2009 on their way to perfect regular seasons. The 1987 win over Athens came during an SEOAL title winning season that saw LHS make their first ever OHSAA playoff appearance.

Previous Oct. 30 Games:

1915 – Logan 13, (VS) Columbus West 14	1970 – Logan 6, (VS) Meigs 12
1920 – Logan 0, (AT) Jackson 0	1981 – Logan 6, (AT) Ironton 40
1926 – Logan 6, (AT) Wellston 3	1987 – Logan 35, (AT) Athens 0
1936 – Logan 0, (AT) Jackson 13	1992 – Logan 42, (VS) Warren 9
1942 – Logan 0, (AT) Athens 19	1998 – Logan 7, (VS) Jackson 10
1953 – Logan 13, (VS) Wellston 47	2009 – Logan 51, (VS) Chillicothe 14
1959 – Logan 14, (AT) Middleport 6	2015 – Logan 39, (VS) Warren 0
1964 – Logan 44, (AT) Athens 22	

**2020 Logan Football Two-Deep***Offense*

<b>QB</b>	<b>10</b>	<b>Ian Frasure</b>	<b>5-10</b>	<b>155lbs</b>	<b>SR</b>
		<i>71-154 passing, 884 yards, 7TDs, 12 INTs; 77 carries, 244 yards, TD</i>			
	7	Brayden Sturgell	6-0	155lbs	Soph
		<i>1-1 passing, (-1) yards; 4 carries, 27 yards</i>			
<b>RB</b>	<b>24</b>	<b>Caden McCarty</b>	<b>6-0</b>	<b>185lbs</b>	<b>SR</b>
		<i>146 carries, 776 yards 9TDs; 12 receptions, 66 yards, TD</i>			
	31	Traten Poling	6-0	190lbs	JR
		<i>23 carries, 160 yards, 4TDs; 23 receptions, 346 yards, 4TDs</i>			
<b>H-B</b>	<b>80</b>	<b>Henry Pierce</b>	<b>6-2</b>	<b>190lbs</b>	<b>SR</b>
		<i>6 receptions, 24 yards</i>			
	31	Traten Poling	6-0	190lbs	JR
		<i>23 carries, 160 yards, 4TDs; 23 receptions, 346 yards, 4TDs</i>			
<b>Slot</b>	<b>31</b>	<b>Traten Poling</b>	<b>6-0</b>	<b>190lbs</b>	<b>JR</b>
		<i>21 receptions, 320 yards, 3TDs; 11 carries, 48 yards</i>			
	2	Jonny McClelland	6-0	175lbs	SR
		<i>18 receptions, 210 yards; 1 carry, 0 yards</i>			
<b>Receiver</b>	<b>13</b>	<b>Brandon Heft</b>	<b>6-2</b>	<b>165lbs</b>	<b>SR</b>
		<i>3 receptions, 91 yards, TD; 1 carry, 6 yards</i>			
	6	Hunter Hill	6-0	150lbs	Soph
		<i>3 receptions, 42 yards, TD</i>			
<b>Receiver</b>	<b>7</b>	<b>Brayden Sturgell</b>	<b>6-0</b>	<b>155lbs</b>	<b>Soph</b>
		<i>5 receptions, 86 yards; 4 carries, 27 yards</i>			
	11	Owen Angle	6-1	165lbs	JR
		<i>1 reception, 15 yards</i>			
<b>TE</b>	<b>19</b>	<b>Justin Mustard</b>	<b>6-0</b>	<b>165lbs</b>	<b>JR</b>
	80	Henry Pierce	6-2	190lbs	SR
		<i>6 receptions, 24 yards</i>			
<b>RT</b>	<b>51</b>	<b>Cayden Alford</b>	<b>6-5</b>	<b>200lbs</b>	<b>Soph</b>
	62	Lane Welker	6-4	290lbs	SR
<b>RG</b>	<b>50</b>	<b>Carson Hodson</b>	<b>6-1</b>	<b>215lbs</b>	<b>JR</b>
	77	Dalton Brooks	5-9	195lbs	Soph
<b>C</b>	<b>54</b>	<b>Tyler Kost</b>	<b>6-1</b>	<b>185lbs</b>	<b>SR</b>
	58	Quinn Walsh	6-1	230lbs	SR
<b>LG</b>	<b>58</b>	<b>Quinn Walsh</b>	<b>6-1</b>	<b>230lbs</b>	<b>SR</b>
	77	Dalton Brooks	5-9	195lbs	Soph
<b>LT</b>	<b>78</b>	<b>Keiton Arledge</b>	<b>6-3</b>	<b>330lbs</b>	<b>JR</b>
	61	Isaiah Campbell	6-0	230lbs	JR

**2020 Logan Football Two-Deep***Defense*

<b>DE</b>	<b>80</b>	<b>Henry Pierce</b>	<b>6-2</b>	<b>190lbs</b>	<b>SR</b>
		<i>62 total tackles (35 solo); 6 for loss, 6 sacks, 3 CFs, 1 block</i>			
	23	Simon Pierce	6-5	170lbs	Soph
		<i>7 total tackles (4 solo); 1 for loss</i>			
<b>DT</b>	<b>50</b>	<b>Carson Hodson</b>	<b>6-1</b>	<b>215lbs</b>	<b>JR</b>
		<i>47 total tackles (25 solo); 3 for loss, 3 sacks, 1 block</i>			
	77	Dalton Brooks	5-9	195lbs	Soph
		<i>10 total tackles (3 solo)</i>			
<b>NG</b>	<b>58</b>	<b>Quinn Walsh</b>	<b>6-1</b>	<b>230lbs</b>	<b>SR</b>
		<i>41 total tackles (19 solo); 3 for loss, 1 sack, 1 CF, 1 FR</i>			
	61	Isaiah Campbell	6-0	230lbs	JR
		<i>8 total tackles (4 solo); 1 for loss, 1 sack</i>			
<b>DE</b>	<b>54</b>	<b>Tyler Kost</b>	<b>6-1</b>	<b>185lbs</b>	<b>SR</b>
		<i>26 total tackles (9 solo); 1 for loss, 2 sacks</i>			
	51	Cayden Alford	6-5	200lbs	Soph
		<i>8 total tackles (6 solo); 3 for loss</i>			
<b>OLB</b>	<b>31</b>	<b>Traten Poling</b>	<b>6-0</b>	<b>190lbs</b>	<b>JR</b>
		<i>30 total tackles (16 solo); 3 for loss, 1 CF, 1 PBU, 1 Block, 1 INT</i>			
	19	Justin Mustard	6-0	165lbs	JR
		<i>49 total tackles (26 solo); 1 for loss, 1 sack, 1 PBU, 2CF, 1 FR</i>			
<b>ILB</b>	<b>38</b>	<b>Cody Carrell</b>	<b>5-8</b>	<b>170lbs</b>	<b>SR</b>
		<i>39 total tackles (22 solo); 2 for loss, 1 sack, 1 CF, 1FR</i>			
	44	Jack Brown	5-8	150lbs	Frosh
		<i>10 total tackles (7 solo); 1 for loss, 1 FR</i>			
<b>ILB</b>	<b>19</b>	<b>Justin Mustard</b>	<b>6-0</b>	<b>165lbs</b>	<b>JR</b>
		<i>49 total tackles (26 solo); 1 for loss, 1 sack, 1 PBU, 2CF, 1 FR</i>			
	4	Tyler Dawson	5-5	170lbs	Soph
		<i>17 total tackles (8 solo)</i>			
<b>SS (Adj)</b>	<b>7</b>	<b>Brayden Sturgell</b>	<b>6-0</b>	<b>155lbs</b>	<b>Soph</b>
		<i>52 total tackles (36 solo); 2 for loss, 4 PBU, 2 FRs</i>			
	2	Jonny McClelland	6-0	175lbs	SR
		<i>33 total tackles (18 solo); 2 PBU, 1 CF, 2 FRs</i>			
<b>CB</b>	<b>2</b>	<b>Jonny McClelland</b>	<b>6-0</b>	<b>175lbs</b>	<b>SR</b>
		<i>33 total tackles (18 solo); 2 PBU, 1 CF, 2 FRs</i>			
	11	Owen Angle	6-1	165lbs	JR
		<i>2 total tackles</i>			
<b>CB</b>	<b>10</b>	<b>Ian Frasure</b>	<b>5-10</b>	<b>155lbs</b>	<b>SR</b>
		<i>29 total tackles (22 solo); 1 PBU, 1 CF</i>			
	13	Brandon Heft	6-2	165lbs	SR
		<i>3 total tackles (2 solo)</i>			
<b>FS</b>	<b>24</b>	<b>Caden McCarty</b>	<b>6-0</b>	<b>185lbs</b>	<b>SR</b>
		<i>67 total tackles (44 solo); 1 for loss, 3 PBU, 1 CF, 5 blocks</i>			
	7	Brayden Sturgell	6-0	155lbs	Soph
		<i>52 total tackles (36 solo); 2 for loss, 4 PBU, 2 FRs</i>			



## 2020 Logan Varsity Football Stats



TEAM STATS	LHS	OPP
First Downs	104	143
Plays from Scrimmage	442	491
Rushing (Plays-Yards)	285-1246	301-1263
Passing Yards	883	1614
Total Yards	2129	2877
Passes (Comp-Att-Yards)	72-157-12	114-190-1
Fumbles (No.-Lost)	16-7	22-10
Penalties (No.-Yards)	45-452	37-322

LOG - 45 - 065 - 27 - 21 - 158

OPP - 76 - 123 - 36 - 33 - 268

### Rushing Leaders

Player	Attempts	Yards	TDs	Yards/Carry
Caden McCarty	146	776	9	5.31
Ian Frasure	77	244	1	3.17
Traten Poling	23	160	4	6.96
Varik Fick	13	90	0	6.92
Braden Sturgell	4	27	0	6.75
Brandon Heft	1	6	0	6.00
Alex Thompson	1	3	0	3.00
JD Turner	1	3	0	3.00
Jonny McClelland	1	0	0	0.00
Hunter Hill	7	(-4)	0	-0.57

### Passing Leaders

Player	Comp.	Attempts	Yards	TDs	INTs
Ian Frasure	71	154	884	7	12
Brayden Sturgell	1	1	(-1)	0	0

### Receiving Leaders

Player	Rec.	Yards	TDs
Traten Poling	23	346	4
Jonny McClelland	18	210	0
Caden McCarty	12	66	1
Henry Pierce	4	24	0
Brayden Sturgell	6	86	0
Brandon Heft	3	91	1
Hunter Hill	3	42	1
Owen Angle	1	15	0
Izaak Swope	1	3	0

### Scoring Stats

Player	TDs	PAT	2P	FG	Total Points
Caden McCarty	11	0	1	0	68
Traten Poling	8	0	1	0	50
Ian Frasure	1	3	3	0	15
Zach Chapin	0	8	0	1	11
Brandon Heft	1	0	0	0	6
Hunter Hill	1	0	0	0	6
Easton Castle	0	0	1	0	2



## Logan Football Individual and Team Records



### *Individual Records*

#### Passing

**Most Attempts, Game**

**Most Attempts, Season**

**Most Attempts, Career**

Lane Little, 40, vs Lancaster, 2014

Patrick Angle, 302, 2009

Patrick Angle, 596, 2007-2009

**Most Completions, Game**

**Most Completions, Season**

**Most Completions, Career**

Patrick Angle, 27 vs Pick. North, 2009

Patrick Angle, 193, 2009

Patrick Angle, 377, 2007-2009

**Most Passing Yards, Game**

**Most Passing Yards, Season**

**Most Passing Yards, Career**

Patrick Angle, 324 at Pick. North, 2008

Patrick Angle, 2546, 2009

Patrick Angle, 5,112, 2007-2009

**Most Passing TDs, Game**

**Most Passing TDs, Season**

**Most Passing TDs, Career**

Lane Little, 5, vs Cambridge, 2015

Lane Little, 5, at Gallipolis, 2015

Lane Little, 30, 2015

Patrick Angle, 51, 2007-2009

**Best Completion %, Game (Atleast 10 att)**

**Best Completion %, Season (Atleast 100 att)**

**Best Completion %, Career (Atleast 200 att)**

Patrick Angle, 1.00 (15-15), at Hamilton Twp, 2009

Patrick Angle, .639, 2009

Patrick Angle, .632, 2009

**Fewest INTs, Season (atleast 70 att)**

**Fewest INTs, Career (atleast 300 att)**

**Consecutive passes w/o an interception**

Nick Kost, 0 INTs, 2013

Lane Little, 8, 2015

Patrick Angle, 129 passes, 2009

**Most Consecutive Completed Passes, Season**

**Most Consecutive Completed Passes, Game**

**Longest Completion (for Touchdown)**

Patrick Angle, 17, vs Hamilton Twp (15) & Gallia Academy (2), 2009

Patrick Angle, 15, vs Pickerington North, 2009

Patrick Angle, 15, at Hamilton Township, 2009

Chad Zimmerman, 96 yards v. Warren, 1994

#### Rushing

**Most Rushing Yards, Game**

**Most Rushing Yards, Season**

**Most Rushing Yards, Career**

Austin Rohr, 398 vs Marietta, 2003

Derek Harden, 1670, 2000

Kelly Wolfe, 3837, 1983-1986

**Most Rushing Attempts, Game**

**Most Rushing Attempts, Season**

**Most Rushing Attempts, Career**

Justin Frye, 42 vs Marietta, 2006

Derek Harden, 280, 2000

Kelly Wolfe, 638, 1983-1986

**Most Rushing TDs, Game**

**Most Rushing TDs, Season**

**Most Rushing TDs, Career**

Derek Harden, 6 vs Athens, 2001

Isaac Schmeltzer, 6 vs Warren, 2013

Derek Harden, 28, 2000

Derek Harden, 50, 1999-2001

**Yards per carry, Game**

**Yards per carry, Season**

**Yards per carry, Career**

John Cosgrove, 21.25 vs New Lex., 1994

John Cosgrove, 9.58, 1994

Bryce McBride, 8.43, 2013-2015

**Most 100 yard games, Season**

**Most 200 yard games, Season**

**Most 200 yard games, Career**

Wayne Bateman, 9, 1999

Derek Harden, 9, 2000

Justin Frye, 5, 2006

Austin Rohr, 6, 2001-2003

Justin Frye, 6, 2006-2007

**Longest Run From Scrimmage (for TD)**

Larry Bainter, 99 yards vs Middleport, 1960  
 Bryce McBride, 99 yards vs Portsmouth, 2013

**Receiving****Most Receptions, Game**

Zach McDaniel, 14, vs Pickerington North, 2008

**Most Receptions, Season**

Mason Mays, 60, 2009

**Most Receptions, Career**

Mason Mays, 121, 2007- 2009

**Most Receiving Yards, Game**

DJ Conrad, 260 vs Miami Trace, 1985

**Most Receiving Yards, Season**

Isaiah Smith, 1,044, 2015

**Most Receiving Yards, Career**

Mason Mays, 1,779, 2007-2009

**Most TD Receptions, Game**

Eric Cox, 4 vs River Valley, 1994

**Most TD Receptions, Season**

Isaiah Smith, 18, 2015

**Most TD Receptions, Career**

Isaiah Smith, 28, 2013-2015

**Longest Reception (for TD)**

Eric Cox, 96 yards vs Warren, 1994

**Scoring****Most Points, Game**

Isaac Schmeltzer, 42 points, vs Warren 2013

**Most Points, Season**

Derek Harden, 176, 2000

**Most Points, Career**

Derek Harden, 308, 1999-2001

**Most TDs, Game**

Isaac Schmeltzer, 7, vs Warren 2013

**Most TDs, Season**

John Cosgrove, 29, 1994

**Most TDs, Career**

Derek Harden, 29, 2000

Derek Harden, 51, 1999-2001

**Kicking Points, Game**

Jordan Jackson, 10 vs Marietta, 1993

**Kicking Points, Season**

Matt Shaw, 10 at Warren, 1999

**Kicking Points, Career**

Adam Puhl, 68, 2000

Derek Montgomery, 68, 2009

Matt Shaw, 123, 1997-1999

**Kicking****Most PATs, Game**

Adam Puhl, 9 vs Jackson, 2000

**Most PATs, Season**

Adam Puhl, 65, 2000

**Most PATs, Career**

Adam Puhl, 104, 2000-2001

**Most FGs, Game**

Eleven Times at 2, Most recent was Derek Montgomery vs Warren, 2010 and Zanesville 2009

**Most FGs, Season**

Josh Jackson, 11, 1991

**Most FGs, Career**

Derek Montgomery, 16, 2009-2010

**Longest FG Made**

Josh Jackson, 47 yds vs Zanesville, 1991

**Longest Punt**

Johnny Conrad, 63 yds vs Pt. Pleasant, 2000

Joe Karshner, 70 yds at Jackson, 1938

**Interceptions****Most INTs, Game**

Mutiple Tied at 3, most recent Lucas Wright vs. Portsmouth 2007

**Most INTs, Season**

Greg Poston, 11, 1967

**Most INTs, Career**

Chad Zimmerman, 11, 1993

**Longest INT Return**

Lucas Wright, 17, 2005-2007

Evan DeLong, 101 yards, vs Loudonville 2013

**Kick Returns****Longest Kick-Off Return (for TD)**

Bill Shaw, 95 yards, vs Glouster 1939

Alex Clutter, 95 yds, at Watkins Mem., 1995

**Longest Punt Return (for TD)**

Isaac Schmeltzer, 95 yds, vs Teays Valley, 2013

John Stoughton, 90 yards at Wellston, 1922



Miscellaneous**Most Consecutive Games Played**

Robbie Johnson, 37 games, 1960-1963

Bob Stewart, 37 games, 1960-1963

Dean Jordan, 89 yards, vs Lancaster, 2014

**Longest fumble return (for TD)***Team Records*Passing**Most Attempts, Game**

42, vs Lancaster, 2014

**Most Attempts, Season**

336, 2009

**Most Passing Yards, Game**

390, at Gallia Academy, 2009

**Most Passing Yards, Season**

2832, 2009

**Most Completions, Game**

28 vs Pickerington North, 2009

**Most Completions, Season**

209, 2009

**Most Passing TDs, Game**

5, 3X, most recent at Gallipolis, 2015

**Most Passing TDs, Season**

28, 2009

Rushing**Most Rushing Attempts, Game**

74, vs New Lexington, 1980

**Most Rushing Attempts, Season**

553, 2000

**Most Rushing Yards, Game**

562, vs Portsmouth, 2013

**Most Rushing Yards, Season**

3050, 2000

**Most Rushing TDs, Game**

9, at Warren, 2006

**Most Rushing TDs, Season**

49, 2000

Total Yardage**Most Total Yardage, Game**

649, at Athens, 2015

**Most Total Yardage, Season**

4974, 2000

Scoring**Most Points, Quarter**

42 vs Marietta, 2007

**Most Points, Game**

81 vs New Lexington, 1920

**Most Points, Season**

519, 2000

**Least Points, Season**

21, 1929

**Most Points Allowed, Game**

62 vs Columbus West, 1930

**Most Points Allowed, Season**

337, 2017

**Least Points Allowed, Season**

12, 1933

Victories**Most Wins, Season**

12

**Most Consecutive Wins**

18, 1963-1965

**Most Consecutive Wins, Reg. Season**

29, 1999-2001

29, 2007-2009

**Most Consecutive SEOAL Wins**

34, 2004-2009

**Largest Winning Margin**

81 vs New Lexington, 1920

**Largest Win via Shut-Out**

81-0 vs New Lexington, 1920

Defeats**Most Losses, Season**

9, 2011

**Most Consecutive Losses**

11, 2018-2019

**Largest Losing Margin****62, at Big Walnut (62-0), 2020****Largest Loss via Shut-Out****62-0, at Big Walnut, 2020**First Downs**Most 1<sup>st</sup> Downs, Game**

27, vs Athens, 1986

27, at Athens, 2015

**Most 1<sup>st</sup> Downs, Season**

262, 2000

**Logan Football Starting Line-Up (10/30/2020 VS Teays Valley)***Offense*

QB	10	Ian Frasure	5-10	155lbs	SR
RB	24	Caden McCarty	6-0	185lbs	SR
HB	80	Henry Pierce	6-2	190lbs	SR
Slot	31	Traten Poling	6-0	190lbs	JR
R	13	Brandon Heft	6-2	165lbs	SR
R	7	Brayden Sturgell	6-0	155lbs	Soph
TE	19	Justin Mustard	6-0	165lbs	JR
RT	51	Cayden Alford	6-5	200lbs	Soph
RG	50	Carson Hodson	6-1	215lbs	JR
C	54	Tyler Kost	6-1	185lbs	SR
LG	58	Quinn Walsh	6-1	230lbs	SR
LT	78	Keiton Arledge	6-3	330lbs	JR

**Other Offensive Players:**

R	2	Jonny McClelland	6-0	175lbs	SR
R	3	Alex Thompson	5-7	150lbs	Soph
R	6	Hunter Hill	6-0	150lbs	Soph
R	11	Owen Angle	6-1	165lbs	JR
R	21	Varik Fick	5-11	150lbs	Soph
OL	77	Dalton Brooks	5-9	195lbs	Soph

*Defense*

DE	80	Henry Pierce	6-2	190lbs	SR
DT	50	Carson Hodson	6-1	215lbs	JR
NG	58	Quinn Walsh	6-1	230lbs	SR
DE	54	Tyler Kost	6-1	185lbs	SR
OLB	31	Traten Poling	6-0	190lbs	JR
ILB	38	Cody Carrell	5-8	170lbs	SR
ILB	19	Justin Mustard	6-0	165lbs	JR
Adj.	7	Brayden Sturgell	6-0	155lbs	Soph
CB	10	Ian Frasure	5-10	155lbs	SR
CB	2	Jonny McClelland	6-0	175lbs	SR
FS	24	Caden McCarty	6-0	185lbs	SR

**Other Defensive Players:**

LB	4	Tyler Dawson	5-5	170lbs	Soph
CB	11	Owen Angle	6-1	165lbs	JR
CB	13	Brandon Heft	6-2	165lbs	SR
LB	44	Jack Brown	5-8	150lbs	Frosh
DL	51	Cayden Alford	6-5	200lbs	Soph
DL	61	Isaiah Campbell	6-0	230lbs	JR
LB	77	Dalton Brooks	5-9	195lbs	Soph

**Specialists:**

PK	17	Zach Chapin	6-0	190lbs	Soph
HO	9	Easton Castle	5-4	135lbs	Soph
LS	50	Carson Hodson	6-1	215lbs	JR
P	10	Ian Frasure	5-10	155lbs	SR
KR/PR	7	Brayden Sturgell	6-0	155lbs	Soph
KR	2	Jonny McClelland	6-0	175lbs	SR

**Teays Valley Football Starting Line-Up (10/30/2020 AT Logan)***Offense*

QB	3	Tyler Love	6-0	165lbs	JR	OR...
	13	Mathew Famer	6-0	195lbs	Soph	
RB	33	Camden Primmer	6-0	180lbs	Soph	
FB	35	Hunter Young	5-8	190lbs	SR	
H-B	15	Gavin Karshner	5-10	200lbs	Soph	
R	23	Camden Primmer	6-1	180lbs	SR	
TE	32	Eli Burgett	6-3	205lbs	SR	
LG	70	Evan McKenzie	5-8	170lbs	JR	
C	53	AJ Moniaci	6-2	260lbs	JR	
RG	52	Carter Miller	5-7	210lbs	JR	
RT	50	William Akers	5-10	200lbs	JR	
LT	58	Luke Bullock	6-0	205lbs	JR	

**Other Offensive Players:**

FB	5	Jeremiah Thompson	5-8	180lbs	SR	
R	7	Richard Odum	6-1	165lbs	Soph	
R	11	Sam Speakman	6-3	160lbs	SR	
R	12	Peyton Weiler	5-10	165lbs	JR	
RB	21	Landyn Brown	5-8	160lbs	SR	
RB	29	Chance Littler	5-10	170lbs	SR	
TE	45	Zion Bowling	6-1	190lbs	SR	
OL	71	Joey Thurston	6-1	235lbs	Soph	

*Defense*

DE	18	Liam Wilson	6-4	210lbs	SR	
DT	50	William Akers	5-10	200lbs	JR	
DT	57	Eric Jones	6-0	250lbs	SR	
DE	45	Zion Bowling	6-1	190lbs	SR	
OLB	12	Peyton Weiler	5-10	165lbs	JR	
LB	35	Hunter Young	5-8	190lbs	SR	OR...
	15	Gavin Karshner	5-10	200lbs	Soph	
LB	5	Jeremiah Thompson	5-8	180lbs	SR	
OLB	11	Sam Speakman	6-3	160lbs	SR	
CB	3	Tyler Love	6-0	165lbs	JR	OR...
	7	Richard Odum	6-1	165lbs	Soph	
CB	23	Camden Primmer	6-1	180lbs	SR	
FS	14	Mason Lowther	5-10	165lbs	Soph	

**Other Defensive Players:**

CB	19	Jacob Smith	5-8	150lbs	SR	
OLB	24	Landon Thompson	5-8	135lbs	Frosh	
DT	32	Eli Burgett	6-3	205lbs	SR	
DT	56	Adam Trisler II	5-6	200lbs	JR	
DT	71	Joey Thurston	6-1	235lbs	Soph	

**Specialists:**

PK	22	Cale Clifton	5-10	160lbs	Soph	
HO	23	Camden Primmer	6-1	180lbs	SR	
LS	43	Nickolas Bristle	5-6	140lbs	Soph	
P	11	Sam Speakman	6-3	160lbs	SR	
KR/PR	23	Camden Primmer	6-1	180lbs	SR	
KR	29	Chance Littler	5-10	170lbs	SR	