



Table of Contents

Pg. 2	“The Last Time...”
Pgs. 3-4	LHS Varsity Schedule and Match-up Facts
Pgs. 5-6	Logan Varsity Roster, Coaches, Facts, Varsity/JV/Frosh Schedules
Pgs. 7-8	Fort Frye Varsity Roster, Coaches, Varsity Schedule
Pg. 8	Series History
Pgs. 9-10	Game Notes
Pgs. 11-12	Logan two-deep
Pg. 13	Logan Stats
Pg. 14	Fort Frye Stats
Pgs. 15-17	Logan HS individual & team records
Pg. 18	Logan projected starting line-up
Pg. 19	Fort Frye projected starting line-up

Chieftain Opponents:

Jackson Vs Greenfield-McClain
 Teays Valley Vs Logan Elm
 Sheridan Vs Tri-Valley
 Warren At Alexander
 Chillicothe At Washington Courthouse
 Athens At River Valley
 Marietta At Point Pleasant (WV)
 Minford Vs Wheelersburg
 Zanesville Vs Watkins Memorial






Logan Football "The last time"







Last kick-off return for TD:	2023, Jeremy Fraley, 93-yards vs Minford
Last opponent kick-off return for TD:	2020, Jaleel Sales, 81-yards at Watkins Memorial
Last punt return for TD:	2015, Brady Walsh, 58-yards at Gallipolis
Last opponent punt return for TD:	2023, Mason Book, 56-yards vs Minford
Last interception return for TD:	2023, Jacob Kahrig, 96-yards at Warren
Last opponent interception return for TD:	2023, Peyton Caudill, 72-yards vs Minford
Last fumble return for TD:	2022, Avery Linton, 0-yards vs Jackson
Last opponent fumble return for TD:	2023, Brody Mann, 4-yards at Teay Valley
Last blocked punt return for TD:	2020, Caden McCarty, 0-yards at Watkins Memorial
Last opponent blocked punt return for TD:	2018, Ty'Riek Smith, 31 yards, vs Garfield Hts
Last time Logan kicked a field goal:	2023, Kallen Wilson, 35-yards vs Marietta
Last time an opponent kicked a field goal:	2023, Myles Montgomery, 34-yards vs Minford
Last time Logan recorded a safety:	2010, bad snap kicked out of endzone by QB, at Warren
Last time an opponent recorded a safety:	2023, offensive penalty in endzone, at Jackson
Last 200+ yard rushing game:	2022, Varik Fick, 242 yards vs Warren
Last opponent 200+ yard rushing game:	2021, Jason Munyan, 235 yards vs Sheridan
Last time 2 players rushed for 100+ yards:	2019, Caden McCarty (157) and Braeden Spatar (117) at Chillicothe
Last time opp. had 2 players rush for 100+ yards:	2014, Jerry King (163), Ryan Fitchpatrick (120), and Harrison Taylor (110) vs Lancaster
Last player to rush for 3 or more TDs:	2022, Varik Fick (3) at Athens
Last opposing player to rush for 3 or more TDs:	2021, Jason Munyan (4) vs Sheridan
Last 250+ yard passing game:	2015, Lane Little (259) at Gallipolis
Last opponent 250+ yard passing game:	2020, Kurt Taylor (257) vs Warren
Last player to throw for 3+ touchdowns:	2018, Braeden Spatar (3) at Meigs
Last opposing player to throw for 3+ touchdowns:	2023, Caden Sheridan (3) vs Sheridan
Last time Logan scored 50+ points:	Oct. 16, 2020 – vs Columbus East; 50-6 win
Last time an opponent scored 50+ points:	Oct. 9, 2020 – at Big Walnut; 0-62 loss
Last time Logan recorded a shut-out:	Sept. 29, 2023 – vs Marietta; 17-0 win
Last time an opponent recorded a shut-out:	Aug. 18, 2023 – at Jackson; 0-22 loss



2023 Logan Chieftains Varsity Football Schedule



 Jackson Ironmen	Aug. 18, 2023 7:00 PM Alumni Stadium Jackson, OH	 Jackson Ironmen
101st Meeting ----- Last Meeting: 2023 (0-22 loss) ----- Jackson leads 46-51-4 ----- Jackson has won eight straight		
 Teays Valley Vikings	Aug. 25, 2023 7:00 PM Teays Valley Viking Stadium Ashville, OH	 Teays Valley Vikings
11th Meeting ----- Last Meeting: 2023 (6-28 loss) ----- Teays leads 9-2 ----- TV has won three straight		
 Sheridan Generals	Sept. 1, 2023 7:00 PM Logan Chieftain Stadium Logan, OH	 Sheridan Generals
7th Meeting ----- Last Meeting: 2023 (10-41 loss) ----- Sheridan leads 6-0 ----- Sheridan has won six straight		
 Warren Warriors	Sept. 8, 2023 7:00 PM Warren Warrior Stadium Vincent, OH	 Warren Warriors
35th Meeting ----- Last Meeting: 2023 (20-14 Win) ----- Logan leads 29-6 ----- Logan has won two straight		
 Chillicothe Cavaliers	Sept. 15, 2023 7:00 PM Herrnstein Field Chillicothe, OH	 Chillicothe Cavaliers
20th Meeting ----- Last Meeting: 2023 (14-17 loss) ----- Chillicothe leads 12-8 ----- Chillicothe has won three straight		

 Athens Bulldogs	Sept 22, 2023 7:00 PM Logan Chieftain Stadium Logan, OH	 Athens Bulldogs
99th Meeting ----- Last Meeting: 2023 (21-30 loss) ----- Logan leads 54-40-5 ----- Athens won this season		
 Marietta Tigers	Sept. 29, 2023 7:00 PM Logan Chieftain Stadium Logan, OH	 Marietta Tigers
31st Meeting ----- Last Meeting: 2023 (17-0 Win) ----- Logan leads 25-6 ----- Logan has won nine straight		
 Minford Falcons	Oct. 6, 2023 7:00 PM Logan Chieftain Stadium Logan, OH	 Minford Falcons
2nd Meeting ----- Last Meeting: 2023 (21-23 loss) ----- Series tied 1-1 ----- Minford won the last meeting		
 Fort Frye Cadets	Oct. 13, 2023 7:00 PM Fort Frye Cadet Stadium Beverly, OH	 Fort Frye Cadets
3rd Meeting ----- Last Meeting: 2022 (7-31 loss) ----- FF leads 2-0 ----- FF has won the last two meetings		
 Zanesville Blue Devils	Oct. 20, 2023 7:00 PM Logan Chieftain Stadium Logan, OH	 Zanesville Blue Devils
27th Meeting ----- Last Meeting: 2022 (39-0 Win) ----- Zanesville leads 15-11 ----- Logan won last season		



2023 Logan Chieftains Varsity Football Roster



No	Player	Yr	Ht	Wt	Off/Def	No	Player	Yr	Ht	Wt	Off/Def
1	Kaden Morgan**	11	5-7	150	RB/LB	36	Aiden Dewey	11	5-9	155	RB/LB
2	Talon Thompson*	11	5-6	155	RB/DB	44	Jack Brown***	12	5-10	200	TE/LB
3	Jack Walsh*	11	5-10	165	QB/LB	50	Duncan Micochero	10	5-8	225	OL/LB
4	Jacob Kahrig	11	5-8	125	WR/DB	52	Wyatt Cox	10	5-6	165	OL/DL
5	Wyatt Woodgeard**	12	6-0	175	QB/DB	53	Kobe Hodge*	12	6-3	270	OL/DL
6	Jim Carver	9	6-4	190	WR/DE	54	Kallen Wilson**	11	5-10	245	OL/DL
7	Austin Weinsziehr*	11	6-1	155	WR/DB	55	Hayden Arnold	9	5-9	210	TE/DL
8	Lucas Wolfe**	12	6-4	190	TE/DL	56	Derek Poe	10	5-10	230	OL/DL
9	Preston Clement	9	6-0	155	WR/DB	57	Dallas Brooks	10	6-0	205	OL/DL
10	Noah Daugherty	11	6-0	170	WR/LB	58	Avery Linton**	12	5-10	205	OL/DL
11	Carson Tootle	9	6-4	180	QB/DB	59	Kody Yates	12	5-10	205	OL/DL
12	Colin Kittle	9	5-8	150	RB/DL	60	Jeremiah Bennett	9	6-2	120	OL/DL
14	Cody Hartman	10	5-5	140	WR/DB	61	Isaac Guess	9	5-10	160	OL/LB
15	Brody Kittle	11	5-8	155	WR/DB	63	Kive Rose*	10	5-9	190	OL/LB
16	Jeremy Fraley*	11	5-6	125	WR/DB	64	Aceson Beckett	9	5-7	180	OL/DL
17	Jonathan Lewis	10	5-6	135	WR/DB	65	Josh Dearing	10	6-1	260	OL/DL
18	Ethan Courtney	9	5-10	160	RB/LB	67	Hunter Taylor	9	5-9	150	OL/DL
19	Andrew Harden	9	5-9	140	WR/DB	68	Elijah Yates*	11	6-1	265	OL/DL
21	Ross Walker	9	5-4	120	WR/DB	69	Kameron Armstrong	9	5-8	220	OL/DL
23	Brayden Anderson	12	6-2	120	WR/DB	70	Cameron Sohonage	10	6-0	245	OL/DL
24	Ty Gonzalez	9	5-10	160	RB/LB	71	Landen Sisler	9	5-8	155	RB/LB
25	Blake Chambers	11	6-3	165	TE/DB	72	Dominik Graham	11	6-1	285	OL/DL
26	Tristan Frazier	9	5-8	135	RB/LB	73	Landon Rife	11	6-3	260	OL/DL
27	Wyatt Allen	9	5-8	130	WR/DB	74	Layne Travis	9	6-0	200	OL/DL
28	Maddox Arnett*	11	6-1	175	TE/DL	75	Brett Huffines	9	5-8	195	OL/DL
29	Blake Alford	10	6-0	165	WR/DB	76	Talen Alford*	10	6-2	280	OL/DL
32	Grant Cullison	9	5-4	120	RB/LB	77	Kaleb Miller	9	5-6	130	OL/DL
33	Alonzo Martinez	9	6-0	160	WR/DB	78	Aiden Hite*	12	6-3	315	OL/DL
34	Chris Gompf**	11	5-10	175	RB/LB	79	Noah Markin*	11	6-0	270	OL/DL
35	Sam Howell	9	6-3	150	WR/DB						

*—*varsity letter(s) won*

All-time school record: 593-436-37

Head coach: Mike Eddy (Fairmont State University, 5th season at LHS, 67-84 overall and 15-32 at LHS)

Assistant coaches: Herb Hufford (offensive coordinator/quarterbacks/running backs), John Teal (LHS '11, special teams coordinator/wide receivers), Pat Walsh (LHS '89, linebackers/JV), Kelly Wolfe (LHS '87, defensive backs), Tim Woodgeard (LHS '95, defensive line/freshmen), Curtis Rose (LHS '88, tight ends/running backs), Adam Perry (defensive assistant)

Team Captains: Jack Brown, Jack Walsh, Kallen Wilson, Lucas Wolfe, Wyatt Woodgeard

Trainer: Janelle Jones

2023 Varsity Schedule

Date	Opponent	Location	Time-Result
Aug. 18	Jackson	Away	Loss, 0-22
Aug. 25	Teays Valley	Away	Loss, 6-28
Sept. 1	Sheridan	HOME	Loss, 10-41
Sept. 8	Warren	Away	WIN, 20-14
Sept. 15	Chillicothe	Away	Loss, 14-20
Sept. 22	Athens	HOME	Loss, 21-30
Sept. 29	Marietta	HOME	WIN, 17-0
Oct. 6	Minford	HOME	Loss, 21-23
Oct. 13	Fort Frye	Away	7:00 PM
Oct. 20	Zanesville	HOME	7:00 PM

2023 Junior Varsity Schedule

Date	Opponent	Location	Time-Result
Mon. Aug. 21	Jackson	HOME	Loss, 06-30
Sat. Aug. 26	Teays Valley	HOME	Loss, 00-27
Sat. Sept. 2	Sheridan	Away	Loss, 06-38
Sat. Sept. 23	Athens	Away	Loss, 06-40
Mon. Oct. 2	Marietta	Away	WIN, 22-16
Mon. Oct. 9	Trimble	HOME	Loss, 18-42
Sat. Oct. 14	Fort Frye	HOME	10:00 AM

2023 Freshmen Schedule

Date	Opponent	Location	Time-Result
Sat. Sept. 2	Sheridan	Away	Loss, 22-32
Mon. Sept. 11	Athens	Away	Loss, 08-50
Thurs. Sept. 28	Trimble	HOME	WIN, 16-08

2023 Fort Frye Falcons Varsity Roster

No.	Name	Class	HT	WT	Pos.
2	Coen Holman	10	5-5	130	WB/DB
4	Keegan Strode	12	5-10	165	RB/LB
5	Clayton Miller	11	6-1	180	QB/CB
7	Grady Hesson	9	5-7	140	WB/OLB
9	Maddox Huck	11	6-0	172	TE/OLB
10	Sebastian Huck	12	6-1	175	QB/ILB
11	Ayden Holman	11	5-10	176	WB/CB
12	Tytan Waller	9	5-10	138	QB/S
15	Dakota Snodgrass	11	6-0	160	WB/CB
20	Bryndan Riddle	12	5-11	160	WB/S
21	Ross Schultheis	12	5-10	175	FB/LB
22	Tyce Beardsley	10	6-1	186	WB/OLB
24	Gavin Rauch	9	5-5	110	SE/CB
28	Braylon Meek	9	5-5	132	FB/OLB
32	Tyler Howard	11	5-3	140	FB/OLB
33	Xavier Springer	9	5-11	215	FB/ILB
34	Xavier Huck	9	5-9	140	TE/OLB
36	Ty Worthington	9	5-10	137	WB/OLB
38	Clay Greuey	12	6-4	210	TE/DE
42	Matthias Kesselring	12	6-0	175	FB/OLB
45	Wyatt Fulton	12	5-11	160	SE/CB
50	Treven Nicholson	11	6-2	220	OL/DL
51	Blake Wheeler	10	5-9	175	G/ILB
52	Dayne Miller	10	5-11	176	G/DE
53	Sam Bricker	9	5-8	151	G/ILB
54	Kaedyn Dyar	9	5-11	180	OT/DE
55	Braxton Ross	11	6-0	195	OL/DL
56	Graham Baker	12	5-11	240	OT/DE
59	Dakota Robinson	9	5-11	205	OT/DT
60	Terry Tompkins	10	6-1	270	OT/DT
61	Brandon Garvin	10	5-8	180	OT/DL
62	Parker Kern	9	5-8	156	G/DE
67	Steven Lenhart	9	6-1	250	OT/DT
68	Sam Beaver	10	5-11	210	C/DL
70	Tim Archer	11	5-7	210	OL/DL
71	Morgan Smith	12	6-1	265	OL/DL
72	Christian Friese	10	5-10	230	OL/DL
75	Everett Sampson	9	5-6	148	OL/DL
76	Caiden Henderson	9	5-10	260	C/DT
77	Lennart Dorre	11	6-1	232	OL/DL
80	Braden Morgenstern	12	6-1	190	SE/CB
86	Treyson Schmitt	9	5-9	143	TE/OLB

Head Coach: Eric Huck (6th season; 128-41)

Asst. Coaches:

2023 Varsity Football Schedule

Date	Opponent	Location	Time/Result
8/18	Marietta *	Away	WIN, 21-18
08/25	Belpre	Away	WIN, 62-00
09/01	Bellaire	HOME	WIN, 22-15
09/08	Bishop Tonnos (Ontario)	HOME	WIN, 42-24
09/15	Warren *	HOME	WIN, 16-07
09/23	Linsley (WV)	Away	Loss, 00-41
09/29	Point Pleasant (WV) *	HOME	Loss, 13-20
10/06	Caldwell	HOME	WIN, 35-06
10/13	Logan	HOME	7:00 PM
10/20	Waterford	Away	7:00 PM

Logan Vs Fort Frye All-Time Series History

Total Games: 2

First Game: 2021

Logan Wins: 0

Fort Frye Wins: 2

Total Score: Logan 21 (10.5 per game), Fort Frye 80 (40 per game)

Last Logan Win: n/a

Last Fort Frye Win: 2022, 31-7 at Logan

Current Streak: Fort Frye has won both meetings

Year By Year Results:

Year	Location	Winning Team	Score
2021	Fort Frye	Fort Frye	14-49
2022	Logan	Fort Frye	07-31
2023	Fort Frye		

Game Notes:

- **Tonight's Match-up ...** Tonight is the third all-time meeting between the Fort Frye Cadets and the Logan Chieftains. The Cadets lead the series 2-0, including a 31-7 win in Logan last fall.

Fort Frye enters tonight with a 6-2 record and broke a rare two-game losing streak with a 35-6 demolition of Caldwell last week. The Cadets opened 5-0 with wins over Marietta, Belpre, Bellaire, Bishop Tonnos (Ontario, Canada), and Warren, but then fell in back-to-back weeks against Linsley (WV) and Point Pleasant (WV).

Logan enters tonight's game with a 2-6 record and is coming off a disappointing 23-21 loss to Minford last week. The Chieftains have been competitive in almost every game this season but have struggled to make the decisive plays in the fourth quarter.

- **In memory of CD** This season, the Chieftains are wearing special decals on their helmets in memory of longtime Logan sportswriter and Chieftain supporter, Craig Dunn. The decals are a silhouette of Craig's trademark purple hat with the initials "CD" inside. Craig was a 1977 graduate of Logan High School and began covering sports for the Logan Daily News – and later the Logan-Hocking Times – while he was still in high school. Craig passed away suddenly this past spring.
- **Looking for 600** Logan enters tonight with 593 wins in program history and an overall record of 593-435-37. They first played football in 1905. In their history they have also won 26 league championships, qualified for the OHSAA playoffs nine times, and finished with perfect 10-0 regular season records seven times.
- **Who to watch: Logan** Junior running back *Kaden Morgan* leads Logan with 554 yards rushing and two touchdowns on 135 carries and has also caught eight passes for 77 yards. Senior back *Jack Brown* led the Chieftains last week with 157 yards on 18 carries including a 51-yard scoring run. Seniors *Aiden Hite* and *Avery Linton* help anchor the offensive line.

Senior linebacker *Jack Brown* leads the team with 65 total tackles including five for loss, one sack, and eight quarterback pressures. Junior end *Maddox Arnett* has a team high three sacks amongst his 55 stops. Linebacker *Jack Walsh* led LHS with 10 tackles last week and also made an interception and blocked a punt. Defensive backs *Jacob Kahrig* and *Jeremy Fraley* lead the team with three interceptions each.

- **Who to watch: Fort Frye....** The Cadets average over 26 point per game out of their wing-t offense. Junior *Clayton Miller* leads the team with 872 yards and seven touchdowns on 79 attempts, an outstanding 11.04 yards per attempt and also leads the team with 18 catches for 227 yards and a pair of scores. Fullback *Ross Schultheis* adds 470 yards and five touchdowns on his 75 carries. Tackle *Graham Baker* leads a physical offensive line.

The Cadets are allowing only 16 points per game and are led by inside linebackers *Blake Wheeler* and *Sebastian Huck* with 55 and 48 tackles respectively. *Baker* leads with 15 tackles-for-loss and six sacks.

- **Ohio Capital Conference** Logan has been independent since the Southeastern Ohio Athletic League dissolved following the 2016-17 school year. Logan was a member of the SEOAL, which was founded in 1925, for its entire existence.

Logan will be joining the OCC-Buckeye division in 2024-25 along with Canal Winchester, Groveport-Madison, Lancaster, Newark, Pickerington Central, Reynoldsburg, and Teays Valley.

- **Captains** Logan's 2023 captains are seniors Jack Brown, Lucas Wolfe, and Wyatt Woodgeard along with juniors Jack Walsh and Kallen Wilson. All but Brown are legacy Chieftains – their fathers all played at LHS.

Walsh and Wilson are just the fifth and sixth underclassmen to serve as captains. Walsh joins his father, Pat, and brothers, Brady and Quinn, who previously served as captains.

- **On this date** Tonight, will be the fifteenth game ever played by LHS on October 13 with the Chiefs holding a 10-4 record on the date. Logan first played on this date in 1917, a 26-0 win at Nelsonville and most recently lost to Dublin Scioto 42-7 in 2017.

Previous Oct. 13 games:

1917 – Logan 26, (At) Nelsonville 0	1967 – Logan 30, (Vs) Gallipolis 8
1922 – Logan 6, (Vs) Nelsonville 7	1972 – Logan 0, (Vs) Ironton 7
1933 – Logan 24, (Vs) New Lexington 0	1989 – Logan 41, (Vs) Marietta 0
1939 – Logan 32, (At) Pomeroy 0	1995 – Logan 24, (Vs) Gallipolis 30
1944 – Logan 7, (At) Wellston 0	2000 – Logan 31, (At) Gallipolis 7
1950 – Logan 6, (Vs) Middleport 0	2006 – Logan 65, (At) Warren 0
1961 – Logan 24, (At) Pomeroy 12	2017 – Logan 7, (Vs) Dublin Scioto 42

2023 Logan Football Two-Deep*Offense*

QB	5	Wyatt Woodgeard	6-0	175lbs	SR	
		<i>13-29 passing, 96 yards, 2INT; 25 carries, 102 yards, 2 TD</i>				
	11	Carson Tootle	6-4	180lbs	Frosh	
		<i>30-70 passing, 430 yards, 3TD, 4INT; 16 carries, 59 yards</i>				
Fullback	44	Jack Brown	5-10	200lbs	SR	
		<i>63 carries, 342 yards, 3TD; 3 receptions, 18 yards</i>				
	34	Chris Gompf	5-10	175lbs	JR	
		<i>23 carries, 138 yards, TD</i>				
Weak HB	1	Kaden Morgan	5-7	150lbs	JR	
		<i>135 carries, 554 yards, 2TD; 8 receptions, 77 yards</i>				
	16	Jeremy Fraley	5-6	125lbs	JR	
		<i>2 carries, (-4) yards; 9 receptions, 116 yards, TD</i>				
Strong HB	34	Chris Gompf	5-10	175lbs	JR	
		<i>23 carries, 138 yards, TD</i>				
	44	Jack Brown	5-10,	200lbs	SR	
		<i>63 carries, 342 yards, 3TD; 3 receptions, 18 yards</i>				
Slot	4	Jacob Kahrig	5-8	125lbs	JR	Or...
		<i>6 receptions, 78 yards, TD; 1 carry, -5 yards</i>				
	16	Jeremy Fraley	5-6	125lbs	JR	
		<i>9 receptions, 116 yards, TD; 2 carries, -4 yards</i>				
SE	3	Jack Walsh	5-10	165lbs	JR	
		<i>14 receptions, 214 yards, TD</i>				
	10	Noah Daugherty	6-0	170lbs	JR	
TE	8	Lucas Wolfe	6-4	190lbs	SR	
		<i>6 receptions, 105 yards</i>				
	28	Maddox Arnett	6-1	175lbs	JR	
ST	78	Aiden Hite	6-3	315lbs	SR	
	68	Elijah Yates	6-1	265lbs	JR	
SG	58	Avery Linton	5-10	205lbs	SR	
	63	Kive Rose	5-9	190lbs	Soph	
C	79	Noah Markin	6-0	270lbs	JR	
	57	Dallas Brooks	6-0	205lbs	Soph	
WG	54	Kallen Wilson	5-10	245lbs	JR	
	63	Kive Rose	5-9	190lbs	Soph	
WT	76	Talen Alford	6-2	280lbs	Soph	
	53	Kobe Hodge	6-3	270lbs	SR	

2023 Logan Football Two-Deep*Defense*

SDE	58	Avery Linton	5-10	205lbs	SR
		<i>28 total tackles (14 solo); 1 for loss, 3 pressures</i>			
	54	Kallen Wilson	5-10	245lbs	JR
		<i>49 total tackles (26 solo); 5 for loss, 1 sack, 8 pressures</i>			
DT	68	Elijah Yates	6-1	265lbs	JR
		<i>53 total tackles (23 solo); 5 for loss, 1 CF, 2FR, 7 pressures</i>			
	58	Avery Linton	5-10	205lbs	SR
		<i>28 total tackles (14 solo); 1 for loss, 3 pressures</i>			
NT	54	Kallen Wilson	5-10	245lbs	JR
		<i>49 total tackles (26 solo); 5 for loss, 1 sack, 8 pressures</i>			
	72	Dominik Graham	6-1	285lbs	JR
		<i>16 total tackles (4 solo); 1 sack</i>			
WDE	28	Maddox Arnett	6-1	175lbs	JR
		<i>55 total tackles (25 solo); 5 for loss, 3 sacks, 1 CF, 1 PBU</i>			
	8	Lucas Wolfe	6-4	190lbs	SR
		<i>5 total tackles (3 solo); 1 PBU, 2 pressures, 1 block</i>			
OLB	1	Kaden Morgan	5-7	150lbs	JR
		<i>35 total tackles (18 solo); 1 CF, 2 PBU</i>			
	10	Noah Daugherty	6-0	170lbs	JR
		<i>3 total tackles (2 solo)</i>			
ILB	44	Jack Brown	5-10	200lbs	SR
		<i>65 total tackles (31 solo); 5 for loss, 1 sack, 8 pressures, 1 block</i>			
	63	Kive Rose	5-9	190lbs	Soph
		<i>23 total tackles (11 solo); 2 sacks, 4 pressures</i>			
ILB	34	Chris Gompf	5-10	175lbs	JR
		<i>35 total tackles (16 solo), 1 for loss, 1 CF, 2 pressures</i>			
	63	Kive Rose	5-9	190lbs	Soph
		<i>23 total tackles (11 solo); 2 sacks, 4 pressures</i>			
OLB	3	Jack Walsh	5-10	165lbs	JR
		<i>52 total tackles (27 solo); 5 for loss, 1 sack, 1CF, 1FR, 4 PBU, 1 INT</i>			
	14	Cody Hartman	5-5	140lbs	Soph
		<i>1 total tackle</i>			
CB	4	Jacob Kahrig	5-8	125lbs	JR
		<i>30 total tackles (18 solo); 5 PBUs, 3 INTs (135 yards, TD)</i>			
	29	Blake Alford	6-0	165lbs	Soph
		<i>2 total tackles</i>			
CB	22	Talon Thompson	5-6	155lbs	JR
		<i>45 total tackles (29 solo); 1 for loss, 2 PBU</i>			
	29	Blake Alford	6-0	165lbs	Soph
		<i>2 total tackles</i>			
FS	16	Jeremy Fraley	5-6	125lbs	JR
		<i>50 total tackles (37 solo); 2 for loss, 3 CF, 4 PBU, 3 INT</i>			
	29	Blake Alford	6-0	165lbs	Soph
		<i>2 total tackles</i>			



2023 Logan Varsity Football Stats



TEAM STATS	LHS	OPP
First Downs	91	108
Plays from Scrimmage	405	402
Rushing (Plays-Yards)	299-1242	236-996
Passing Yards	608	1057
Total Yards	1850	2053
Passes (Comp-Att-Yards)	46-106-6	89-157-7
Fumbles (No.-Lost)	15-10	15-4
Penalties (No.-Yards)	34-286	43-367

LOG – 20 – 41 – 14 – 34 – 109

OPP – 35 – 33 – 21 – 86 – 175

Rushing Leaders

Player	Attempts	Yards	TDs	Yards/Carry
Kaden Morgan	135	554	2	4.1
Jack Brown	63	342	3	5.4
Chris Gompf	23	138	1	6.0
Wyatt Woodgeard	25	102	2	4.1
Jack Walsh	21	61	2	2.9
Carson Tootle	16	59	0	3.7
Ethan Courtney	2	8	0	4.0
Talon Thompson	7	3	0	0.4
Jeremy Fraley	2	(-4)	0	-2.0
Jacob Kahrig	1	(-5)	0	-5.0
(Team)	4	(-14)	-	-

Passing Leaders

Player	Comp.	Attempts	Yards	TDs	INTs
Carson Tootle	30	68	430	3	3
Wyatt Woodgeard	13	29	96	0	0
Jack Walsh	3	5	83	0	0
Jack Brown	0	1	0	0	0

Receiving Leaders

Player	Rec.	Yards	TDs
Jack Walsh	14	214	1
Jeremy Fraley	9	116	1
Kaden Morgan	8	77	0
Jacob Kahrig	6	78	1
Lucas Wolfe	6	105	0
Jack Brown	3	18	0

Scoring Stats

Player	TDs	PAT	2P	FG	Total Points
Jack Walsh	3	0	0	0	18
Jack Brown	3	0	0	0	18
Kallen Wilson	0	11	0	2	17
Jacob Kahrig	2	0	0	0	12
Kaden Morgan	2	0	0	0	12
Jeremy Fraley	2	0	0	0	12
Wyatt Woodgeard	2	0	0	0	12
Chris Gompf	1	0	1	0	8

Fort Frye Cadets Individual Stats

Rushing Leaders

Player	Attempts	Yards	TDs	Yards/Carry
Clayton Miller	79	872	7	11.04
Ross Schultheis	75	470	5	6.27
Bryndan Riddle	51	380	2	7.45
Coen Holman	27	180	1	6.67
Sebastian Huck	58	135	6	2.33

Passing Leaders

Player	Comp.	Attempts	Yards	TDs	INTs
Sebastian Huck	45	72	584	5	3

Receiving Leaders

Player	Rec.	Yards	TDs
Clayton Miller	18	227	2
Grady Hesson	11	126	2
Bryndan Riddle	7	88	2
Matthias Kesselring	5	77	0
Coen Holman	3	19	0
Clayton Greuey	1	47	0

Scoring Stats

Player	TDs	PAT	2P	FG	Total Points
Clayton Miller	10	0	0	0	60
Sebastian Huck	6	0	0	0	36
Ross Schultheis	5	0	0	0	30
Tytan Waller	0	24	0	1	27
Bryndan Riddle	4	0	1	0	26
Grady Hesson	1	0	0	0	6
Tyce Beardsley	1	0	0	0	6
Braylon Meek	1	0	0	0	6
Graham Baker	0	0	1	0	2



Logan Football Individual and Team Records



Individual Records

Passing

Most Attempts, Game	Lane Little, 40, vs Lancaster, 2014
Most Attempts, Season	Patrick Angle, 302, 2009
Most Attempts, Career	Patrick Angle, 596, 2007-2009
Most Completions, Game	Patrick Angle, 27 vs Pick. North, 2009
Most Completions, Season	Patrick Angle, 193, 2009
Most Completions, Career	Patrick Angle, 377, 2007-2009
Most Passing Yards, Game	Patrick Angle, 324 at Pick. North, 2008
Most Passing Yards, Season	Patrick Angle, 2546, 2009
Most Passing Yards, Career	Patrick Angle, 5,112, 2007-2009
Most Passing TDs, Game	Lane Little, 5, vs Cambridge, 2015 Lane Little, 5, at Gallipolis, 2015
Most Passing TDs, Season	Lane Little, 30, 2015
Most Passing TDs, Career	Patrick Angle, 51, 2007-2009
Longest Completion (for Touchdown)	Chad Zimmerman, 96 yards v. Warren, 1994

Rushing

Most Rushing Yards, Game	Austin Rohr, 398 vs Marietta, 2003
Most Rushing Yards, Season	Derek Harden, 1670, 2000
Most Rushing Yards, Career	Kelly Wolfe, 3837, 1983-1986
Most Rushing Attempts, Game	Justin Frye, 42 vs Marietta, 2006
Most Rushing Attempts, Season	Derek Harden, 280, 2000
Most Rushing Attempts, Career	Kelly Wolfe, 638, 1983-1986
Most Rushing TDs, Game	Derek Harden, 6 vs Athens, 2001 Isaac Schmeltzer, 6 vs Warren, 2013
Most Rushing TDs, Season	Derek Harden, 28, 2000
Most Rushing TDs, Career	Derek Harden, 50, 1999-2001
Longest Run From Scrimmage (for TD)	Larry Bainter, 99 yards vs Middleport, 1960 Bryce McBride, 99 yards vs Portsmouth, 2013

Receiving

Most Receptions, Game	Zach McDaniel, 14, vs Pickerington North, 2008
Most Receptions, Season	Mason Mays, 60, 2009
Most Receptions, Career	Mason Mays, 121, 2007- 2009
Most Receiving Yards, Game	DJ Conrad, 260 vs Miami Trace, 1985
Most Receiving Yards, Season	Isaiah Smith, 1,044, 2015
Most Receiving Yards, Career	Mason Mays, 1,779, 2007-2009
Most TD Receptions, Game	Eric Cox, 4 vs River Valley, 1994
Most TD Receptions, Season	Isaiah Smith, 18, 2015
Most TD Receptions, Career	Isaiah Smith, 28, 2013-2015
Longest Reception (for TD)	Eric Cox, 96 yards vs Warren, 1994

Scoring

Most Points, Game	Isaac Schmeltzer, 42 points, vs Warren 2013
--------------------------	---

Most Points, Season	Derek Harden, 176, 2000
Most Points, Career	Derek Harden, 308, 1999-2001
Most TDs, Game	Isaac Schmeltzer, 7, vs Warren 2013
Most TDs, Season	John Cosgrove, 29, 1994 Derek Harden, 29, 2000
Most TDs, Career	Derek Harden, 51, 1999-2001
Kicking Points, Game	Jordan Jackson, 10 vs Marietta, 1993 Matt Shaw, 10 at Warren, 1999
Kicking Points, Season	Adam Puhl, 68, 2000 Derek Montgomery, 68, 2009
Kicking Points, Career	Matt Shaw, 123, 1997-1999
<u>Kicking</u>	
Most PATs, Game	Adam Puhl, 9 vs Jackson, 2000
Most PATs, Season	Adam Puhl, 65, 2000
Most PATs, Career	Adam Puhl, 104, 2000-2001
Most FGs, Game	Eleven Times at 2, Most recent was Derek Montgomery vs Warren, 2010
Most FGs, Season	Josh Jackson, 11, 1991
Most FGs, Career	Derek Montgomery, 16, 2009-2010
Longest FG Made	Josh Jackson, 47 yds vs Zanesville, 1991
Longest Punt	Johnny Conrad, 63 yds vs Pt. Pleasant, 2000 (modern) Joe Karshner, 70 yds at Jackson, 1938
<u>Interceptions</u>	
Most INTs, Game	Mutiple Tied at 3, most recent Lucas Wright vs. Portsmouth 2007
Most INTs, Season	Greg Poston, 11, 1967 Chad Zimmerman, 11, 1993
Most INTs, Career	Lucas Wright, 17, 2005-2007
Longest INT Return	Evan DeLong, 101 yards, vs Loudonville 2013
<u>Kick Returns</u>	
Longest Kick-Off Return (for TD)	Bill Shaw, 95 yards, vs Glouster 1939 Alex Clutter, 95 yds, at Watkins Mem., 1995 Isaac Schmeltzer, 95 yds, vs Teays Valley, 2013
Longest Punt Return (for TD)	George Hummel, 86 yards, vs Maysville, 1964 Nick Maniskas, 87 yards, at Jackson, 1987
<u>Miscellaneous</u>	
Most Consecutive Games Played	Robbie Johnson, 37 games, 1960-1963 Bob Stewart, 37 games, 1960-1963
Longest fumble return (for TD)	Dean Jordan, 89 yards, vs Lancaster, 2014
<i>Team Records</i>	
<u>Passing</u>	
Most Attempts, Game	42, vs Lancaster, 2014
Most Attempts, Season	336, 2009
Most Passing Yards, Game	390, at Gallia Academy, 2009
Most Passing Yards, Season	2832, 2009
Most Completions, Game	28 vs Pickerington North, 2009
Most Completions, Season	209, 2009
Most Passing TDs, Game	5, 3X, most recent at Gallipolis, 2015
Most Passing TDs, Season	28, 2009

Rushing

Most Rushing Attempts, Game	74, vs New Lexington, 1980
Most Rushing Attempts, Season	553, 2000

Most Rushing Yards, Game	562, vs Portsmouth, 2013
Most Rushing Yards, Season	3050, 2000

Most Rushing TDs, Game	9, at Warren, 2006
Most Rushing TDs, Season	49, 2000

Total Yardage

Most Total Yardage, Game	649, at Athens, 2015
Most Total Yardage, Season	4974, 2000

Scoring

Most Points, Quarter	42 vs Marietta, 2007
Most Points, Game	81 vs New Lexington, 1920
Most Points, Season	519, 2000

Least Points, Season	21, 1929
-----------------------------	----------

Most Points Allowed, Game	62 vs Columbus West, 1930
Most Points Allowed, Season	337, 2017
Least Points Allowed, Season	12, 1933

Victories

Most Wins, Season	12
Most Consecutive Wins	18, 1963-1965
Most Consecutive Wins, Reg. Season	29, 1999-2001
	29, 2007-2009

Most Consecutive SEOAL Wins	34, 2004-2009
------------------------------------	---------------

Largest Winning Margin	81 vs New Lexington, 1920
Largest Win via Shut-Out	81-0 vs New Lexington, 1920

Defeats

Most Losses, Season	9, 2011
Most Consecutive Losses	11, 2018-2019

Largest Losing Margin	62, at Big Walnut (62-0), 2020
Largest Loss via Shut-Out	62-0, at Big Walnut, 2020

First Downs

Most 1st Downs, Game	27, vs Athens, 1986
	27, at Athens, 2015
Most 1st Downs, Season	262, 2000

Logan Football Starting Line-Up (10/13/2023 At Fort Frye)*Offense*

QB	5	Wyatt Woodgeard	6-0	175lbs	12
FB	44	Jack Brown	5-10	200lbs	12
HB	1	Kaden Morgan	5-7	150lbs	11
HB	34	Chris Gompf	5-10	175lbs	11
SE	3	Jack Walsh	5-10	165lbs	11
TE	8	Lucas Wolfe	6-4	190lbs	12
OT	78	Aiden Hite	6-3	315lbs	12
OG	58	Avery Linton	5-10	205lbs	12
C	79	Noah Markin	6-0	270lbs	11
OG	54	Kallen Wilson	5-10	245lbs	11
OT	76	Talen Alford	6-2	280lbs	10

Other Offensive Players:

RB	2	Talon Thompson	5-6	155lbs	11
Slot	4	Jacob Kahrig	5-8	125lbs	11
R	6	Jim Carver	6-4	190lbs	9
R	10	Noah Daugherty	6-0	170lbs	11
QB	11	Carson Tootle	6-4	180lbs	9
SL	16	Jeremy Fraley	5-6	125lbs	11
TE	28	Maddox Arnett	6-1	175lbs	11
G	63	Kive Rose	5-9	190lbs	10

Defense

DE	58	Avery Linton	5-10	205lbs	12
NT	54	Kallen Wilson	5-10	245lbs	11
DT	68	Elijah Yates	6-1	265lbs	11
DE	28	Maddox Arnett	6-1	175lbs	11
OLB	1	Kaden Morgan	5-7	150lbs	11
ILB	44	Jack Brown	5-10	200lbs	12
ILB	34	Chris Gompf	5-10	175lbs	11
OLB	3	Jack Walsh	5-10	165lbs	11
CB	4	Jacob Kahrig	5-8	125lbs	11
CB	2	Talon Thompson	5-6	155lbs	11
FS	16	Jeremy Fraley	5-6	125lbs	11

Other Defensive Players:

DE	8	Lucas Wolfe	6-4	190lbs	12
LB	63	Kive Rose	5-9	190lbs	10
DL	72	Dominik Graham	6-1	285lbs	11

Specialists:

PK	54	Kallen Wilson	5-10	245lbs	11
HO	11	Carson Tootle	6-4	180lbs	9
LS	8	Lucas Wolfe	6-4	190lbs	12
P	44	Jack Brown	5-10	200lbs	12
LS	34	Chris Gompf	5-10	175lbs	11
KR/PR	4	Jacob Kahrig	5-8	125lbs	11
KR	16	Jeremy Fraley	5-6	125lbs	11

Fort Frye Football Starting Line-Up (10/13/2023 Vs Logan)*Offense*

QB	10	Sebastian Huck	6-1	175lbs	12
FB	21	Ross Schultheis	5-10	175lbs	12
HB	5	Clayton Miller	6-1	180lbs	11
HB	20	Bryndan Riddle	5-11	160lbs	12
SE	7	Grady Hesson	5-7	140lbs	9
TE	38	Clay Greuey	6-4	210lbs	12
TE	42	Matthias Kesselring	6-0	175lbs	12
RT	50	Trevor Nicholson	6-2	220lbs	11
RG	51	Blake Wheeler	5-9	175lbs	10
C	55	Braxton Ross	6-0	195lbs	11
LG	52	Dayne Miller	5-11	175lbs	10
LT	56	Graham Baker	5-11	240lbs	12

Or...**Other Offensive Players:**

OT	71	Morgan Smith	6-1	265lbs	12
----	----	--------------	-----	--------	----

Defense

DE	55	Braxton Ross	6-0	195lbs	11
DT	80	Braden Morgenstern	6-1	190lbs	12
DT	71	Morgan Smith	6-1	265lbs	12
DE	56	Graham Baker	5-11	240lbs	12
OLB	21	Ross Schultheis	5-10	175lbs	12
ILB	10	Sebastian Huck	6-1	175lbs	12
ILB	51	Blake Wheeler	5-9	175lbs	10
OLB	42	Matthias Kesselring	6-0	175lbs	12
CB	5	Clayton Miller	6-1	180lbs	11
CB	11	Ayden Holman	5-10	176lbs	11
FS	20	Bryndan Riddle	5-11	160lbs	12

Other Defensive Players:

DB	22	Tyce Beardsley	6-1	186lbs	10
DE	38	Clay Greuey	6-4	210lbs	12

Specialists:

PK	12	Tytan Waller	5-10	138lbs	9
HO	5	Clayton Miller	6-1	180lbs	11
LS	9	Maddox Huck	6-0	172lbs	11
P	38	Clay Greuey	6-4	210lbs	12
KR/PR	20	Bryndan Riddle	5-11	160lbs	12
KR	5	Clayton Miller	6-1	180lbs	11